

STATE LEVEL BANKERS' COMMITTEE BIHAR

96th & 97th Joint Meeting

DATE : 23.06.2026, TUESDAY, TIME : 11:00 AM

VENUE : HOTEL MAURYA, PATNA

(FOR THE QUARTER UPTO 31st DECEMBER 2025)

बिहार के 3 पारंपरिक उत्पादों
को मिला GI टैग

गर्व का क्षण



बावन बूटी साड़ी
एवं फैब्रिक



नालंदा

पत्थरकूटी
स्टोन क्राफ्ट



गया

पिढ़िया पेंटिंग



भोजपुर

संस्कृतिक विरासत को मिली नई पहचान



हर भारतीय का बैंक

CONVENOR BANK : STATE BANK OF INDIA

**DATA
SHEETS
DECEMBER
2025**

INDEX OF DATA SHEET

ITEM	SUBJECT	PAGE NO.
1	Branch Network	5-6
2	Banking Outlet (BCs/CSPs)	7-8
3	ATM Network	9-10
4	Point of Sale	11-12
5	Digital Transaction	13-14
6	Aadhar Authentication	15-16
7	Pradhan Mantri Jan Dhan Yojna (PMJDY)	17-18
8	Suraksha Bima Yojna	19-22
9	Annual Credit Plan (ACP) Disbursement & Achievement	23-24
10	Outstanding Advances	25-26
11	Annual Credit Plan (Priority Sector)	27-28
12	Annual Credit Plan (Non-Priority Sector)	29-30
13	Micro, Small & Medium Enterprises	31-40
14	MSME Outstanding & NPA	41-44
15	Annual Credit Plan (Agriculture Disbursement)	45-46
16	Agriculture Outstanding &NPA	47-50
17	Kisan Credit Card (KCC)	51-54
18	Kisan Credit Card (Animal Husbandry)	55-58
19	Kisan Credit Card (Fisheries)	59-62
20	Dairy	63-64
21	Poultry	65-66
22	Fisheries	67-68
23	Agri Term Loan	69-70
24	Crop Loan	71-72

25	Agriculture Infrastructure	73-74
26	Agriculture Ancillary Activities	75-76
27	Joint Liability Group	77-78
28	Other Priority Sector (OPS) Disbursement, Outstanding & NPA	79-84
29	Non-Priority Sector (NPS) Disbursement, Outstanding & NPA	85-90
30	Education Loan (Priority Sector)	91-92
31	Housing Loan (Priority Sector)	93-94
32	ACP Disbursement & Outstanding Weaker Section, Small and Marginal Farmer	95-98
33	Loan Disbursement & Outstanding to SCs / STs	99-100
34	Loan Disbursement & Outstanding to Minority Communities	101-102
35	Loan Disbursement & Outstanding to Women	103-106
36	Self Help Group (SHG) NRLM	107-109
37	Pradhan Mantri Mudra Yojna (PMMY)	110-113
38	Pradhan Mantri Employment Guarantee Scheme (PMEGP)	114-117
39	Pradhan Mantri Formalization of Micro food Processing Ent. (PMFME)	118-119
40	Agriculture Infrastructure Fund (AIF)	120-121
41	PM Vishwakarma	122-123
42	PM Surya Ghar Muft Bijli Yojna (PMSGMBY)	124-127
43	PM SAVnidhi	128-131
44	Credit & Deposit (CD) Ratio	132-135
45	Non-Performing Asset (NPA)	136-140
46	Securitisation and Reconstruction of Financial Assets and Enforcement of Security Interest Act (SARFAESI)	141-142
47	Certificate Cases	143-144
48	Lead bank Scheme (LBS) Reports	145-150

49	Rural Self Employment Training Institute (RSETIs)	151
50	District Consultative Committee (DCC) Meeting	152
51	Block Level Bankers' Committee (BLBC) Meeting	153
52	KCC Animal Husbandry & Fisheries Saturation Camp Data	154-157
53	Settlement of Unclaimed Asset (DEAF)	158
54	Re-KYC Progress in Rural Branches	159
55	Financial Literacy Initiatives	160

STATE LEVEL BANKERS' COMMITTEE, BIHAR					
CONVENOR : STATE BANK OF INDIA					
BANK WISE BRANCH NETWORK FY 2025-26 AS ON 31.12.2025					
SR. NO.	Name of Bank	Rural	Semi-Urban	Urban	Total
LEAD BANKS					
1	STATE BANK OF INDIA	394	394	270	1058
2	BANK OF BARODA	109	102	113	324
3	CANARA BANK	126	109	111	346
4	CENTRAL BANK OF INDIA	198	142	95	435
5	PUNJAB NATIONAL BANK	380	194	133	707
6	UNION BANK OF INDIA	63	72	99	234
7	UCO BANK	113	79	51	243
OTHER BANKS					
8	BANK OF INDIA	137	137	83	357
9	BANK OF MAHARASHTRA	3	26	39	68
10	INDIAN BANK	120	92	92	304
11	INDIAN OVERSEAS BANK	13	26	37	76
12	PUNJAB AND SIND BANK	2	4	17	23
Total Public Sector Bank		1658	1377	1140	4175
PRIVATE BANKS					
13	AXIS BANK	22	65	76	163
14	BANDHAN BANK	299	284	100	683
15	FEDERAL BANK	0	3	8	11
16	HDFC BANK	14	96	94	204
17	ICICI BANK	25	67	82	174
18	IDBI BANK	22	21	36	79
19	INDUSIND BANK	6	8	44	58
20	J & K BANK	0	0	1	1
21	KARNATAKA BANK	0	0	1	1
22	KOTAK MAHINDRA BANK	8	8	15	31
23	SOUTH INDIAN BANK	0	0	1	1
24	YES BANK	0	0	8	8
25	KARUR VYSYA BANK	0	0	1	1
26	IDFC FIRST BANK	0	3	11	14
27	RBL BANK	4	0	2	6
Total Private Sector Bank		400	555	480	1435
Total COMM. BANKS		2058	1932	1620	5610
CO-OPERATIVE BANKS					
28	STATE CO-OP. BANK	111	135	57	303
Total Cooperative Bank		111	135	57	303
REGIONAL RURAL BANKS					
29	BIHAR GRAMIN BANK	1467	524	110	2101
Total Region Rural Bank		1467	524	110	2101
SMALL FINANCE BANK					
30	JANA SMALL FIN. BANK	3	1	19	23
31	UJJIVAN SMALL FIN. BANK	11	28	22	61
32	UTKARSH SMALL FIN. BANK	118	128	35	281
33	ESAF SMALL FIN. BANK	2	5	8	15
34	UNITY SMALL FINANCE BANK	25	0	1	26
Total Small Financial Bank		159	162	85	406
TOTAL FOR BIHAR		3795	2753	1872	8420

STATE LEVEL BANKERS' COMMITTEE, BIHAR					
CONVENOR : STATE BANK OF INDIA					
DISTRICT WISE BRANCH NETWORK FY 2025-26 AS ON 31.12.2025					
Sr.No.	Name of District	Rural	Semi-Urban	Urban	Total
1	ARARIA	86	85	2	173
2	ARWAL	42	25	1	68
3	AURANGABAD	123	55	35	213
4	BANKA	85	52	1	138
5	BEGUSARAI	86	104	50	240
6	BHAGALPUR	103	101	98	302
7	BHOJPUR	124	67	60	251
8	BUXAR	86	42	32	160
9	DARBHANGA	118	68	75	261
10	GAYA	189	51	101	341
11	GOPALGANJ	129	73	0	202
12	JAMUI	76	57	1	134
13	JEHANABAD	59	10	30	99
14	KAIMUR (BHABUA)	90	44	0	134
15	KATIHAR	107	41	49	197
16	KHAGARIA	39	81	3	123
17	KISHANGANJ	64	20	30	114
18	LAKHISARAI	45	48	1	94
19	MADHEPURA	40	86	1	127
20	MADHUBANI	126	162	4	292
21	MUNGER	63	34	53	150
22	MUZAFFARPUR	205	79	136	420
23	NALANDA	144	70	51	265
24	NAWADA	76	88	0	164
25	PASHCHIM CHAMPARAN	107	79	52	238
26	PATNA	207	210	615	1032
27	PURBI CHAMPARAN	107	157	53	317
28	PURNIA	99	68	83	250
29	ROHTAS	134	62	59	255
30	SAHARSA	47	26	33	106
31	SAMASTIPUR	173	139	2	314
32	SARAN	169	64	50	283
33	SHEIKHPURA	31	35	1	67
34	SHEOHAR	20	26	0	46
35	SITAMARHI	57	119	4	180
36	SIWAN	147	67	57	271
37	SUPAUL	48	81	0	129
38	VAISHALI	144	77	49	270
Total		3795	2753	1872	8420

STATE LEVEL BANKERS' COMMITTEE, BIHAR				
CONVENOR : STATE BANK OF INDIA				
BANK WISE Banking Outlet (BC/CSP) FY 2025-26 AS ON 31.12.2025				
No. in Actual				
SR. NO.	Name of Bank	Fixed point BC Outlets	Other BC Outlets	Total Banking Outlets/BC Outlet.
	LEAD BANKS			
1	STATE BANK OF INDIA	4495	1721	6216
2	BANK OF BARODA	1685	0	1685
3	CANARA BANK	806	0	806
4	CENTRAL BANK OF INDIA	3019	0	3019
5	PUNJAB NATIONAL BANK	7363	4	7367
6	UNION BANK OF INDIA	1518	0	1518
7	UCO BANK	623	0	623
	OTHER BANKS			
8	BANK OF INDIA	1978	0	1978
9	BANK OF MAHARASHTRA	0	257	257
10	INDIAN BANK	967	0	967
11	INDIAN OVERSEAS BANK	2	748	750
12	PUNJAB AND SIND BANK	1	36	37
	Total Public Sector Bank	22457	2766	25223
	PRIVATE BANKS			
13	AXIS BANK	6	11305	11311
14	BANDHAN BANK	0	0	0
15	FEDERAL BANK	0	0	0
16	HDFC BANK	1350	31	1381
17	ICICI BANK	16	827	843
18	IDBI BANK	15	0	15
19	INDUSIND BANK	14275	5186	19461
20	J & K BANK	0	0	0
21	KARNATAKA BANK	0	0	0
22	KOTAK MAHINDRA BANK	0	258	258
23	SOUTH INDIAN BANK	0	0	0
24	YES BANK	0	159055	159055
25	KARUR VYSYA BANK	0	0	0
26	IDFC FIRST BANK	344	635	979
27	RBL BANK	2367	0	2367
	Total Private Sector Bank	18373	177297	195670
	Total COMM. BANKS	40830	180063	220893
	CO-OPERATIVE BANKS			
28	STATE CO-OP. BANK	142	2	144
	Total Cooperative Bank	142	2	144
	REGIONAL RURAL BANKS			
29	BIHAR GRAMIN BANK	5976	0	5976
	Total Region Rural Bank	5976	0	5976
	SMALL FINANCE BANK			
30	JANA SMALL FIN. BANK	6	0	6
31	UJJIVAN SMALL FIN. BANK	0	0	0
32	UTKARSH SMALL FIN. BANK	0	0	0
33	ESAF SMALL FIN. BANK	75	0	75
34	UNITY SMALL FINANCE BANK	0	0	0
	Total Small Financial Bank	81	0	81
35	INDIA POST PAYMENT BANK	6958	4025	10983
	TOTAL FOR BIHAR	53987	184090	238077

STATE LEVEL BANKERS' COMMITTEE, BIHAR				
CONVENOR : STATE BANK OF INDIA				
DISTRICT WISE Banking Outlet (BC/CSP) FY 2025-26 AS ON 31.12.2025				
No. in Actual				
SR.	Name of District	Fixed point BC Outlets	Other BC Outlets	Total Banking Outlets/BC Outlet.
1	ARARIA	1380	653	2033
2	ARWAL	254	159	413
3	AURANGABAD	1166	233	1399
4	BANKA	879	321	1200
5	BEGUSARAI	2125	782	2907
6	BHAGALPUR	1033	663	1696
7	BHOJPUR	1312	373	1685
8	BUXAR	928	270	1198
9	DARBHANGA	2612	817	3429
10	GAYA	2131	6702	8833
11	GOPALGANJ	1311	586	1897
12	JAMUI	900	356	1256
13	JEHANABAD	440	212	652
14	KAIMUR (BHABUA)	791	236	1027
15	KATIHAR	1168	466	1634
16	KHAGARIA	1085	314	1399
17	KISHANGANJ	696	338	1034
18	LAKHISARAI	423	98	521
19	MADHEPURA	928	402	1330
20	MADHUBANI	3195	866	4061
21	MUNGER	529	229	758
22	MUZAFFARPUR	2279	9771	12050
23	NALANDA	1357	354	1711
24	NAWADA	1171	375	1546
25	PASHCHIM CHAMPARAN	3155	793	3948
26	PATNA	2243	150497	152740
27	PURBI CHAMPARAN	3396	1151	4547
28	PURNIA	1564	498	2062
29	ROHTAS	1107	461	1568
30	SAHARSA	1331	430	1761
31	SAMASTIPUR	2423	1016	3439
32	SARAN	1684	759	2443
33	SHEIKHPURA	261	136	397
34	SHEOHAR	321	207	528
35	SITAMARHI	1457	648	2105
36	SIWAN	1233	662	1895
37	SUPAUL	1208	329	1537
38	VAISHALI	2511	927	3438
	Total	53987	184090	238077

STATE LEVEL BANKERS' COMMITTEE, BIHAR					
CONVENOR : STATE BANK OF INDIA					
BANK WISE ATM NETWORK FY 2025-26 AS ON 31.12.2025					
SR. NO.	Name of Bank	Rural	Semi-Urban	Urban	Total
	LEAD BANKS				
1	STATE BANK OF INDIA	211	873	1797	2881
2	BANK OF BARODA	92	139	194	425
3	CANARA BANK	67	73	113	253
4	CENTRAL BANK OF INDIA	95	0	181	276
5	PUNJAB NATIONAL BANK	242	208	260	710
6	UNION BANK OF INDIA	32	53	72	157
7	UCO BANK	70	56	45	171
	OTHER BANKS				
8	BANK OF INDIA	26	70	92	188
9	BANK OF MAHARASHTRA	2	26	30	58
10	INDIAN BANK	38	57	71	166
11	INDIAN OVERSEAS BANK	5	16	27	48
12	PUNJAB AND SIND BANK	0	4	15	19
	Total Public Sector Bank	880	1575	2897	5352
	PRIVATE BANKS				
13	AXIS BANK	27	129	167	323
14	BANDHAN BANK	2	9	22	33
15	FEDERAL BANK	0	4	6	10
16	HDFC BANK	14	155	273	442
17	ICICI BANK	18	67	150	235
18	IDBI BANK	24	27	81	132
19	INDUSIND BANK	4	3	52	59
20	J & K BANK	0	0	0	0
21	KARNATAKA BANK	0	0	1	1
22	KOTAK MAHINDRA BANK	6	8	14	28
23	SOUTH INDIAN BANK	0	0	2	2
24	YES BANK	0	0	6	6
25	KARUR VYSYA BANK	0	0	1	1
26	IDFC FIRST BANK	0	3	8	11
27	RBL BANK	0	0	3	3
	Total Private Sector Bank	95	405	786	1286
	Total COMM. BANKS	975	1980	3683	6638
	CO-OPERATIVE BANKS				
28	STATE CO-OP. BANK	46	63	55	164
	Total Cooperative Bank	46	63	55	164
	REGIONAL RURAL BANKS				
29	BIHAR GRAMIN BANK	0	0	0	0
	Total Region Rural Bank	0	0	0	0
	SMALL FINANCE BANK				
30	JANA SMALL FIN. BANK	0	0	4	4
31	UJJIVAN SMALL FIN. BANK	6	17	20	43
32	UTKARSH SMALL FIN. BANK	4	10	19	33
33	ESAF SMALL FIN. BANK	2	5	8	15
34	UNITY SMALL FINANCE BANK	0	0	1	1
	Total Small Financial Bank	12	32	52	96
	TOTAL FOR BIHAR	1033	2075	3790	6898

STATE LEVEL BANKERS' COMMITTEE, BIHAR					
CONVENOR : STATE BANK OF INDIA					
DISTRICT WISE ATM NETWORK FY 2025-26 AS ON 31.12.2025					
SR. NO.	Name of District	Rural	Semi-Urban	Urban	Total
1	ARARIA	16	92	6	114
2	ARWAL	17	15	1	33
3	AURANGABAD	33	50	58	141
4	BANKA	37	61	1	99
5	BEGUSARAI	29	60	108	197
6	BHAGALPUR	35	80	177	292
7	BHOJPUR	24	43	125	192
8	BUXAR	19	20	60	99
9	DARBHANGA	25	32	170	227
10	GAYA	66	53	223	342
11	GOPALGANJ	53	99	3	155
12	JAMUI	16	44	3	63
13	JEHANABAD	12	6	62	80
14	KAIMUR (BHABUA)	20	52	0	72
15	KATIHAR	28	9	75	112
16	KHAGARIA	7	62	5	74
17	KISHANGANJ	10	11	55	76
18	LAKHISARAI	7	37	3	47
19	MADHEPURA	8	78	3	89
20	MADHUBANI	23	149	11	183
21	MUNGER	23	12	87	122
22	MUZAFFARPUR	64	40	300	404
23	NALANDA	40	47	100	187
24	NAWADA	6	71	2	79
25	PASHCHIM CHAMPARAN	28	61	119	208
26	PATNA	81	167	1149	1397
27	PURBI CHAMPARAN	31	67	144	242
28	PURNIA	24	27	117	168
29	ROHTAS	28	30	110	168
30	SAHARSA	9	7	80	96
31	SAMASTIPUR	41	158	14	213
32	SARAN	52	42	143	237
33	SHEIKHPURA	5	30	0	35
34	SHEOHAR	8	18	3	29
35	SITAMARHI	14	95	10	119
36	SIWAN	44	36	114	194
37	SUPAUL	11	72	4	87
38	VAISHALI	39	42	145	226
	Total	1033	2075	3790	6898

STATE LEVEL BANKERS' COMMITTEE BIHAR, PATNA					
(CONVENOR- STATE BANK OF INDIA)					
BANK WISE POINT OF SALE (POS) DETAIL AS ON 31.12.2025					
SR.NO.	Bank Name	POS Rural	POS Semi-Urban	POS Urban	Total
	LEAD BANKS				
1	STATE BANK OF INDIA	7014	11958	18894	37866
2	BANK OF BARODA	37	81	1455	1573
3	CANARA BANK	255	454	2071	2780
4	CENTRAL BANK OF INDIA	18	44	146	208
5	PUNJAB NATIONAL BANK	670	575	779	2024
6	UNION BANK OF INDIA	37	369	843	1249
7	UCO BANK	163	114	141	418
	OTHER BANKS				
8	BANK OF INDIA	243	396	765	1404
9	BANK OF MAHARASHTRA	0	3	21	24
10	INDIAN BANK	136	136	235	507
11	INDIAN OVERSEAS BANK	0	37	113	150
12	PUNJAB AND SIND BANK	0	2	12	14
	TOTAL PUBLIC SECTOR BANKS	8573	14169	25475	48217
	PRIVATE BANKS				
13	AXIS BANK	6461	41971	23026	71458
14	BANDHAN BANK	86	205	351	642
15	FEDERAL BANK	0	10	76	86
16	HDFC BANK	91	2735	7719	10545
17	ICICI BANK	164	1309	4397	5870
18	IDBI BANK	808	1142	1151	3101
19	INDUSIND BANK	0	0	0	0
20	J & K BANK	0	0	115	115
21	KARNATAKA BANK	0	0	0	0
22	KOTAK MAHINDRA BANK	411	487	906	1804
23	SOUTH INDIAN BANK	0	0	1	1
24	YES BANK	0	0	1284	1284
25	KARUR VYSYA BANK	0	0	0	0
26	IDFC FIRST BANK	0	0	0	0
27	RBL BANK	62517	14678	8451	85646
	TOTAL PRIVATE SECTOR BANKS	70538	62537	47477	180552
	Total COMM. BANKS	79111	76706	72952	228769
	CO-OPERATIVE BANKS				
28	STATE CO-OP. BANK	2	10	4	16
	TOTAL CO-OPERATIVE BANKS	2	10	4	16
	REGIONAL RURAL BANKS				
29	BIHAR GRAMIN BANK	0	0	0	0
	TOTAL REGIONAL RURAL BANKS	0	0	0	0
	SMALL FINANCE BANK				
30	JANA SMALL FIN. BANK	0	0	0	0
31	UJJIVAN SMALL FIN. BANK	0	0	0	0
32	UTKARSH SMALL FIN. BANK	0	0	0	0
33	ESAF SMALL FIN. BANK	16	19	48	83
34	UNITY SMALL FINANCE BANK	0	0	0	0
	TOTAL SMALL FINANCE BANK	16	19	48	83
	GRAND TOTAL	79129	76735	73004	228868

STATE LEVEL BANKERS' COMMITTEE BIHAR, PATNA					
(CONVENOR- STATE BANK OF INDIA)					
DISTRICT WISE POINT OF SALE (POS) DETAIL AS ON 31.12.2025					
SR.NO.	District Name	POS Rural	POS Semi-Urban	POS Urban	Total
1	ARARIA	2039	1024	458	3521
2	ARWAL	269	174	74	517
3	AURANGABAD	2630	4912	2411	9953
4	BANKA	961	1042	252	2255
5	BEGUSARAI	2104	1859	1355	5318
6	BHAGALPUR	1711	2880	3074	7665
7	BHOJPUR	1429	1931	1565	4925
8	BUXAR	1413	682	897	2992
9	DARBHANGA	2505	2970	2962	8437
10	GAYA	3094	2247	4464	9805
11	GOPALGANJ	2304	1755	237	4296
12	JAMUI	1098	1001	64	2163
13	JEHANABAD	295	463	652	1410
14	KAIMUR (BHABUA)	1107	810	159	2076
15	KATIHAR	1645	1761	1411	4817
16	KHAGARIA	1016	891	143	2050
17	KISHANGANJ	526	1069	863	2458
18	LAKHISARAI	708	564	17	1289
19	MADHEPURA	1786	1582	28	3396
20	MADHUBANI	3708	2914	105	6727
21	MUNGER	685	768	708	2161
22	MUZAFFARPUR	6843	5544	6766	19153
23	NALANDA	1540	1942	1249	4731
24	NAWADA	981	2427	231	3639
25	PASHCHIM CHAMPARAN	2501	754	733	3988
26	PATNA	7353	13869	30449	51671
27	PURBI CHAMPARAN	4338	808	1096	6242
28	PURNIA	2024	2063	2658	6745
29	ROHTAS	1705	1739	1167	4611
30	SAHARSA	974	1384	703	3061
31	SAMASTIPUR	3817	2557	356	6730
32	SARAN	3881	1751	1887	7519
33	SHEIKHPURA	516	365	35	916
34	SHEOHAR	444	450	100	994
35	SITAMARHI	2074	2091	324	4489
36	SIWAN	1793	1958	1605	5356
37	SUPAUL	1981	1092	52	3125
38	VAISHALI	3331	2642	1694	7667
	GRAND TOTAL	79129	76735	73004	228868

STATE LEVEL BANKERS' COMMITTEE, BIHAR													
CONVENOR : STATE BANK OF INDIA													
BANK WISE DIGITAL TRANSACTION FY 2025-26 AS ON 31.12.2025													
No. in Actual and Amount in Rs.Crore													
SR.	NAME OF BANK	BHIM/UPI		BHIM Aadhaar		Bharat QR Code		IMPS		Cards (Debit & Credit)		USSD	
		No.	Amt.	No.	Amt.	No.	Amt.	No.	Amt.	No.	Amt.	No.	Amt.
LEAD BANKS													
1	STATE BANK OF INDIA	2522265104	338842.90	872	0.79	0	0.00	7002	2.03	31777	3.67	5983455	2071.39
2	BANK OF BARODA	579587461	68848.34	122683	49.89	0	0.00	1884186	4535.95	10843301	4265.08	5378	0.53
3	CANARA BANK	290883087	56836.40	0	0.00	0	0.00	0	0.00	5801591	3060.19	2453	0.26
4	CENTRAL BANK OF INDIA	3062421	34195.21	19507	8.90	0	0.00	917016	3528.40	357919	1226.87	0	0.00
5	PUNJAB NATIONAL BANK	543814036	75014.51	50079	16.65	0	0.00	8133665	8087.20	6782586	3510.92	0	0.00
6	UNION BANK OF INDIA	135941639	20116.10	152839	23.99	0	0.00	1841104	2483.45	183776	6.30	1	0.00
7	UCO BANK	0	0.00	0	0.00	30	0.04	5982637	4884.71	1560053	819.88	0	0.00
OTHER BANKS													
8	BANK OF INDIA	1246427	17864.16	95319	44.69	0	0.00	36308	781.45	896605	187.03	0	0.00
9	BANK OF MAHARASHTRA	5796150	951.76	0	0.00	260729	97.25	422254	501.08	0	0.00	0	0.00
10	INDIAN BANK	191505953	21814.14	0	0.00	0	0.00	2253342	3677.51	3984185	1706.95	0	0.00
11	INDIAN OVERSEAS BANK	2065	0.06	18	0.01	278	0.05	10806	339.82	59770	124.11	0	0.00
12	PUNJAB AND SIND BANK	2500667	337.77	0	0	36899	17.13	34543	87.87	40384	18.42	0	0
	Total Public Sector Bank	4276605010	634821.35	441317	144.93	297936	114.47	21522863	28909.47	30541947	14929.42	5991287	2072.17
PRIVATE BANKS													
13	AXIS BANK	734526	47350.76	1	0	281198	403.11	154729	1238540.67	177039	1382.63	0	0
14	BANDHAN BANK	161582950	39476.84	0	0	5963	250.42	1023938	3336.29	89239	41.15	0	0
15	FEDERAL BANK	353756	87.39	0	0	0	0	235378	416.26	144463	60.56	0	0
16	HDFC BANK	315452796	102103.5	0	0	5047	7.21	9094198	27717.65	21793922	6349.9	0	0
17	ICICI BANK	282439	15129.16	9	0	74477	60.49	137298	8098.22	57097	749.51	0	0
18	IDBI BANK	28577807	5405.41	42535	20.3	0	0	120454	537.47	56572	19.33	182	0.04
19	INDUSIND BANK	307337621	58427.22	0	0	0	0	27996292	20218.75	16104	2.22	0	0
20	J & K BANK	2027	69.19	1	0	0	0	1290	33.13	1435	8	0	0
21	KARNATAKA BANK	118863	15.9	0	0	0	0	6164	7.34	3721	1.58	0	0
22	KOTAK MAHINDRA BANK	126358616	1278439.41	0	0	0	0	841613	1674.86	495326	146.9	1074929	131.07
23	SOUTH INDIAN BANK	122581	39.02	0	0	0	0	13272	22.73	14836	7.56	0	0
24	YES BANK	3146182	938.53	2331	0.85	106760	37.5	1164423	827.28	197255	47.69	0	0
25	KARUR VYSYA BANK	0	0	0	0	0	0	33653	12.54	525	0.09	0	0
26	IDFC FIRST BANK	0	0	0	0	0	0	2539	18.21	96	0.07	0	0
27	RBL BANK	9892281	1964.47	0	0	0	0	240318	650.78	250629	153.51	0	0
	Total Private Sector Bank	953962445	1549446.8	44877	21.15	473445	758.73	41065559	1302112.17	23298259	8970.7	1075111	131.11
	Total COMM. BANKS	5230567455	2184268.15	486194	166.08	771381	873.2	62588422	1331021.64	53840206	23900.12	7066398	2203.28
CO-OPERATIVE BANKS													
28	STATE CO-OP. BANK	0	0	0	0	1122	7.04	166492	94.62	3609189	86.47	0	0
	Total Cooperative Bank	0	0	0	0	1122	7.04	166492	94.62	3609189	86.47	0	0
REGIONAL RURAL BANKS													
29	BIHAR GRAMIN BANK	1569500	12147.05	6549108	10750.74	0	0	608016	4749.08	147151	346.42	0	0
	Total Region Rural Bank	1569500	12147.05	6549108	10750.74	0	0	608016	4749.08	147151	346.42	0	0
SMALL FINANCE BANK													
30	JANA SMALL FIN. BANK	6421335	1084.48	0	0	0	0	174102	229.94	310954	76.81	0	0
31	UJIVAN SMALL FIN. BANK	10745609	1464.28	0	0	0	0	70509	283.02	633018	337.56	0	0
32	UTKARSH SMALL FIN. BANK	11750110	2095.32	0	0	0	0	90580	200.32	106804	54.02	0	0
33	ESAF SMALL FIN. BANK	755359	141	0	0	0	0	2916	8.44	9918	5.68	0	0
34	UNITY SMALL FINANCE BANK	0	0	0	0	0	0	3694910	0	615	0.44	0	0
	Total Small Financial Bank	29672413	4785.08	0	0	0	0	4033017	721.72	1061309	474.52	0	0
	TOTAL FOR BIHAR	5261809368	2201200.28	7035302	10916.81	772503	880.24	67395947	1336587.06	58657855	24807.53	7066398	2203.28

STATE LEVEL BANKERS' COMMITTEE, BIHAR													
CONVENOR : STATE BANK OF INDIA													
DISTRICT WISE DIGITAL TRANSACTION FY 2025-26 AS ON 31.12.2025													
No. in Actual and Amount in Rs.Crore													
SR.	Name of District	BHIM/UPI		BHIM Aadhaar		Bharat QR Code		IMPS		Cards (Debit & Credit)		USSD	
		No.	Amt.	No.	Amt.	No.	Amt.	No.	Amt.	No.	Amt.	No.	Amt.
1	ARARIA	136089722	22990.65	100202	107.83	12000	24.90	891682	47328.77	892087	427.88	40731	16.70
2	ARWAL	25350616	4421.71	87968	155.55	1906	4.35	257490	12595.45	262271	117.79	42561	10.25
3	AURANGABAD	110624066	18145.35	247271	460.01	16152	14.33	871585	20030.17	1112158	520.99	112862	36.83
4	BANKA	54374385	7845.23	82977	133.36	3422	4.49	1273423	7259.47	524878	225.03	50519	16.77
5	BEGUSARAI	150651990	75655.49	184686	381.99	30642	22.98	3485054	27572.92	1791103	742.33	213645	60.87
6	BHAGALPUR	153086788	34123.46	112897	157.31	26877	37.41	3363133	48469.55	1999244	899.41	247299	93.39
7	BHOJPUR	122814941	22795.53	442871	948.46	19179	15.35	1579483	43023.95	1455289	666.00	378720	108.96
8	BUXAR	73358807	13401.40	214725	364.50	10622	12.73	518837	17833.24	888859	390.72	160216	42.60
9	DARBHANGA	183796711	80171.93	236635	310.92	17064	17.22	2554814	32681.35	1721950	789.21	160137	64.31
10	GAYA	198722779	116149.78	377917	711.78	33828	32.76	2252220	44728.98	2355846	1062.87	284153	88.51
11	GOPALGANJ	134170723	102597.46	155150	194.73	10326	16.82	835046	25139.88	1104228	511.16	203349	48.00
12	JAMUI	69475896	11501.32	186953	275.30	8928	9.79	464839	7291.23	512225	222.38	52260	20.31
13	JEHANABAD	50051730	8862.85	120179	238.66	7940	9.07	793437	7447.45	528598	233.34	87762	26.08
14	KAIMUR (BHABUA)	64160515	11331.14	204322	380.82	5931	6.66	443410	22472.02	597116	240.94	66967	20.65
15	KATIHAR	127102109	66473.69	67756	79.96	7700	14.58	637737	44844.11	742813	412.22	479502	72.68
16	KHAGARIA	73764742	12491.23	209583	320.83	23188	19.79	425881	19066.48	524998	213.26	64984	19.8
17	KISHANGANJ	94676307	17069.17	80704	80.13	9271	15.08	459281	11441.07	559987	268.45	32309	14.42
18	LAKHISARAI	38317125	6694.28	116603	211.14	7085	4.15	315304	7169.7	297201	136.6	57752	17
19	MADHEPURA	85368406	15146.23	78220	84.28	7893	15.31	648358	18541.14	342956	155.39	52367	20.25
20	MADHUBANI	168511791	105701.73	249294	288.72	16176	21.11	1223747	24492.92	1367114	581.96	152541	42.4
21	MUNGER	65938661	10497.13	115728	161.35	6825	9.74	564105	10022.47	858362	352.43	146499	47.04
22	MUZAFFARPUR	312543005	216186.59	249473	294.21	43480	67.32	3977992	89485.1	3751648	1592.56	558710	151.88
23	NALANDA	114892117	23507.1	411799	770.44	10448	15.77	1495344	21950.05	1603401	728.11	132696	46.98
24	NAWADA	68251847	13567.64	336290	570.63	8295	12.87	608155	11419.9	716127	336.6	74701	23.9
25	PASHCHIM CHAMPARAN	214233006	33798.58	245318	304.69	13521	25.64	909922	36617.3	1361215	628.42	127471	41.69
26	PATNA	608826395	679205.24	174931	278.83	228666	194.57	14031493	310963.6	13028189	5998.48	1545604	557.14
27	PURBI CHAMPARAN	256473616	44494.83	184019	213.92	13760	34.85	1159813	39939.85	1612109	696.97	180376	61.9
28	PURNIA	178274271	31088.06	81741	94.92	10346	20.05	2332604	52747.14	1196018	594.01	105081	44.77
29	ROHTAS	136868931	25496.2	363090	590.22	13616	24.03	890844	33672.98	1421473	636.2	173870	49.67
30	SAHARSA	78889676	12795.05	84926	102.01	6771	7.93	333902	15092.57	395968	171.73	66087	24.68
31	SAMASTIPUR	216801244	105211.77	325685	546.25	52503	19.96	2648436	27714.81	2031058	843.23	172658	53.8
32	SARAN	194913993	78669.79	174187	209	15404	31.75	1519684	35240.06	4985889	649.12	329577	94.8
33	SHEIKHPURA	27802648	5711.79	50387	77.44	4906	7.64	175001	11671.6	373416	178.07	26091	8.4
34	SHEOHAR	28490927	5142.03	42553	37.98	5915	6.52	156736	9386.96	313445	134.88	8925	3.19
35	SITAMARHI	142048572	23413.04	166022	210.24	9210	10.8	764934	15231.75	1454292	568.66	79592	26.48
36	SIWAN	220673789	40293.86	191127	218.3	18797	31.62	6297079	45696.36	1841525	898.94	143187	45.58
37	SUPAUL	86095711	15487.13	104715	123.05	4562	8.13	457292	15027.64	430479	189.77	42770	16.02
38	VAISHALI	195320810	83064.84	176398	227.05	29348	32.17	5777850	65277.06	1702320	791.41	211867	64.58
	Total	5261809368	2201200.28	7035302	10916.81	772503	880.24	67395947	1336587.06	58657855	24807.53	7066398	2203.28

STATE LEVEL BANKERS' COMMITTEE, BIHAR				
CONVENOR : STATE BANK OF INDIA				
BANK WISE TOTAL Progress under AADHAAR authentication FY 2025-26 AS ON 31.12.2025				
				No. in Actual
SR. NO.	Name of Bank	Number of operative CASA	Number of Aadhaar seeded CASA	Number of Authenticated CASA
	LEAD BANKS			
1	STATE BANK OF INDIA	28989246	18944145	11451610
2	BANK OF BARODA	7233411	8540511	7489024
3	CANARA BANK	4065472	3855225	835448
4	CENTRAL BANK OF INDIA	10290148	7857248	7885748
5	PUNJAB NATIONAL BANK	16506552	0	1442015
6	UNION BANK OF INDIA	4061030	473604	1663266
7	UCO BANK	3989657	4530858	4530858
	OTHER BANKS			
8	BANK OF INDIA	6197037	6002117	5107406
9	BANK OF MAHARASHTRA	218392	194390	968
10	INDIAN BANK	4144263	2968517	2571309
11	INDIAN OVERSEAS BANK	492643	468604	438170
12	PUNJAB AND SIND BANK	97135	75143	81527
	Total Public Sector Bank	86284986	53910362	43497349
	PRIVATE BANKS			
13	AXIS BANK	1058965	166750	162513
14	BANDHAN BANK	4018487	3767434	1870503
15	FEDERAL BANK	73930	57689	43799
16	HDFC BANK	782663	254715	254715
17	ICICI BANK	515895	296808	464257
18	IDBI BANK	590596	457968	270174
19	INDUSIND BANK	2857050	2749814	2799986
20	J & K BANK	9376	2132	2130
21	KARNATAKA BANK	4421	3540	648
22	KOTAK MAHINDRA BANK	539726	535534	89277
23	SOUTH INDIAN BANK	179	0	19
24	YES BANK	23394	19226	14155
25	KARUR VYSYA BANK	11	13	8
26	IDFC FIRST BANK	77195	71283	71214
27	RBL BANK	586085	585026	3784
	Total Private Sector Bank	11137973	8967932	6047182
	Total COMM. BANKS	97422959	62878294	49544531
	CO-OPERATIVE BANKS			
28	STATE CO-OP. BANK	1233363	1084871	360368
	Total Cooperative Bank	1233363	1084871	360368
	REGIONAL RURAL BANKS			
29	BIHAR GRAMIN BANK	20218570	18101221	18101221
	Total Region Rural Bank	20218570	18101221	18101221
	SMALL FINANCE BANK			
30	JANA SMALL FIN. BANK	201735	171326	130736
31	UJJIVAN SMALL FIN. BANK	775618	769512	769512
32	UTKARSH SMALL FIN. BANK	948402	1174574	939925
33	ESAF SMALL FIN. BANK	113470	9734	113470
34	UNITY SMALL FINANCE BANK	0	0	0
	Total Small Financial Bank	2039225	2125146	1953643
	TOTAL FOR BIHAR	120914117	84189532	69959763

STATE LEVEL BANKERS' COMMITTEE, BIHAR				
CONVENOR : STATE BANK OF INDIA				
DISTRICT WISE Progress under AADHAAR authentication FY 2025-26 AS ON 31.12.2025				
				No. in Actual
SR. NO.	Name of District	Number of operative CASA	Number of Aadhaar seeded CASA	Number of Authenticated CASA
1	ARARIA	2816318	2273521	1808532
2	ARWAL	845255	485942	480992
3	AURANGABAD	2985860	1536848	1369972
4	BANKA	2169776	1888413	1667189
5	BEGUSARAI	3653818	2874995	2296804
6	BHAGALPUR	3788426	3005473	2647283
7	BHOJPUR	3468526	2227897	1981519
8	BUXAR	2142172	1468255	1248661
9	DARBHANGA	3694052	2514240	2078964
10	GAYA	5324388	3070654	2828095
11	GOPALGANJ	2996682	2242843	1647568
12	JAMUI	2071304	1626715	1349034
13	JEHANABAD	1271514	681802	645906
14	KAIMUR (BHABUA)	1852488	1148672	1049563
15	KATI HAR	3166649	2216505	1882270
16	KHAGARIA	1910102	1283851	1172883
17	KISHANGANJ	1864900	1535986	1188652
18	LAKHISARAI	1226151	874199	758076
19	MADHEPURA	1925990	1505475	1110863
20	MADHUBANI	4282578	2685433	2214706
21	MUNGER	1704204	1177860	988233
22	MUZAFFARPUR	5633842	4092734	3239895
23	NALANDA	3436529	2202887	1904312
24	NAWADA	2687816	1541969	1435537
25	PASHCHIM CHAMPARAN	4049158	2872943	2338460
26	PATNA	10030640	6090764	4947788
27	PURBI CHAMPARAN	5093279	3594680	2995018
28	PURNIA	3398752	2646877	2113174
29	ROHTAS	3518935	2176425	1870508
30	SAHARSA	1765006	1171551	933791
31	SAMASTIPUR	5112537	3466248	2870369
32	SARAN	4495988	3083201	2428687
33	SHEIKHPURA	803579	589116	439235
34	SHEOHAR	614012	536214	449937
35	SITAMARHI	3326606	2577611	2058020
36	SIWAN	4592976	3550191	2765801
37	SUPAUL	2185726	1552516	1217918
38	VAISHALI	5007583	4118026	3535548
	Total	120914117	84189532	69959763

STATE LEVEL BANKERS' COMMITTEE, BIHAR								
CONVENOR : STATE BANK OF INDIA								
BANK WISE TOTAL Progress under PMJDY FY 2025-26 AS ON 31.12.2025								
No. in Actual and Amount in Rs.Crore								
SR. NO.	Name of Bank	Total PMJDY Accounts (No.)	PMJDY accounts opened in FY 2025-26 as on 31.12.2025 (No.)	Zero Balance A/c (No.)	Deposits held in the A/c (Rs. In Crore)	Rupay Card Issued (No.)	Rupay Card Activated (No.)	Aadhaar Seeded (No.)
	LEAD BANKS							
1	STATE BANK OF INDIA	17983855	577136	409608	8852.42	16066239	404010	13158062
2	BANK OF BARODA	6323378	278084	235474	3141.29	4307665	422317	6077165
3	CANARA BANK	1018613	99593	97739	870.22	344993	54330	884583
4	CENTRAL BANK OF INDIA	6662238	472937	450576	2994.44	2983797	2983797	6235243
5	PUNJAB NATIONAL BANK	10164330	1253696	1438688	4495.10	10038437	6160111	9407655
6	UNION BANK OF INDIA	2590435	242828	403891	926.03	646804	473604	2491381
7	UCO BANK	2650983	208897	316052	1034.89	467720	359231	2294584
	OTHER BANKS							
8	BANK OF INDIA	3546400	197933	120725	1958.51	2878491	1366231	3251045
9	BANK OF MAHARASHTRA	106636	14098	13991	59.99	76368	76368	102541
10	INDIAN BANK	2321529	91541	147908	1098.59	607580	383790	1890245
11	INDIAN OVERSEAS BANK	177287	6446	15903	71.13	177287	40345	158658
12	PUNJAB AND SIND BANK	24457	5600	5888	6.77	375	360	8871
	Total Public Sector Bank	53570141	3448789	3656443	25509.38	38595756	12724494	45960033
	PRIVATE BANKS							
13	AXIS BANK	24174	264	3611	13.29	15051	7260	15561
14	BANDHAN BANK	21339	14534	14368	2.13	14331	14331	21310
15	FEDERAL BANK	2306	2214	659	2.40	337	249	744
16	HDFC BANK	263560	106923	57040	72.22	263559	35830	163544
17	ICICI BANK	37979	3053	12347	8.16	34914	21627	33266
18	IDBI BANK	156425	1910	98311	27.56	12775	0	59622
19	INDUSIND BANK	57403	1632	10857	13.07	56475	55417	16730
20	J & K BANK	302	3	114	0.15	254	7	123
21	KARNATAKA BANK	150	0	0	0.02	54	2	125
22	KOTAK MAHINDRA BANK	12752	61	6790	2.55	8986	0	10578
23	SOUTH INDIAN BANK	343	8	153	0.19	106	75	239
24	YES BANK	50	0	17	0.03	50	46	47
25	KARUR VYSYA BANK	13	0	3	0.00	13	13	13
26	IDFC FIRST BANK	1608	320	406	1.37	1474	51	1599
27	RBL BANK	7865	0	1329	0.25	7865	7864	0
	Total Private Sector Bank	586269	130922	206005	143.38	416244	142772	323501
	Total COMM. BANKS	54156410	3579711	3862448	25652.76	39012000	12867266	46283534
	CO-OPERATIVE BANKS							
28	STATE CO-OP. BANK	62972	22940	184482	43.74	1086	291	46482
	Total Cooperative Bank	62972	22940	184482	43.74	1086	291	46482
	REGIONAL RURAL BANKS							
29	BIHAR GRAMIN BANK	11528376	900673	1329281	3747.89	290471	290471	10552804
	Total Region Rural Bank	11528376	900673	1329281	3747.89	290471	290471	10552804
	SMALL FINANCE BANK							
30	JANA SMALL FIN. BANK	0	0	0	0.00	0	0	0
31	UJJIVAN SMALL FIN. BANK	0	0	0	0.00	0	0	0
32	UTKARSH SMALL FIN. BANK	0	0	0	0.00	0	0	0
33	ESAF SMALL FIN. BANK	0	0	0	0.00	0	0	0
34	UNITY SMALL FINANCE BANK	0	0	0	0.00	0	0	0
	Total Small Financial Bank	0	0	0	0.00	0	0	0
	TOTAL FOR BIHAR	65747758	4503324	5376211	29444.40	39303557	13158028	56882820

STATE LEVEL BANKERS' COMMITTEE, BIHAR								
CONVENOR : STATE BANK OF INDIA								
DISTRICT WISE Progress under PMJDY FY 2025-26 AS ON 31.12.2025								
No. in Actual and Amount in Rs.Crore								
SR. NO.	Name of District	Total PMJDY Accounts (No.)	PMJDY accounts opened in FY 2025-26 as on 31.12.2025 (No.)	Zero Balance A/c (No.)	Deposits held in the A/c (Rs. In Crore)	Rupay Card Issued (No.)	Rupay Card Activated (No.)	Aadhaar Seeded (No.)
1	ARARIA	2132588	135542	160790	607.78	1286635	244211	1857955
2	ARWAL	406852	29288	44119	205.81	248162	118762	353067
3	AURANGABAD	1603488	121258	180768	743.40	1147777	531488	1392100
4	BANKA	1488779	91476	129371	743.71	638094	174342	1239453
5	BEGUSARAI	1697135	118340	144819	763.60	903575	255716	1417915
6	BHAGALPUR	1835554	119225	142564	886.64	963035	292332	1574823
7	BHOJPUR	1438531	125984	154572	861.59	882320	355351	1263752
8	BUXAR	1141661	82403	111535	599.80	690712	233329	951408
9	DARBHANGA	2050828	123341	140401	919.55	1164394	387211	1805113
10	GAYA	2819086	230848	250417	1373.67	2054582	846831	2489915
11	GOPALGANJ	1869779	114788	114788	1020.49	981026	313509	1557326
12	JAMUI	1147389	85169	82707	616.26	650049	128174	951696
13	JEHANABAD	549157	46550	52332	288.50	393602	197204	483258
14	KAIMUR (BHABUA)	966687	79933	129565	405.00	641916	232108	837163
15	KATI HAR	2091562	115680	131770	804.11	1137150	472262	1868703
16	KHAGARIA	1061644	82115	92992	450.85	483001	112579	945666
17	KISHANGANJ	1407587	77358	85476	399.31	929738	221213	1249161
18	LAKHISARAI	618672	46194	53238	330.56	321622	103372	529751
19	MADHEPURA	1224817	62731	70184	447.89	764974	206570	1038544
20	MADHUBANI	2715835	179311	223880	1089.11	1624462	608976	2377456
21	MUNGER	654168	51997	49674	397.33	374547	134773	555412
22	MUZAFFARPUR	3215928	192852	242365	1381.14	1717665	565084	2839456
23	NALANDA	1338481	128969	95251	822.10	777577	314773	1166018
24	NAWADA	1332412	107941	129813	628.57	828600	362354	1151719
25	PASHCHIM CHAMPARAN	3051388	247034	237568	936.74	1896074	653429	2680422
26	PATNA	2821921	220274	459817	1532.66	1799197	650275	2396259
27	PURBI CHAMPARAN	3472721	247988	262121	1218.14	2157878	640279	2978219
28	PURNIA	2316408	134960	144474	732.46	1424267	304450	2010477
29	ROHTAS	1577623	140163	154611	802.70	1022062	361908	1353615
30	SAHARSA	1142667	70339	89001	403.63	769994	230108	979255
31	SAMASTIPUR	2595728	177678	167842	1227.58	1649163	518722	2254227
32	SARAN	2899471	157099	205316	1469.11	1809938	618566	2436475
33	SHEIKHPURA	347465	24976	22725	200.33	193384	45923	293590
34	SHEOHAR	429366	22494	25305	165.71	229590	45901	390628
35	SITAMARHI	2367628	146185	157889	1043.46	1428699	484020	2128445
36	SIWAN	2192394	146383	158212	1273.23	1209835	464327	1893122
37	SUPAUL	1469947	89964	100472	599.59	944832	312598	1271960
38	VAISHALI	2254411	128244	177467	1052.31	1163429	414998	1919296
	Total	65747758	4503324	5376211	29444.40	39303557	13158028	56882820

STATE LEVEL BANKERS' COMMITTEE, BIHAR

CONVENOR : STATE BANK OF INDIA

BANK WISE TOTAL PROGRESS UNDER SURAKSHA BIMA YOGANA FY 2025-26 AS ON 31.12.2025

SR.	Name of Bank	Enrolment under PMJJBY during FY 2025-26 as on 31.12.2025	Total No. of Enrolment under PMJJBY	Total No of eligible cases under PMJJBY	Total No of renewals under PMJJBY	Enrolment under PMSBY during FY 2025-26 as on 31.12.2025	Total No. of Enrolment under PMSBY	Total No. of eligible cases under PMSBY	Total No. of renewals under PMSBY	No. in Actual and Amount in Rs.Crore	
										Enrolment under APY during FY 2025-26 as on 31.12.2025	Total No. of Enrolment under APY
LEAD BANKS											
1	STATE BANK OF INDIA	822524	4188281	13495300	3429462	1257203	11449356	23866242	10480123	221149	2125512
2	BANK OF BARODA	143271	613894	1286344	260053	300875	1899413	2265637	1366644	16546	307752
3	CANARA BANK	13727	44890	3247476	227514	51011	142610	4082898	916933	8753	226783
4	CENTRAL BANK OF INDIA	83264	304152	9671080	220745	234830	1366813	12935789	1110001	41345	57920
5	PUNJAB NATIONAL BANK	232295	2140536	29186024	1941574	703000	6583626	34243196	6213300	148466	1748206
6	UNION BANK OF INDIA	26797	235106	4175485	215722	115774	955820	5288131	917038	24639	152934
7	UCO BANK	71859	273514	3183841	108107	200060	720708	4189757	418095	28673	245709
OTHER BANKS											
8	BANK OF INDIA	58501	1144718	7943199	466469	123066	2470804	10056336	1896145	31631	517548
9	BANK OF MAHARASHTRA	3639	22406	92500	7666	10414	72061	109580	39602	3271	16859
10	INDIAN BANK	104614	533988	2686546	245645	141997	1174030	3415872	806219	27208	277685
11	INDIAN OVERSEAS BANK	4829	20810	447439	9404	2902	67910	553195	43968	6306	69436
12	PUNJAB AND SIND BANK	4125	13786	64500	3076	11134	39535	78027	11820	2429	8642
	Total Public Sector Bank	1569445	9536081	75479734	7135437	3152266	26942686	101084660	24219888	560416	5754986
PRIVATE BANKS											
13	AXIS BANK	6269	8468	975543	3809	20580	30373	1029924	10082	3718	26796
14	BANDHAN BANK	9405	9405	2279378	184	75373	75392	2704952	21	4056	4085
15	FEDERAL BANK	0	58	1649	0	0	90	2119	0	0	102
16	HDFC BANK	4414	38814	394374	15461	36022	180863	461096	97961	5113	39126
17	ICICI BANK	180	300	44639	0	72	10285	61397	0	56	74
18	IDBI BANK	4176	48086	443013	18953	14072	91222	522244	45202	8014	50222
19	INDUSIND BANK	0	5506	1620788	155	0	9707	1934622	623	0	8790
20	J & K BANK	0	77	5478	37	0	286	7809	112	0	6
21	KARNATAKA BANK	7	79	5819	72	7	110	6920	103	3	125
22	KOTAK MAHINDRA BANK	188	2167	588346	706	1180	5010	621251	2316	2524	7566
23	SOUTH INDIAN BANK	86	89	2689	72	343	503	3470	295	22	22
24	YES BANK	6	27	25073	9	15	90	27855	48	4	13
25	KARUR VYSYA BANK	18	19	45	19	15	51	51	34	0	0
26	IDFC FIRST BANK	0	1135	76609	115	0	7408	85173	2739	0	243
27	RBL BANK	374	376	25446	2	534	536	26746	2	26	100
	Total Private Sector Bank	25123	114606	6488889	39594	148213	411926	7495629	159538	23536	137270
	Total COMM. BANKS	1594568	9650687	81968623	7175031	3300479	27354612	108580289	24379426	583952	5892256
CO-OPERATIVE BANKS											
28	STATE CO-OP. BANK	253	4437	13159	3525	2140	13060	16520	29957	339	1162
	Total Cooperative Bank	253	4437	13159	3525	2140	13060	16520	29957	339	1162
REGIONAL RURAL BANKS											
29	BIHAR GRAMIN BANK	308678	3015584	4750568	842660	490836	8352391	15348264	3268455	126379	1913993
	Total Region Rural Bank	308678	3015584	4750568	842660	490836	8352391	15348264	3268455	126379	1913993
SMALL FINANCE BANK											
30	JANA SMALL FIN. BANK	0	0	0	0	0	0	0	0	0	0
31	UJJIVAN SMALL FIN. BANK	0	0	0	0	0	0	0	0	2217	2217
32	UTKARSH SMALL FIN. BANK	0	0	0	0	0	0	0	0	0	0
33	ESAF SMALL FIN. BANK	13	267	267	107	154	1835	1835	733	323	2840
34	UNITY SMALL FINANCE BANK	0	0	0	0	2	2	2	0	0	0
	Total Small Financial Bank	13	267	267	107	156	1837	1837	733	2540	5057
	TOTAL FOR BIHAR	1903512	12670975	86732617	8021323	3793611	35721900	123946910	27678571	713210	7812468

STATE LEVEL BANKERS' COMMITTEE, BIHAR											
CONVENOR : STATE BANK OF INDIA											
DISTRICT WISE PROGRESS UNDER SURAKSHA BIMA YOGANA FY 2025-26 AS ON 31.12.2025											
No. in Actual and Amount in Rs.Crore											
SR.	Name of District	Enrolment under PMJJBY DURING FY 2025-26 AS ON 31.12.2025	Total No. of Enrolment under PMJJBY	Total No of eligible cases under PMJJBY	Total No of renewals under PMJJBY	Enrolment under PMSBY DURING FY 2025-26 AS ON 31.12.2025	Total No. of Enrolment under PMSBY	Total No. of eligible cases under PMSBY	Total No. of renewals under PMSBY	Enrolment under APY DURING FY 2025-26 AS ON 31.12.2025	Total No. of Enrolment under APY
1	ARARIA	54800	229842	1601664	126610	106439	811004	2398875	587892	16810	189540
2	ARWAL	15024	129595	734652	80436	25414	314158	1031769	246200	3970	62223
3	AURANGABAD	56776	494976	2657849	345229	105516	1235038	3677041	975834	23535	289863
4	BANKA	48521	243509	1452613	146234	95305	607639	2093988	505413	19176	152763
5	BEGUSARAI	69493	445967	2373133	255881	124057	916224	3307763	769702	19974	229328
6	BHAGALPUR	67727	375434	2535958	218684	128087	901211	3451112	761542	19870	202919
7	BHOJIPUR	48840	410290	2571561	269375	112903	1281923	3908305	1032075	20899	291324
8	BUXAR	34523	257544	1544234	164533	72779	769400	2363756	605135	13840	162901
9	DARBHANGA	55274	383581	2646232	221573	111650	1040353	3767195	671526	18650	216364
10	GAYA	100859	832745	4681245	594873	219250	2218402	6312181	1846589	50675	601401
11	GOPALGANJ	38838	274477	2068672	179464	81742	823724	2918113	579792	19599	186820
12	JAMUI	48202	312575	1199743	187316	75577	649628	1899233	596514	14428	128799
13	JEHANABAD	16931	151988	1101335	93936	36045	468794	1602684	366419	7012	103377
14	KAIMUR (BHABUA)	29579	215661	1559908	145518	61605	680958	2438927	550903	12326	138567
15	KATI HAR	58416	303215	2416630	194359	114700	860244	3255392	632823	20322	168954
16	KHAGARIA	31999	222739	1212196	130817	62154	515957	1823039	448374	12468	117619
17	KISHANGANJ	31069	136625	1074223	78652	64840	511056	1617013	366891	8913	99467
18	LAKHISARAI	17992	141370	810147	88341	34708	320927	1107125	304821	8512	69096
19	MADHEPURA	38968	199032	1156552	125590	65848	596588	1799057	428338	15635	148514
20	MADHUBANI	57099	417449	3265678	244874	124366	1298676	4600046	815240	23655	250296
21	MUNGER	28208	207280	1181136	135229	52979	469582	1613984	435046	13434	110254
22	MUZAFFARPUR	78317	553163	4016955	326496	158901	1549390	5485198	1078200	26406	374488
23	NALANDA	54058	419720	2442301	276781	104245	1356806	3533372	1041990	22697	287277
24	NAWADA	47931	364199	2010531	231927	94250	1072990	2924085	857368	23220	247675
25	PASHCHIM CHAMPARAN	67227	372648	2584644	233395	156025	1281966	3699143	893241	27981	246514
26	PATNA	108212	767478	8101452	574856	227236	2158461	11329583	1911604	39883	487687
27	PURBI CHAMPARAN	81983	492386	3384228	306161	165299	1378718	4865872	1027859	25963	234552
28	PURNIA	60080	303426	2079413	195030	115649	1051332	3053982	798517	19399	266116
29	ROHTAS	45689	357390	2846790	222289	95231	1048777	4624994	785116	13990	193501
30	SAHARSA	35770	210328	1322111	131980	64136	589134	1834288	426846	11403	130700
31	SAMASTIPUR	84491	567115	3500994	363083	157763	1370610	5243259	1272773	27043	290805
32	SARAN	65551	423425	3210848	266332	139373	1285500	4589531	929118	27836	272265
33	SHEIKHPURA	12822	103088	526438	66645	22885	239393	693548	261003	4926	51185
34	SHEOHAR	13186	69182	331628	29754	20434	156877	465220	105865	2602	27417
35	SITAMARHI	47550	339361	2287799	186575	93215	954046	3268490	695281	14444	164422
36	SIWAN	53777	352261	3272322	213258	113690	1141392	4515976	763050	23233	238644
37	SUPAUL	38962	231933	1672570	151180	67746	737184	2381678	532402	16591	156242
38	VAISHALI	58768	357978	3296232	218057	121569	1057838	4452093	771269	21890	222589
	Total	1903512	12670975	86732617	8021323	3793611	35721900	123946910	27678571	713210	7812468

STATE LEVEL BANKERS' COMMITTEE BIHAR, PATNA									
(CONVENOR- STATE BANK OF INDIA)									
BANK WISE PRADHAN MANTRI SOCIAL SECURITY CLIAM STATUS FY 2025-26 AS ON 31.12.2025									
(No. In Actual)									
S.N.	Bank Name	PMJJBY				PMSBY			
		PMJJBY CLAIMS RECEIVED	TOTAL(CUM) PMJJBY CLAIMS RECEIVED	NO. OF PMJJBY CLAIMS SETTLED	TOTAL(CUM) PMJJBY CLAIMS SETTLED	PMSBY CLAIMS RECEIVED	TOTAL(CUM) PMSBY CLAIMS RECEIVED	PMSBY CLAIMS SETTLED	TOTAL(CUM) PMSBY CLAIMS SETTLED
LEAD BANKS									
1	STATE BANK OF INDIA	2465	12532	2463	12366	352	1352	117	646
2	BANK OF BARODA	0	0	0	0	0	0	0	0
3	CANARA BANK	55	395	139	348	25	302	24	283
4	CENTRAL BANK OF INDIA	49	447	143	309	0	41	12	10
5	PUNJAB NATIONAL BANK	281	286	267	267	103	107	64	64
6	UNION BANK OF INDIA	9	5	1	1	8	10	5	5
7	UCO BANK	33	82	34	45	20	34	9	16
OTHER BANKS									
8	BANK OF INDIA	73	1457	71	1402	2	347	2	234
9	BANK OF MAHARASHTRA	1	1	1	1	1	1	1	1
10	INDIAN BANK	313	1575	107	1091	64	218	32	144
11	INDIAN OVERSEAS BANK	9	16	12	8	0	0	0	0
12	PUNJAB AND SIND BANK	21	29	3	24	2	13	1	12
TOTAL PUBLIC SECTOR BANKS		3309	16825	3241	15862	577	2425	267	1415
PRIVATE BANKS									
13	AXIS BANK	0	38	0	35	2	9	0	5
14	BANDHAN BANK	0	0	0	0	0	0	0	0
15	FEDERAL BANK	0	0	0	0	0	0	0	0
16	HDFC BANK	0	0	0	0	0	0	0	0
17	ICICI BANK	7	40	7	40	0	11	0	3
18	IDBI BANK	0	0	0	0	0	0	0	0
19	INDUSIND BANK	0	0	0	0	0	0	0	0
20	J & K BANK	0	0	0	0	0	0	0	0
21	KARNATAKA BANK	0	0	0	0	0	0	0	0
22	KOTAK MAHINDRA BANK	0	0	0	0	0	0	0	0
23	SOUTH INDIAN BANK	0	0	0	0	0	0	0	0
24	YES BANK	0	0	0	0	0	0	0	0
25	KARUR VYSYA BANK	0	0	0	0	0	0	0	0
26	IDFC FIRST BANK	1	1	1	1	1	1	1	1
27	RBL BANK	0	0	0	0	0	0	0	0
TOTAL PRIVATE SECTOR BANKS		8	79	8	76	3	21	1	9
Total COMM. BANKS		3317	16904	3249	15938	580	2446	268	1424
CO-OPERATIVE BANKS									
28	STATE CO-OP. BANK	18	28	11	26	2	114	1	7
TOTAL CO-OPERATIVE BANKS		18	28	11	26	2	114	1	7
REGIONAL RURAL BANKS									
29	BIHAR GRAMIN BANK	1629	10384	983	9187	349	2209	233	1756
TOTAL REGIONAL RURAL BANKS		1629	10384	983	9187	349	2209	233	1756
SMALL FINANCE BANK									
30	JANA SMALL FIN. BANK	0	0	0	0	0	0	0	0
31	UJJIVAN SMALL FIN. BANK	0	0	0	0	0	0	0	0
32	UTKARSH SMALL FIN. BANK	0	0	0	0	0	0	0	0
33	ESAF SMALL FIN. BANK	0	0	0	0	0	0	0	0
34	UNITY SMALL FINANCE BANK	0	0	0	0	0	0	0	0
TOTAL SMALL FINANCE BANK		0	0	0	0	0	0	0	0
GRAND TOTAL		4964	27316	4243	25151	931	4769	502	3187

STATE LEVEL BANKERS' COMMITTEE BIHAR, PATNA

(CONVENOR- STATE BANK OF INDIA)

DISTRICT WISE PRADHAN MANTRI SOCIAL SECURITY CLIAM STATUS FY 2025-26 AS ON 31.12.2025

(No. In Actual)

S.N	District Name	PMJBY				PMSBY			
		PMJBY CLAIMS RECEIVED	TOTAL(CUM) PMJBY CLAIMS RECEIVED	NO. OF PMJBY CLAIMS SETTLED	TOTAL(CUM) PMJBY CLAIMS SETTLED	PMSBY CLAIMS RECEIVED	TOTAL(CUM) PMSBY CLAIMS RECEIVED	PMSBY CLAIMS SETTLED	TOTAL(CUM) PMSBY CLAIMS SETTLED
1	ARARIA	196	849	195	832	17	79	10	53
2	ARWAL	60	236	37	202	16	72	15	60
3	AURANGABAD	108	462	73	401	39	154	23	103
4	BANKA	70	375	51	342	16	63	9	38
5	BEGUSARAI	150	709	114	633	33	171	21	127
6	BHAGALPUR	99	549	72	490	25	135	11	92
7	BHOJPUR	100	577	73	512	41	181	24	130
8	BUXAR	87	493	60	419	31	130	18	99
9	DARBHANGA	97	773	97	726	20	88	6	57
10	GAYA	211	775	157	681	48	188	30	136
11	GOPALGANJ	124	840	111	798	20	100	4	55
12	JAMUI	131	549	102	491	27	121	17	93
13	JEHANABAD	99	319	73	273	22	89	13	54
14	KAIMUR (BHABUA)	73	405	54	348	28	124	16	82
15	KATIHAR	110	502	87	462	16	71	12	38
16	KHAGARIA	73	358	55	334	30	94	17	72
17	KISHANGANJ	132	545	117	525	8	34	6	24
18	LAKHISARAI	58	336	48	310	14	87	8	62
19	MADHEPURA	119	651	112	621	13	54	4	31
20	MADHUBANI	106	755	91	691	18	225	9	80
21	MUNGER	62	364	48	325	15	94	10	69
22	MUZAFFARPUR	211	1604	201	1523	34	272	15	188
23	NALANDA	130	616	86	557	38	214	25	160
24	NAWADA	68	440	55	397	25	124	16	84
25	PASHCHIM CHAMPARAN	223	1327	210	1269	17	105	8	73
26	PATNA	256	1272	223	1150	71	335	40	235
27	PURBI CHAMPARAN	280	1665	262	1588	30	129	11	79
28	PURNIA	299	1806	293	1777	19	87	10	57
29	ROHTAS	103	679	84	594	27	176	14	113
30	SAHARSA	169	740	159	719	9	56	3	33
31	SAMASTIPUR	224	1185	191	1074	39	187	22	128
32	SARAN	186	1083	177	1012	41	205	18	121
33	SHEIKHPURA	48	258	36	231	13	77	7	59
34	SHEOHAR	22	79	18	72	4	16	2	16
35	SITAMARHI	163	851	101	642	18	106	9	57
36	SIWAN	124	870	116	824	15	121	5	82
37	SUPAUL	92	537	91	512	12	69	6	71
38	VAISHALI	101	882	113	794	22	136	8	76
	GRAND TOTAL	4964	27316	4243	25151	931	4769	502	3187

STATE LEVEL BANKERS' COMMITTEE BIHAR, PATNA																			
(CONVENOR- STATE BANK OF INDIA)																			
BANK WISE PERFORMANCE : ANNUAL CREDIT PLAN (ACP) FY 2025 - 26 AS ON 31.12.2025																			
(Amount In Rs. Crore)																			
S.N	BANK NAME	AGRICULTURE			MSME			O P S			TPS			N P S			GRAND TOTAL		
		TARGET	ACHIE	%ACH	TARGET	ACHIE	%ACH	TARGET	ACHIE	%ACH	TARGET	ACHIE	%ACH	TARGET	ACHIE	%ACH	TARGET	ACHIE	%ACH
	LEAD BANKS																		
1	STATE BANK OF INDIA	11052	3983.73	36.05	16298	11846.90	72.69	603	622.39	103.22	27953	16453.02	58.86	23965	20490.96	85.50	51918	36943.98	71.16
2	BANK OF BARODA	3663	1901.68	51.92	5400	3332.77	61.72	290	35.63	12.29	9353	5270.08	56.35	4150	3848.57	92.74	13503	9118.65	67.53
3	CANARA BANK	3725	695.13	18.66	5493	2731.41	49.73	316	124.23	39.31	9534	3550.77	37.24	4127	3014.05	73.03	13661	6564.81	48.06
4	CENTRAL BANK OF INDIA	4053	2414.43	59.57	8567	5587.13	65.22	376	213.09	56.67	12996	8214.65	63.21	5736	2361.40	41.17	18732	10576.04	56.46
5	PUNJAB NATIONAL BANK	7915	3276.68	41.40	15067	12013.39	79.73	480	288.74	60.15	23462	15578.81	66.40	10667	7243.14	67.90	34129	22821.96	66.87
6	UNION BANK OF INDIA	2143	972.23	45.37	3620	2552.69	70.52	145	53.12	36.63	5908	3578.04	60.56	2530	1460.74	57.74	8438	5038.78	59.72
7	UCO BANK	2863	569.57	19.89	3889	1419.56	36.50	590	685.80	116.24	7342	2674.93	36.43	1397	517.22	37.02	8739	3192.14	36.53
	OTHER BANKS																		
8	BANK OF INDIA	3766	2025.30	53.78	4636	3396.22	73.26	225	104.92	46.63	8627	5526.44	64.06	3110	1642.89	52.83	11737	7169.32	61.08
9	BANK OF MAHARASHTRA	600	120.25	20.04	677	360.74	53.29	62	36.08	58.19	1339	517.08	38.62	1441	418.20	29.02	2780	935.27	33.64
10	INDIAN BANK	3551	692.25	19.49	5200	3075.74	59.15	273	40.58	14.86	9024	3808.57	42.20	4820	4718.36	97.89	13844	8526.93	61.59
11	INDIAN OVERSEAS BANK	600	370.99	61.83	1202	515.84	42.92	65	43.99	67.68	1867	930.82	49.86	451	473.13	104.91	2318	1403.95	60.57
12	PUNJAB AND SIND BANK	116	31.50	27.16	407	112.32	27.60	22	40.10	182.27	545	183.93	33.75	45	152.78	339.51	590	336.71	57.07
	TOTAL PUBLIC SECTOR BANKS	44047	17053.75	38.72	70456	46944.70	66.63	3447	2288.67	66.40	117950	66287.11	56.20	62439	46341.44	74.22	180389	112628.56	62.44
	PRIVATE BANKS																		
13	AXIS BANK	1960	1372.74	70.04	3867	3049.48	78.86	200	83.77	41.89	6027	4505.99	74.76	3790	3674.16	96.94	9817	8180.14	83.33
14	BANDHAN BANK	4778	1903.24	39.83	7378	1655.79	22.44	1780	500.81	28.14	13936	4059.85	29.13	4810	2543.51	52.88	18746	6603.36	35.23
15	FEDERAL BANK	160	68.65	42.91	163	115.36	70.77	11	0.20	1.82	334	184.21	55.15	480	564.30	117.56	814	748.51	91.95
16	HDFC BANK	2826	2174.06	76.93	7800	8644.82	110.83	200	82.49	41.25	10826	10901.37	100.70	10020	7623.74	76.09	20846	18525.11	88.87
17	ICICI BANK	1206	853.75	70.79	6500	7528.31	115.82	160	22.99	14.37	7866	8405.06	106.85	6330	5358.57	84.65	14196	13763.63	96.95
18	IDBI BANK	764	296.99	38.87	1329	478.88	36.03	79	20.57	26.04	2172	796.44	36.67	760	602.29	79.25	2932	1398.73	47.71
19	INDUSIND BANK	8268	1499.45	18.14	3203	1629.66	50.88	80	12.94	16.18	11551	3142.04	27.20	2116	1403.80	66.34	13667	4545.85	33.26
20	J & K BANK	3	0.01	0.33	27	3.80	14.07	1	1.22	122.00	31	5.03	16.23	8	28.28	353.50	39	33.31	85.41
21	KARNATAKA BANK	3	0.30	10.00	16	5.55	34.69	1	0.36	36.00	20	6.21	31.05	8	5.37	67.13	28	11.58	41.36
22	KOTAK MAHINDRA BANK	970	691.62	71.30	667	259.05	38.84	120	0.15	0.13	1757	950.82	54.12	380	257.04	67.64	2137	1207.86	56.52
23	SOUTH INDIAN BANK	6	0.00	0.00	39	3.35	8.59	1	0.27	27.00	46	3.62	7.87	8	2.69	33.63	54	6.31	11.69
24	YES BANK	180	123.52	68.62	470	208.12	44.28	7	0.06	0.86	657	331.70	50.49	335	256.10	76.45	992	587.81	59.26
25	KARUR VYSYA BANK	3	0.00	0.00	12	0.71	5.92	1	0.00	0.00	16	0.71	4.44	8	3.02	37.75	24	3.72	15.50
26	IDFC FIRST BANK	255	178.40	69.96	184	114.19	62.06	14	0.00	0.00	453	292.59	64.59	950	762.13	80.22	1403	1054.72	75.18
27	RBL BANK	1292	1383.14	107.05	54	18.28	33.85	6	4.23	70.50	1352	1405.66	103.97	151	14.82	9.81	1503	1420.47	94.51
	TOTAL PRIVATE SECTOR BANKS	22674	10545.87	46.51	31709	23715.36	74.79	2661	730.06	27.44	57044	34991.29	61.34	30154	23099.80	76.61	87198	58091.09	66.62
	Total COMM. BANKS	66721	27599.62	41.37	102165	70660.06	69.16	6108	3018.72	49.42	174994	101278.41	57.88	92593	69441.24	75.00	267587	170719.65	63.80
	CO-OPERATIVE BANKS																		
28	STATE CO-OP. BANK	11930	5247.80	43.99	0	0.00	0.00	300	219.38	73.13	12230	5467.18	44.70	1000	611.32	61.13	13230	6078.50	45.94
	TOTAL CO-OPERATIVE BANKS	11930	5247.80	43.99	0	0.00	0.00	300	219.38	73.13	12230	5467.18	44.70	1000	611.32	61.13	13230	6078.50	45.94
	REGIONAL RURAL BANKS																		
29	BIHAR GRAMIN BANK	27626	14486.92	52.44	10520	5801.00	55.14	1082	287.16	26.54	39228	20575.08	52.45	1500	1009.84	67.32	40728	21584.92	53.00
	TOTAL REGIONAL RURAL BANKS	27626	14486.92	52.44	10520	5801.00	55.14	1082	287.16	26.54	39228	20575.08	52.45	1500	1009.84	67.32	40728	21584.92	53.00
	SMALL FINANCE BANK																		
30	JANA SMALL FIN. BANK	381	190.16	49.91	367	114.84	31.29	60	43.46	72.43	808	348.46	43.13	150	62.20	41.47	958	410.66	42.87
31	UJIVAN SMALL FIN. BANK	710	845.15	119.04	1482	122.73	8.28	110	249.94	227.22	2302	1217.82	52.90	155	289.97	187.08	2457	1507.79	61.37
32	UTKARSH SMALL FIN. BANK	3952	1212.28	30.68	3865	145.71	3.77	1115	261.25	23.43	8932	1619.24	18.13	410	346.59	84.53	9342	1965.83	21.04
33	ESAF SMALL FIN. BANK	220	142.61	64.82	156	35.17	22.54	160	122.09	76.31	536	299.87	55.95	40	36.29	90.73	576	336.17	58.36
34	UNITY SMALL FINANCE BANK	460	210.84	45.83	445	9.95	2.24	65	7.10	10.92	970	227.90	23.49	152	83.96	55.24	1122	311.85	27.79
	TOTAL SMALL FINANCE BANK	5723	2601.05	45.45	6315	428.40	6.78	1510	683.84	45.29	13548	3713.29	27.41	907	819.01	90.30	14455	4532.30	31.35
	GRAND TOTAL	112000	49935.39	44.59	119000	76889.46	64.61	9000	4209.10	46.77	240000	131033.95	54.60	96000	71881.42	74.88	336000	202915.37	60.39

STATE LEVEL BANKERS' COMMITTEE BIHAR, PATNA																			
(CONVENOR- STATE BANK OF INDIA)																			
DISTRICT WISE PERFORMANCE UNDER ANNUAL CREDIT PLAN (ACP) FY 2025 - 26 AS ON 31.12.2025																			
(Amount In Rs. Crore)																			
S.N.	DISTRICT NAME	AGRICULTURE			MSME			O P S			TPS			N P S			GRAND TOTAL		
		TARGET	ACHIE	%ACH	TARGET	ACHIE	%ACH	TARGET	ACHIE	%ACH	TARGET	ACHIE	%ACH	TARGET	ACHIE	%ACH	TARGET	ACHIE	%ACH
1	ARARIA	2249	1148.39	51.06	2122	1580.02	74.46	227	82.60	36.39	4598	2811.02	61.14	1428	1047.24	73.34	6026	3858.26	64.03
2	ARWAL	810	434.61	53.66	860	275.93	32.08	60	11.12	18.53	1730	721.67	41.72	456	228.54	50.12	2186	950.21	43.47
3	AURANGABAD	4516	1353.10	29.96	2071	1425.45	68.83	215	51.86	24.12	6802	2830.41	41.61	1493	840.33	56.28	8295	3670.74	44.25
4	BANKA	1743	631.25	36.22	1569	445.42	28.39	216	162.00	75.00	3528	1238.67	35.11	1042	426.06	40.89	4570	1664.73	36.43
5	BEGUSARAI	3572	1821.87	51.00	4071	2885.33	70.88	302	226.77	75.09	7945	4933.98	62.10	1850	1755.29	94.88	9795	6689.27	68.29
6	BHAGALPUR	4065	1153.16	28.37	5004	2684.39	53.64	405	316.30	78.10	9474	4153.86	43.84	2514	2185.01	86.91	11988	6338.87	52.88
7	BHOJPUR	3815	1123.92	29.46	3848	1491.07	38.75	233	93.21	40.00	7896	2708.21	34.30	1637	1354.03	82.71	9533	4062.24	42.61
8	BUXAR	2275	717.20	31.53	2270	769.09	33.88	157	43.47	27.69	4702	1529.77	32.53	1096	663.16	60.51	5798	2192.93	37.82
9	DARBHANGA	3692	1431.05	38.76	3640	2365.13	64.98	242	109.25	45.14	7574	3905.44	51.56	1933	1765.77	91.35	9507	5671.20	59.65
10	GAYA	4602	2377.96	51.67	5529	3374.52	61.03	343	165.70	48.31	10474	5918.17	56.50	2758	2736.16	99.21	13232	8654.34	65.40
11	GOPALGANJ	4406	1051.25	23.86	1794	1193.73	66.54	219	52.34	23.90	6419	2297.31	35.79	1334	911.46	68.33	7753	3208.77	41.39
12	JAMUI	1525	484.09	31.74	1276	526.04	41.23	146	42.52	29.12	2947	1052.65	35.72	793	630.83	79.55	3740	1683.48	45.01
13	JEHANABAD	1228	462.90	37.70	1546	436.10	28.21	77	31.98	41.53	2851	930.99	32.65	797	487.55	61.17	3648	1418.54	38.89
14	KAIMUR (BHABUA)	2780	951.80	34.24	1781	602.97	33.86	135	35.83	26.54	4696	1590.60	33.87	979	578.81	59.12	5675	2169.41	38.23
15	KATIHAR	2382	1536.51	64.51	3048	2030.81	66.63	241	104.77	43.47	5671	3672.10	64.75	1673	1245.79	74.46	7344	4917.89	66.96
16	KHAGARIA	1914	650.07	33.96	1349	717.15	53.16	139	35.55	25.58	3402	1402.77	41.23	774	554.58	71.65	4176	1957.35	46.87
17	KISHANGANJ	1329	930.59	70.02	1568	785.47	50.09	156	63.82	40.91	3053	1779.87	58.30	904	660.21	73.03	3957	2440.08	61.66
18	LAKHISARAI	1334	392.51	29.42	1137	382.10	33.61	108	30.12	27.89	2579	804.73	31.20	607	374.11	61.63	3186	1178.84	37.00
19	MADHEPURA	1538	704.54	45.81	1348	702.44	52.11	122	29.62	24.28	3008	1436.59	47.76	1131	642.56	56.81	4139	2079.15	50.23
20	MADHUBANI	3109	1311.59	42.19	3425	1644.48	48.01	260	73.00	28.08	6794	3029.07	44.58	1902	1163.98	61.20	8696	4193.05	48.22
21	MUNGER	1613	343.20	21.28	1805	551.35	30.55	167	95.60	57.25	3585	990.15	27.62	1080	860.92	79.71	4665	1851.07	39.68
22	MUZAFFARPUR	6045	2516.25	41.63	6029	4775.57	79.21	436	190.86	43.78	12510	7482.68	59.81	5611	3853.81	68.68	18121	11336.49	62.56
23	NALANDA	3247	1080.42	33.27	3004	1765.82	58.78	233	250.18	107.37	6484	3096.42	47.75	1660	1278.97	77.05	8144	4375.38	53.73
24	NAWADA	1857	800.16	43.09	1576	1024.57	65.01	169	49.44	29.25	3602	1874.17	52.03	994	706.89	71.12	4596	2581.06	56.16
25	PASHCHIM CHAMPARAN	2940	1549.93	52.72	3248	1817.48	55.96	250	65.73	26.29	6438	3433.15	53.33	1776	1386.47	78.07	8214	4819.62	58.68
26	PATNA	7415	7805.65	105.27	21429	21049.96	98.23	1092	877.98	80.40	29936	29733.59	99.32	39077	29263.34	74.89	69013	58996.93	85.49
27	PURBI CHAMPARAN	4443	2323.74	52.30	4262	2856.66	67.03	351	90.68	25.83	9056	5271.08	58.21	2559	2295.42	89.70	11615	7566.50	65.14
28	PURNIA	2436	1588.04	65.19	4105	3503.70	85.35	286	170.69	59.68	6827	5262.43	77.08	2123	1701.88	80.16	8950	6964.31	77.81
29	ROHTAS	3229	1197.10	37.07	3215	2051.98	63.83	266	73.07	27.47	6710	3322.15	49.51	1733	1204.58	69.51	8443	4526.73	53.62
30	SAHARSA	1789	618.07	34.55	1357	906.72	66.82	102	64.21	62.95	3248	1589.00	48.92	945	760.82	80.51	4193	2349.82	56.04
31	SAMASTIPUR	4192	2048.48	48.87	4101	2443.01	59.57	325	118.18	36.36	8618	4609.68	53.49	2183	1477.71	67.69	10801	6087.39	56.36
32	SARAN	3795	1345.05	35.44	4124	1651.45	40.04	329	113.08	34.37	8248	3109.59	37.70	2103	1640.72	78.02	10351	4750.31	45.89
33	SHEIKHPURA	729	260.51	35.74	835	296.64	35.53	70	12.93	18.47	1634	570.08	34.89	440	277.88	63.15	2074	847.96	40.89
34	SHEOHAR	582	242.98	41.75	587	155.13	26.43	39	4.92	12.62	1208	403.04	33.36	334	150.77	45.14	1542	553.81	35.92
35	SITAMARHI	2158	922.05	42.73	2268	1258.41	55.49	162	52.82	32.60	4588	2233.28	48.68	1296	944.11	72.85	5884	3177.40	54.00
36	SIWAN	3698	1638.15	44.30	3821	1627.18	42.59	293	77.69	26.52	7812	3343.02	42.79	1771	1410.33	79.63	9583	4753.35	49.60
37	SUPAUL	1739	696.09	40.03	1744	756.85	43.40	124	25.88	20.87	3607	1478.82	41.00	1128	834.58	73.99	4735	2313.39	48.86
38	VAISHALI	7209	2291.13	31.78	2234	2079.32	93.08	303	113.32	37.40	9746	4483.76	46.01	2086	1580.75	75.78	11832	6064.51	51.26
	GRAND TOTAL	112000	49935.39	44.59	119000	76889.46	64.61	9000	4209.10	46.77	240000	131033.95	54.60	96000	71881.42	74.88	336000	202915.37	60.39

STATE LEVEL BANKERS' COMMITTEE BIHAR, PATNA												
(CONVENOR- STATE BANK OF INDIA)												
BANK WISE OUTSTANDING ADVANCES AS ON 31.12.2025												
												(Amt. In Rs. Crore)
S.N	BANK NAME	TOTAL ADVANCES	PRIO SEC. ADV	% OF PS ADV	AGL ADV	% OF AGL ADV	MSME	% OF MSME	OPS ADV	% OF OPS ADV	NPS ADV	% OF NPS ADV
	LEAD BANKS											
1	STATE BANK OF INDIA	79870	30382	38.04	10771	13.49	13716	17.17	5895	7.38	49489	61.96
2	BANK OF BARODA	15391	8087	52.54	3582	23.27	3878	25.20	627	4.07	7304	47.46
3	CANARA BANK	17683	8039	45.46	2637	14.91	4025	22.76	1377	7.79	9644	54.54
4	CENTRAL BANK OF INDIA	14193	10605	74.72	5280	37.20	4364	30.75	961	6.77	3588	25.28
5	PUNJAB NATIONAL BANK	28930	16647	57.54	6841	23.64	7786	26.91	2021	6.98	12284	42.46
6	UNION BANK OF INDIA	7098	4210	59.32	1515	21.35	2267	31.94	428	6.03	2887	40.68
7	UCO BANK	6849	5212	76.11	1624	23.72	2417	35.30	1171	17.09	1636	23.89
	OTHER BANKS											
8	BANK OF INDIA	14365	9634	67.07	3865	26.91	4631	32.24	1138	7.92	4731	32.93
9	BANK OF MAHARASHTRA	2190	893	40.79	205	9.35	474	21.64	215	9.80	1297	59.21
10	INDIAN BANK	11235	6305	56.12	2099	18.68	3802	33.84	404	3.59	4930	43.88
11	INDIAN OVERSEAS BANK	2170	987	45.49	205	9.47	525	24.18	257	11.84	1183	54.51
12	PUNJAB AND SIND BANK	477	294	61.53	51	10.75	191	40.02	51	10.76	184	38.47
	TOTAL PUBLIC SECTOR BANKS	200451	101295	50.53	38675	19.29	48076	23.98	14544	7.26	99157	49.47
	PRIVATE BANKS											
13	AXIS BANK	13089	5613	42.89	1781	13.61	3558	27.19	274	2.09	7476	57.11
14	BANDHAN BANK	8670	5086	58.66	2154	24.84	2287	26.38	645	7.44	3584	41.34
15	FEDERAL BANK	563	188	33.35	77	13.70	104	18.40	7	1.26	375	66.65
16	HDFC BANK	27674	13888	50.18	3125	11.29	10045	36.30	718	2.60	13786	49.82
17	ICICI BANK	17400	8773	50.42	1024	5.89	7543	43.35	206	1.18	8626	49.58
18	IDBI BANK	3120	1505	48.23	539	17.27	571	18.29	395	12.67	1615	51.77
19	INDUSIND BANK	8385	6190	73.83	4087	48.74	2082	24.83	21	0.25	2195	26.17
20	J & K BANK	100	40	40.11	0	0.00	36	36.27	4	3.83	60	59.89
21	KARNATAKA BANK	21	10	48.76	0	1.90	8	36.73	2	10.13	11	51.24
22	KOTAK MAHINDRA BANK	2257	1662	73.63	1182	52.34	478	21.16	3	0.13	595	26.37
23	SOUTH INDIAN BANK	7	4	48.33	0	0.00	3	45.11	0	3.21	4	51.67
24	YES BANK	813	478	58.73	216	26.57	261	32.12	0	0.04	336	41.27
25	KARUR VYSYA BANK	17	2	14.00	0	0.00	2	12.85	0	1.15	15	86.00
26	IDFC FIRST BANK	1563	491	31.41	284	18.18	199	12.73	8	0.49	1072	68.59
27	RBL BANK	2145	2137	99.60	2128	99.20	3	0.14	6	0.26	9	0.40
	TOTAL PRIVATE SECTOR BANKS	85826	46067	53.68	16598	19.34	27180	31.67	2290	2.67	39758	46.32
	Total COMM. BANKS	286277	147362	51.48	55273	19.31	75256	26.29	16834	5.88	138915	48.52
	CO-OPERATIVE BANKS											
28	STATE CO-OP. BANK	7352	6711	91.28	6591	89.65	0	0.00	120	1.63	641	8.72
	TOTAL CO-OPERATIVE BANKS	7352	6711	91.28	6591	89.65	0	0.00	120	1.63	641	8.72
	REGIONAL RURAL BANKS											
29	BIHAR GRAMIN BANK	31119	29163	93.71	24425	78.49	3483	11.19	1255	4.03	1956	6.29
	TOTAL REGIONAL RURAL BANKS	31119	29163	93.71	24425	78.49	3483	11.19	1255	4.03	1956	6.29
	SMALL FINANCE BANK											
30	JANA SMALL FIN. BANK	1012	893	88.28	432	42.68	373	36.88	88	8.73	119	11.72
31	UJJIVAN SMALL FIN. BANK	2278	1784	78.30	1212	53.21	237	10.40	335	14.68	494	21.70
32	UTKARSH SMALL FIN. BANK	4256	3756	88.24	2352	55.25	695	16.33	709	16.66	501	11.76
33	ESAF SMALL FIN. BANK	355	327	91.97	107	30.06	45	12.69	175	49.23	28	8.02
34	UNITY SMALL FINANCE BANK	637	533	83.65	409	64.19	77	12.08	47	7.37	104	16.35
	TOTAL SMALL FINANCE BANK	8539	7293	85.40	4512	52.83	1427	16.71	1354	15.85	1246	14.60
	GRAND TOTAL	333287	190529	57.17	90800	27.24	80166	24.05	19563	5.87	142758	42.83

STATE LEVEL BANKERS' COMMITTEE BIHAR, PATNA												
(CONVENOR- STATE BANK OF INDIA)												
DISTRICT WISE OUTSTANDING ADVANCES AS ON 31.12.2025												
(Amount In Rs. Crore)												
S.N.	DISTRICT NAME	TOTAL ADVANCES	PRIO SEC. ADV	% OF PS ADV	AGL ADV	% OF AGL ADV	MSME	% OF MSME ADV	OPS ADV	% OF OPS ADV	NPS ADV	% OF NPS ADV
1	ARARIA	5880	3967	67.47	2129	36.21	1545	26.27	293	4.99	1973	33.56
2	ARWAL	1226	775	63.21	447	36.44	279	22.73	50	4.04	480	39.15
3	AURANGABAD	5591	3708	66.33	1966	35.17	1437	25.70	305	5.46	1843	32.97
4	BANKA	3100	2154	69.48	1218	39.28	666	21.50	270	8.71	946	30.52
5	BEGUSARAI	10821	7109	65.70	3294	30.44	3191	29.49	623	5.76	3655	33.78
6	BHAGALPUR	11042	6113	55.36	1976	17.90	3244	29.38	892	8.08	4871	44.11
7	BHOJPUR	6477	3615	55.81	1745	26.93	1370	21.15	500	7.73	2752	42.49
8	BUXAR	3821	2363	61.83	1309	34.25	818	21.41	236	6.17	1460	38.21
9	DARBHANGA	9438	5088	53.91	2254	23.88	2241	23.75	593	6.28	4350	46.10
10	GAYA	13999	8486	60.62	3905	27.90	3626	25.90	955	6.82	5447	38.91
11	GOPALGANJ	5520	3617	65.52	2168	39.28	1216	22.03	233	4.22	1917	34.72
12	JAMUI	3114	1905	61.16	1221	39.22	571	18.33	112	3.61	1175	37.73
13	JEHANABAD	2450	1465	59.80	781	31.87	539	21.98	146	5.95	996	40.66
14	KAIMUR (BHABUA)	3439	2247	65.36	1502	43.68	584	17.00	161	4.68	1171	34.06
15	KATIHAR	7595	5095	67.08	2879	37.91	1736	22.85	480	6.32	2607	34.33
16	KHAGARIA	3343	2187	65.41	1414	42.29	660	19.75	112	3.36	1124	33.61
17	KISHANGANJ	3897	2661	68.30	1644	42.20	787	20.19	231	5.92	1296	33.26
18	LAKHISARAI	2036	1228	60.33	745	36.59	382	18.78	101	4.96	781	38.35
19	MADHEPURA	3906	2582	66.11	1589	40.69	805	20.61	188	4.81	1421	36.39
20	MADHUBANI	7213	4411	61.16	2605	36.12	1434	19.88	372	5.16	2752	38.16
21	MUNGER	3458	1632	47.20	727	21.02	655	18.94	251	7.25	1790	51.76
22	MUZAFFARPUR	19748	11507	58.27	4856	24.59	5435	27.52	1216	6.16	8272	41.89
23	NALANDA	6878	4162	60.51	2044	29.72	1738	25.27	380	5.52	2695	39.18
24	NAWADA	4310	2743	63.63	1552	36.02	919	21.32	271	6.30	1528	35.45
25	PASHCHIM CHAMPARAN	7939	4961	62.49	2849	35.88	1723	21.71	389	4.90	2949	37.14
26	PATNA	92776	39996	43.11	11577	12.48	22486	24.24	5934	6.40	52772	56.88
27	PURBI CHAMPARAN	12086	7896	65.33	4660	38.56	2769	22.91	466	3.85	4220	34.91
28	PURNIA	11020	7325	66.47	3120	28.31	3478	31.56	728	6.61	3737	33.91
29	ROHTAS	7394	4754	64.30	2304	31.16	2035	27.52	416	5.62	2617	35.39
30	SAHARSA	4311	2663	61.78	1491	34.59	975	22.62	197	4.57	1669	38.72
31	SAMASTIPUR	9949	6399	64.32	3435	34.53	2412	24.25	552	5.55	3444	34.62
32	SARAN	8119	4938	60.82	2702	33.28	1817	22.38	419	5.16	3245	39.97
33	SHEIKHPURA	1553	973	62.68	537	34.59	357	22.96	80	5.13	566	36.47
34	SHEOHAR	1139	774	67.94	532	46.69	202	17.74	40	3.51	380	33.34
35	SITAMARHI	5798	3686	63.58	2078	35.84	1343	23.17	265	4.58	2123	36.61
36	SIWAN	8147	5599	68.73	3336	40.95	1862	22.85	401	4.93	2601	31.93
37	SUPAUL	4069	2549	62.65	1575	38.70	772	18.97	202	4.97	1616	39.71
38	VAISHALI	10686	7195	67.33	4633	43.36	2057	19.25	504	4.72	3519	32.93
	GRAND TOTAL	333287	190529	57.17	90800	27.24	80166	24.05	19563	5.87	142758	42.83

STATE LEVEL BANKERS' COMMITTEE BIHAR, PATNA																												
(CONVENOR- STATE BANK OF INDIA)																												
BANK WISE TOTAL ANNUAL CREDIT PLAN (ACP) PRIORITY SECTOR DISBURSEMENT FY : 2025 - 26 AS ON 31.12.2025																												
Amount in Rs Crore																												
Sr. No.	Name of Bank	PRIORITY SECTOR DISBURSEMENT																										
		AGRICULTURE			MSME			EXPORT CREDIT			EDUCATION			HOUSING			SOCIAL INFRASTRUCTURE			RENEWABLE ENERGY			OTHER			TOTAL PRIORITY SECTOR		
		TARGET	ACHIE.	% ACHIE.	TARGET	ACHIE.	% ACHIE.	TARGET	ACHIE.	% ACHIE.	TARGET	ACHIE.	% ACHIE.	TARGET	ACHIE.	% ACHIE.	TARGET	ACHIE.	% ACHIE.	TARGET	ACHIE.	% ACHIE.	TARGET	ACHIE.	% ACHIE.	TARGET	ACHIE.	% ACHIE.
	LEAD BANKS																											
1	STATE BANK OF INDIA	11052	3983.73	36.05	16298	11846.90	72.69	0	0	0.00	108	125.48	116.19	349	437.73	125.42	39	2.09	5.36	39	57.09	146.38	68	0.00	0.00	27953	16453.02	58.86
2	BANK OF BARODA	3663	1901.68	51.92	5400	3332.77	61.72	0	0	0.00	58	26.41	45.53	113	1.90	1.68	38	0.03	0.08	38	0.24	0.63	43	7.04	16.37	9353	5270.08	56.35
3	CANARA BANK	3725	695.13	18.66	5493	2731.41	49.73	0	0	0.00	57	39.24	68.84	143	75.40	52.73	36	0.00	0.00	38	9.41	24.76	42	0.18	0.43	9534	3550.77	37.24
4	CENTRAL BANK OF INDIA	4053	2414.43	59.57	8567	5587.13	65.22	0	0	0.00	63	24.17	38.37	161	188.17	116.88	36	0.73	2.03	38	0.00	0.00	78	0.02	0.03	12996	8214.65	63.21
5	PUNJAB NATIONAL BANK	7915	3276.68	41.40	15067	12013.39	79.73	0	0	0.00	73	39.69	54.37	270	228.02	84.45	38	0.00	0.00	38	20.59	54.18	61	0.45	0.74	23462	15578.81	66.40
6	UNION BANK OF INDIA	2143	972.23	45.37	3620	2552.69	70.52	0	0	0.00	39	23.94	61.38	39	24.29	62.28	25	0.65	2.60	36	0.00	0.00	6	4.24	70.67	5908	3578.04	60.56
7	UCO BANK	2863	569.57	19.89	3889	1419.56	36.50	0	0	0.00	55	4.86	8.84	135	37.13	27.50	35	32.22	92.06	37	0.05	0.14	328	611.55	186.45	7342	2674.93	36.43
	OTHER BANKS																											
8	BANK OF INDIA	3766	2025.30	53.78	4636	3396.22	73.26	0	0	0.00	44	13.02	29.59	93	90.14	96.92	35	0.00	0.00	38	0.00	0.00	15	1.76	11.73	8627	5526.44	64.06
9	BANK OF MAHARASHTRA	600	120.25	20.04	677	360.74	53.29	0	0	0.00	10	4.13	41.30	40	27.95	69.88	1	0.00	0.00	4	0.00	0.00	7	4.00	57.14	1339	517.08	38.62
10	INDIAN BANK	3551	692.25	19.49	5200	3075.74	59.15	0	0	0.00	57	5.48	9.61	84	31.75	37.80	39	0.00	0.00	40	3.35	8.38	53	0.00	0.00	9024	3808.57	42.20
11	INDIAN OVERSEAS BANK	600	370.99	61.83	1202	515.84	42.92	0	0	0.00	6	1.26	21.00	51	41.85	82.06	1	0.00	0.00	4	0.67	16.75	3	0.21	7.00	1867	930.82	49.86
12	PUNJAB AND SIND BANK	116	31.50	27.16	407	112.32	27.60	0	0	0.00	5	2.73	54.60	10	36.26	362.60	2	0.06	3.00	3	0.00	0.00	2	1.05	52.50	545	183.93	33.75
	Total Public Sector Bank	44047	17053.75	38.72	70456	46944.70	66.63	0	0	0.00	575	310.42	53.99	1488	1220.59	82.03	325	35.79	11.01	353	91.39	25.89	706	630.48	89.30	117950	66287.11	56.20
	PRIVATE BANKS																											
13	AXIS BANK	1960	1372.74	70.04	3867	3049.48	78.86	0	0	0.00	49	3.91	7.98	64	1.51	2.36	32	0.00	0.00	14	0.00	0.00	41	78.35	191.10	6027	4505.99	74.76
14	BANDHAN BANK	4778	1903.24	39.83	7378	1655.79	22.44	0	0	0.00	39	0.00	0.00	149	33.95	22.79	35	0.00	0.00	36	0.00	0.00	1521	466.86	30.69	13936	4059.85	29.13
15	FEDERAL BANK	160	68.65	42.91	163	115.36	70.77	0	0	0.00	1	0.00	0.00	5	0.00	0.00	1	0.00	0.00	1	0.20	20.00	3	0.00	0.00	334	184.21	55.15
16	HDFC BANK	2826	2174.06	76.93	7800	8644.82	110.83	0	0	0.00	55	0.70	1.27	110	63.94	58.13	2	0.19	9.50	25	0.00	0.00	8	17.65	220.63	10826	10901.37	100.70
17	ICICI BANK	1206	853.75	70.79	6500	7528.31	115.82	0	0	0.00	40	4.94	12.35	70	15.28	21.83	5	0.00	0.00	5	0.00	0.00	40	2.76	6.90	7866	8405.06	106.85
18	IDBI BANK	764	296.99	38.87	1329	478.88	36.03	0	0	0.00	5	2.41	48.20	29	16.53	57.00	1	1.55	155.00	5	0.07	1.40	39	0.00	0.00	2172	796.44	36.67
19	INDUSIND BANK	8268	1499.45	18.14	3203	1629.66	50.88	0	0	0.00	4	0.00	0.00	23	0.00	0.00	1	0.03	3.00	10	0.00	0.00	42	12.91	30.74	11551	3142.04	27.20
20	J & K BANK	3	0.01	0.33	27	3.80	14.07	0	0	0.00	1	0.33	33.00	0	0.03	0.00	0	0.00	0.00	0	0.02	0.00	0	0.85	0.00	31	5.03	16.23
21	KARNATAKA BANK	3	0.30	10.00	16	5.55	34.69	0	0	0.00	1	0.02	2.00	0	0.34	0.00	0	0.00	0.00	0	0.00	0.00	0	0.00	0.00	20	6.21	31.05
22	KOTAK MAHINDRA BANK	970	691.62	71.30	667	259.05	38.84	0	0	0.00	8	0.00	0.00	35	0.00	0.00	1	0.00	0.00	1	0.00	0.00	75	0.15	0.20	1757	950.82	54.12
23	SOUTH INDIAN BANK	6	0.00	0.00	39	3.35	8.59	0	0	0.00	1	0.00	0.00	0	0.00	0.00	0	0.00	0.00	0	0.00	0.00	0	0.27	0.00	46	3.62	7.87
24	YES BANK	180	123.52	68.62	470	208.12	44.28	0	0	0.00	1	0.03	3.00	3	0.00	0.00	1	0.00	0.00	1	0.00	0.00	1	0.03	3.00	657	331.70	50.49
25	KARUR VYSYA BANK	3	0.00	0.00	12	0.71	5.92	0	0	0.00	1	0.00	0.00	0	0.00	0.00	0	0.00	0.00	0	0.00	0.00	0	0.00	0.00	16	0.71	4.44
26	IDFC FIRST BANK	255	178.40	69.96	184	114.19	62.06	0	0	0.00	2	0.00	0.00	9	0.00	0.00	1	0.00	0.00	1	0.00	0.00	1	0.00	0.00	453	292.59	64.59
27	RBL BANK	1292	1383.14	107.05	54	18.28	33.85	0	0	0.00	1	0.00	0.00	2	0.00	0.00	1	0.00	0.00	1	0.00	0.00	1	4.23	423.00	1352	1405.66	103.97
	Total Private Sector Bank	22674	10545.87	46.51	31709	23715.36	74.79	0	0	0.00	209	12.34	5.90	499	131.58	26.37	81	1.77	2.19	100	0.29	0.29	1772	584.06	32.96	57044	34991.29	61.34
	Total COMM. BANKS	66721	27599.62	41.37	102165	70660.06	69.16	0	0	0.00	784	322.76	41.17	1987	1352.17	68.05	406	37.56	9.25	453	91.69	20.24	2478	1214.54	49.01	174994	101278.41	57.88
	CO-OPERATIVE BANKS																											
28	STATE CO-OP. BANK	11930	5247.80	43.99	0	0.00	0.00	0	0	0.00	1	0.08	8.00	87	6.06	6.97	16	0.00	0.00	4	0.00	0.00	192	213.23	111.06	12230	5467.18	44.70
	Total Cooperative Bank	11930	5247.80	43.99	0	0.00	0.00	0	0	0.00	1	0.08	8.00	87	6.06	6.97	16	0.00	0.00	4	0.00	0.00	192	213.23	111.06	12230	5467.18	44.70
	REGIONAL RURAL BANKS																											
29	BIHAR GRAMIN BANK	27626	14486.92	52.44	10520	5801.00	55.14	0	0	0.00	46	4.15	9.02	375	258.36	68.90	35	0.00	0.00	41	2.43	5.93	585	22.22	3.80	39228	20575.08	52.45
	Total Region Rural Bank	27626	14486.92	52.44	10520	5801.00	55.14	0	0	0.00	46	4.15	9.02	375	258.36	68.90	35	0.00	0.00	41	2.43	5.93	585	22.22	3.80	39228	20575.08	52.45
	SMALL FINANCE BANK																											
30	JANA SMALL FIN. BANK	381	190.16	49.91	367	114.84	31.29	0	0	0.00	2	0.00	0.00	7	6.43	91.86	1	0.00	0.00	1	0.00	0.00	49	37.03	75.57	808	348.46	43.13
31	UJJIVAN SMALL FIN. BANK	710	845.15	119.04	1482	122.73	8.28	0	0	0.00	2	0.00	0.00	4	33.32	833.00	1	0.00	0.00	2	0.00	0.00	101	216.62	214.48	2302	1217.82	52.90
32	UTKARSH SMALL FIN. BANK	3952	1212.28	30.68	3865	145.71	3.77	0	0	0.00	23	0.00	0.00	25	3.61	14.44	12	0.11	0.92	7	0.00	0.00	1048	257.54	24.57	8932	1619.24	18.13
33	ESAF SMALL FIN. BANK	220	142.61	64.82	156	35.17	22.54	0	0	0.00	1	0.00	0.00	3	0.00	0.00	1	0.00	0.00	1	0.00	0.00	154	122.09	79.28	536	299.87	55.95
34	UNITY SMALL FINANCE BANK	460	210.84	45.83	445	9.95	2.24	0	0	0.00	1	0.00	0.00	2	0.00	0.00	1	3.62	362.00	1	0.00	0.00	60	3.48	5.80	970	227.90	23.49
	Total Small Financial Bank	5723	2601.05	45.45	6315	428.40	6.78	0	0	0.00	29	0.00	0.00	41	43.36	105.76	16	3.73	23.31	12	0.00	0.00	1412	636.76	45.10	13548	3713.29	27.41
	TOTAL FOR BIHAR	112000	49935.39	44.59	119000	76889.46	64.61	0	0	0.00	860	327.00	38.02	2490	1659.95	66.66	473	41.29	8.73	510	94.12	18.45	4667	2086.75	44.71	240000	131033.95	54.60

STATE LEVEL BANKERS' COMMITTEE BIHAR, PATNA																													
(CONVENOR - STATE BANK OF INDIA)																													
DISTRICT WISE DISBURSEMENT : ANNUAL CREDIT PLAN (ACP) PRIORITY SECTOR FY 2025 - 26 AS ON : 31.12.2025																													
Amount in Crore																													
Sr. No.	District Name	PRIORITY SECTOR																											
		AGRICULTURE			MSME			EXPORT CREDIT			EDUCATION			HOUSING			SOCIAL INFRASTRUCTURE			RENEWABLE ENERGY			OTHER			TOTAL PRIORITY SECTOR			
		TARGET	ACHIE.	% ACHIE.	TARGET	ACHIE.	% ACHIE.	TARGET	ACHIE.	% ACHIE.	TARGET	ACHIE.	% ACHIE.	TARGET	ACHIE.	% ACHIE.	TARGET	ACHIE.	% ACHIE.	TARGET	ACHIE.	% ACHIE.	TARGET	ACHIE.	% ACHIE.	TARGET	ACHIE.	% ACHIE.	TARGET
1	ARARIA	2249	1148.39	51.06	2122	1580.02	74.46	0	0.00	0.00	17	2.23	13.12	41	23.59	57.54	12	0.55	4.58	12	0.11	0.92	145	56.13	38.71	4598	2811.02	61.14	
2	ARWAL	810	434.61	53.66	860	275.93	32.08	0	0.00	0.00	14	0.95	6.79	19	3.16	16.63	2	0.00	0.00	8	0.26	3.25	17	6.75	39.71	1730	721.67	41.72	
3	AURANGABAD	4516	1353.10	29.96	2071	1425.45	68.83	0	0.00	0.00	17	5.44	32.00	52	21.00	40.38	15	0.06	0.40	12	0.41	3.42	119	24.94	20.96	6802	2830.41	41.61	
4	BANKA	1743	631.25	36.22	1569	445.42	28.39	0	0.00	0.00	19	2.15	11.32	48	9.65	20.10	12	0.06	0.50	13	0.73	5.62	124	149.41	120.49	3528	1238.67	35.11	
5	BEGUSARAI	3572	1821.87	51.00	4071	2885.33	70.88	0	0.00	0.00	26	8.28	31.85	84	42.56	50.67	14	0.03	0.21	13	2.50	19.23	165	173.41	105.10	7945	4933.98	62.10	
6	BHAGALPUR	4065	1153.16	28.37	5004	2684.39	53.64	0	0.00	0.00	27	17.17	63.59	90	73.30	81.44	12	0.14	1.17	15	4.76	31.73	261	220.93	84.65	9474	4153.86	43.84	
7	BHOJPUR	3815	1123.92	29.46	3848	1491.07	38.75	0	0.00	0.00	22	6.28	28.55	69	54.07	78.36	13	0.00	0.00	13	2.54	19.54	116	30.32	26.14	7896	2708.21	34.30	
8	BUXAR	2275	717.20	31.53	2270	769.09	33.88	0	0.00	0.00	20	3.68	18.40	46	22.29	48.46	12	0.00	0.00	12	0.49	4.08	67	17.02	25.40	4702	1529.77	32.53	
9	DARBHANGA	3692	1431.05	38.76	3640	2365.13	64.98	0	0.00	0.00	20	11.77	58.85	79	56.36	71.34	12	1.06	8.83	13	1.30	10.00	118	38.77	32.86	7574	3905.44	51.56	
10	GAYA	4602	2377.96	51.67	5529	3374.52	61.03	0	0.00	0.00	28	39.51	141.11	102	69.70	68.33	13	0.02	0.15	16	5.00	31.25	184	51.46	27.97	10474	5918.17	56.50	
11	GOPALGANJ	4406	1051.25	23.86	1794	1193.73	66.54	0	0.00	0.00	17	3.90	22.94	51	28.56	56.00	14	0.01	0.07	12	0.42	3.50	125	19.45	15.56	6419	2297.31	35.79	
12	JAMUI	1525	484.09	31.74	1276	526.04	41.23	0	0.00	0.00	17	1.36	8.00	36	10.91	30.31	12	0.00	0.00	12	0.46	3.83	69	29.79	43.17	2947	1052.65	35.72	
13	JEHANABAD	1228	462.90	37.70	1546	436.10	28.21	0	0.00	0.00	16	3.00	18.75	25	14.33	57.32	12	0.06	0.50	13	0.47	3.62	11	14.12	128.36	2851	930.99	32.65	
14	KAIMUR (BHABUA)	2780	951.80	34.24	1781	602.97	33.86	0	0.00	0.00	16	1.71	10.69	38	12.54	33.00	12	0.00	0.00	12	0.82	6.83	57	20.76	36.42	4696	1590.60	33.87	
15	KATIHAHAR	2382	1536.51	64.51	3048	2030.81	66.63	0	0.00	0.00	20	4.23	21.15	60	60.14	100.23	12	0.10	0.83	12	0.33	2.75	137	39.98	29.18	5671	3672.10	64.75	
16	KHAGARIA	1914	650.07	33.96	1349	717.15	53.16	0	0.00	0.00	15	2.09	13.93	31	7.05	22.74	12	0.08	0.67	12	0.66	5.50	69	25.68	37.22	3402	1402.77	41.23	
17	KISHANGANJ	1329	930.59	70.02	1568	785.47	50.09	0	0.00	0.00	15	1.86	12.40	35	18.93	54.09	12	0.00	0.00	12	0.31	2.58	82	42.72	52.10	3053	1779.87	58.30	
18	LAKHISARAI	1334	392.51	29.42	1137	382.10	33.61	0	0.00	0.00	16	1.75	10.94	29	10.37	35.76	12	0.20	1.67	13	0.47	3.62	38	17.33	45.61	2579	804.73	31.20	
19	MADHEPURA	1538	704.54	45.81	1348	702.44	52.11	0	0.00	0.00	15	1.89	12.60	36	11.87	32.97	12	0.08	0.67	12	0.69	5.75	47	15.09	32.11	3008	1436.59	47.76	
20	MADHUBANI	3109	1311.59	42.19	3425	1644.48	48.01	0	0.00	0.00	18	6.52	36.22	81	43.38	53.56	13	0.22	1.69	12	0.71	5.92	136	22.15	16.29	6794	3029.07	44.58	
21	MUNGER	1613	343.20	21.28	1805	551.35	30.55	0	0.00	0.00	16	3.62	22.63	45	18.68	41.51	12	0.00	0.00	12	1.46	12.17	82	71.85	67.23	3585	990.15	27.62	
22	MUZAFFARPUR	6045	2516.25	41.63	6029	4775.57	79.21	0	0.00	0.00	38	18.50	48.68	127	102.17	80.45	14	0.00	0.00	18	5.88	32.67	239	64.30	26.90	12510	7482.68	59.81	
23	NALANDA	3247	1080.42	33.27	3004	1765.82	58.78	0	0.00	0.00	22	5.80	26.36	70	27.99	39.99	13	0.00	0.00	12	4.06	33.83	116	212.33	183.04	6484	3096.42	47.75	
24	NAWADA	1857	800.16	43.09	1576	1024.57	65.01	0	0.00	0.00	18	2.96	16.44	45	23.88	53.07	13	0.13	1.00	14	2.16	15.43	79	20.32	25.72	3602	1874.17	52.03	
25	PASHCHIM CHAMPARAN	2940	1549.93	52.72	3248	1817.48	55.96	0	0.00	0.00	19	6.11	32.16	62	34.98	56.42	13	0.17	1.31	15	2.34	15.60	141	22.13	15.70	6438	3433.15	53.33	
26	PATNA	7415	7805.65	105.27	21429	21049.96	98.23	0	0.00	0.00	148	100.96	68.22	410	461.80	112.63	45	36.05	80.11	48	32.19	67.06	441	246.98	56.00	29936	29733.59	99.32	
27	PURBI CHAMPARAN	4443	2323.74	52.30	4262	2856.66	67.03	0	0.00	0.00	24	9.32	38.83	84	32.03	38.13	13	0.87	6.69	14	3.30	23.57	216	45.16	20.91	9056	5271.08	58.21	
28	PURNIA	2436	1588.04	65.19	4105	3503.70	85.35	0	0.00	0.00	22	7.57	34.41	70	88.62	126.60	11	0.10	0.91	12	1.93	16.08	171	72.48	42.39	6827	5262.43	77.08	
29	ROHTAS	3229	1197.10	37.07	3215	2051.98	63.83	0	0.00	0.00	19	6.17	32.47	67	30.39	45.36	13	0.01	0.08	13	1.37	10.54	154	35.13	22.81	6710	3322.15	49.51	
30	SAHARSA	1789	618.07	34.55	1357	906.72	66.82	0	0.00	0.00	16	3.14	19.63	31	16.67	53.77	11	0.10	0.91	12	0.54	4.50	32	43.77	136.78	3248	1589.00	48.92	
31	SAMASTIPUR	4192	2048.48	48.87	4101	2443.01	59.57	0	0.00	0.00	19	7.84	41.26	83	41.53	50.04	12	0.39	3.25	13	3.21	24.69	198	65.21	32.93	8618	4609.68	53.49	
32	SARAN	3795	1345.05	35.44	4124	1651.45	40.04	0	0.00	0.00	19	6.89	36.26	71	44.91	63.25	12	0.51	4.25	12	2.24	18.67	215	58.53	27.22	8248	3109.59	37.70	
33	SHEIKHPURA	729	260.51	35.74	835	296.64	35.53	0	0.00	0.00	15	1.51	10.07	20	4.82	24.10	6	0.03	0.50	11	0.36	3.27	18	6.21	34.50	1634	570.08	34.89	
34	SHEOHAR	582	242.98	41.75	587	155.13	26.43	0	0.00	0.00	13	0.88	6.77	13	3.13	24.08	1	0.00	0.00	1	0.07	7.00	11	0.85	7.73	1208	403.04	33.36	
35	SITAMARHI	2158	922.05	42.73	2268	1258.41	55.49	0	0.00	0.00	17	5.08	29.88	50	26.02	52.04	11	0.00	0.00	12	5.28	44.00	72	16.44	22.83	4588	2233.28	48.68	
36	SIWAN	3698	1638.15	44.30	3821	1627.18	42.59	0	0.00	0.00	20	4.89	24.45	71	31.97	45.03	12	0.07	0.58	14	0.60	4.29	176	40.15	22.81	7812	3343.02	42.79	
37	SUPAUL	1739	696.09	40.03	1744	756.85	43.40	0	0.00	0.00	16	1.74	10.88	39	15.15	38.85	10	0.00	0.00	14	0.68	4.86	45	8.30	18.44	3607	1478.82	41.00	
38	VAISHALI	7209	2291.13	31.78	2234	2079.32	93.08	0	0.00	0.00	24	8.24	34.33	80	61.48	76.85	11	0.18	1.64	14	3.01	21.50	174	40.40	23.22	9746	4483.76	46.01	
	TOTAL	112000	49935.39	44.59	119000	76889.46	64.61	0	0.00	0.00	860	327.00	38.02	2490	1659.95	66.66	473	41.29	8.73	510	94.12	18.45	4667	2086.75	44.71	240000	131033.95	54.60	

STATE LEVEL BANKERS' COMMITTEE BIHAR, PATNA																			
(CONVENOR- STATE BANK OF INDIA)																			
BANK WISE TOTAL ANNUAL CREDIT PLAN (ACP) NON PRIORITY SECTOR DISBURSEMENT FY : 2025 - 26 AS ON 31.12.2025																			
Amount in Rs. Crore																			
Sr. No.	Name of Bank	NON PRIORITY SECTOR DISBURSEMENT																	
		AGRICULTURE			EDUCATION			HOUSING			PERSONAL LOAN			OTHER NPS			TOTAL NON PRIORITY SECTOR		
		TARGET	ACHIE.	% ACHIE.	TARGET	ACHIE.	% ACHIE.	TARGET	ACHIE.	% ACHIE.	TARGET	ACHIE.	% ACHIE.	TARGET	ACHIE.	% ACHIE.	TARGET	ACHIE.	% ACHIE.
	LEAD BANKS																		
1	STATE BANK OF INDIA	0.00	32.43	0.00	218.00	48.61	22.30	2247.00	2370.91	10.55	3039.00	320.05	10.53	18461.00	17718.96	95.98	23965.00	20490.96	85.50
2	BANK OF BARODA	0.00	5.2	0.00	51.00	16.65	32.65	385.00	259.69	6.75	643.00	1839.73	286.12	3071.00	1727.31	56.25	4150.00	3848.57	92.74
3	CANARA BANK	0.00	1.53	0.00	47.00	7.40	15.74	387.00	343.71	8.88	641.00	484.53	75.59	3052.00	2176.87	71.33	4127.00	3014.05	73.03
4	CENTRAL BANK OF INDIA	0.00	0	0.00	67.00	0.00	0.00	538.00	0.06	0.00	675.00	2063.72	305.74	4456.00	297.62	6.68	5736.00	2361.40	41.17
5	PUNJAB NATIONAL BANK	0.00	27.22	0.00	112.00	33.70	30.09	998.00	707.18	7.09	1429.00	390.20	27.31	8128.00	6084.84	74.86	10667.00	7243.14	67.90
6	UNION BANK OF INDIA	0.00	17.96	0.00	43.00	28.34	65.91	238.00	215.35	9.05	445.00	757.23	170.16	1804.00	441.87	24.49	2530.00	1460.74	57.74
7	UCO BANK	0.00	0	0.00	41.00	0.00	0.00	134.00	105.82	7.90	150.00	5.49	3.66	1072.00	405.91	37.86	1397.00	517.22	37.02
	OTHER BANKS																		
8	BANK OF INDIA	0.00	0	0.00	43.00	7.05	16.40	295.00	96.41	32.68	407.00	281.02	69.05	2365.00	1258.41	53.21	3110.00	1642.89	52.83
9	BANK OF MAHARASHTRA	0.00	0	0.00	15.00	0.91	6.07	126.00	36.16	28.70	208.00	13.73	6.60	1092.00	367.40	33.64	1441.00	418.20	29.02
10	INDIAN BANK	0.00	33.61	0.00	57.00	8.47	14.86	455.00	295.17	64.87	719.00	1022.82	142.26	3589.00	3358.28	93.57	4820.00	4718.36	97.89
11	INDIAN OVERSEAS BANK	0.00	1.2	0.00	6.00	3.60	60.00	43.00	36.57	85.05	70.00	16.08	22.97	332.00	415.69	125.21	451.00	473.13	104.91
12	PUNJAB AND SIND BANK	0.00	0	0.00	1.00	2.00	200.00	1.00	30.75	3075.00	6.00	5.34	89.00	37.00	114.68	309.95	45.00	152.78	339.51
	Total Public Sector Bank	0.00	119.15	0.00	701.00	156.72	22.36	5847.00	4497.79	76.92	8432.00	7199.94	85.39	47459.00	34367.83	72.42	62439.00	46341.44	74.22
	PRIVATE BANKS																		
13	AXIS BANK	0.00	0	0.00	51.00	5.73	11.24	354.00	30.46	8.60	652.00	329.43	50.53	2733.00	3308.53	121.06	3790.00	3674.16	96.94
14	BANDHAN BANK	0.00	0	0.00	59.00	0.00	0.00	453.00	16.31	3.60	494.00	75.93	15.37	3804.00	2451.27	64.44	4810.00	2543.51	52.88
15	FEDERAL BANK	0.00	0	0.00	5.00	0.00	0.00	44.00	3.35	7.61	91.00	2.48	2.73	340.00	558.47	164.26	480.00	564.30	117.56
16	HDFC BANK	0.00	445.06	0.00	107.00	0.05	0.05	939.00	264.63	28.18	1747.00	2576.92	147.51	7227.00	4337.07	60.01	10020.00	7623.74	76.09
17	ICICI BANK	0.00	0	0.00	65.00	13.03	20.05	599.00	289.99	48.41	1081.00	610.11	56.44	4585.00	4445.44	96.96	6330.00	5358.57	84.65
18	IDBI BANK	0.00	0	0.00	8.00	2.49	31.13	75.00	103.93	138.57	146.00	41.63	28.51	531.00	454.23	85.54	760.00	602.29	79.25
19	INDUSIND BANK	0.00	0	0.00	21.00	0.00	0.00	193.00	0.00	0.00	439.00	0.00	0.00	1463.00	1403.80	95.95	2116.00	1403.80	66.34
20	J & K BANK	0.00	0	0.00	1.00	0.00	0.00	1.00	6.17	617.00	3.00	2.18	72.67	3.00	19.92	664.00	8.00	28.28	353.50
21	KARNATAKA BANK	0.00	0	0.00	1.00	0.00	0.00	1.00	1.87	187.00	3.00	0.46	15.33	3.00	3.04	101.33	8.00	5.37	67.13
22	KOTAK MAHINDRA BANK	0.00	0	0.00	5.00	0.00	0.00	36.00	0.00	0.00	108.00	0.00	0.00	231.00	257.04	111.27	380.00	257.04	67.64
23	SOUTH INDIAN BANK	0.00	0	0.00	1.00	0.00	0.00	1.00	0.00	0.00	3.00	2.45	81.67	3.00	0.24	8.00	8.00	2.69	33.63
24	YES BANK	0.00	0	0.00	4.00	0.47	11.75	30.00	0.00	0.00	120.00	18.51	15.43	181.00	237.12	131.01	335.00	256.10	76.45
25	KARUR VYSYA BANK	0.00	0	0.00	1.00	0.00	0.00	1.00	1.05	105.00	3.00	1.15	38.33	3.00	0.81	27.00	8.00	3.02	37.75
26	IDFC FIRST BANK	0.00	0	0.00	9.00	0.38	4.22	89.00	1.17	1.31	299.00	94.08	31.46	553.00	666.50	120.52	950.00	762.13	80.22
27	RBL BANK	0.00	0	0.00	1.00	0.00	0.00	13.00	0.00	0.00	43.00	0.09	0.21	94.00	14.73	15.67	151.00	14.82	9.81
	Total Private Sector Bank	0.00	445.06	0.00	339.00	22.16	6.54	2829.00	718.94	25.41	5232.00	3755.43	71.78	21754.00	18158.22	83.47	30154.00	23099.80	76.61
	Total COMM. BANKS	0.00	564.21	0.00	1040.00	178.88	17.20	8676.00	5216.73	60.13	13664.00	10955.37	80.18	69213.00	52526.05	75.89	92593.00	69441.24	75.00
	CO-OPERATIVE BANKS																		
28	STATE CO-OP. BANK	0.00	154.51	0.00	11.00	0.00	0.00	93.00	6.85	7.37	104.00	25.16	24.19	792.00	424.80	53.64	1000.00	611.32	61.13
	Total Cooperative Bank	0.00	154.51	0.00	11.00	0.00	0.00	93.00	6.85	7.37	104.00	25.16	24.19	792.00	424.80	53.64	1000.00	611.32	61.13
	REGIONAL RURAL BANKS																		
29	BIHAR GRAMIN BANK	0.00	0	0.00	38.00	1.27	3.34	142.00	301.87	212.58	128.00	183.95	143.71	1192.00	522.74	43.85	1500.00	1009.84	67.32
	Total Region Rural Bank	0.00	0	0.00	38.00	1.27	3.34	142.00	301.87	212.58	128.00	183.95	143.71	1192.00	522.74	43.85	1500.00	1009.84	67.32
	SMALL FINANCE BANK																		
30	JANA SMALL FIN. BANK	0.00	0	0.00	2.00	0.00	0.00	17.00	2.13	12.53	26.00	0.00	0.00	105.00	60.07	57.21	150.00	62.20	41.47
31	UJJIVAN SMALL FIN. BANK	0.00	0	0.00	2.00	0.00	0.00	14.00	45.60	325.71	17.00	0.00	0.00	122.00	244.37	200.30	155.00	289.97	187.08
32	UTKARSH SMALL FIN. BANK	0.00	0	0.00	4.00	0.00	0.00	40.00	0.00	0.00	37.00	0.00	0.00	329.00	346.59	105.35	410.00	346.59	84.53
33	ESAF SMALL FIN. BANK	0.00	0	0.00	1.00	0.00	0.00	1.00	0.00	0.00	10.00	0.00	0.00	28.00	36.29	129.61	40.00	36.29	90.73
34	UNITY SMALL FINANCE BANK	0.00	0	0.00	2.00	0.00	0.00	17.00	0.00	0.00	14.00	0.00	0.00	119.00	83.96	70.55	152.00	83.96	55.24
	Total Small Financial Bank	0.00	0	0.00	11.00	0.00	0.00	89.00	47.73	53.63	104.00	0.00	0.00	703.00	771.28	109.71	907.00	819.01	90.30
	TOTAL FOR BIHAR	0.00	718.72	0.00	1100.00	180.15	16.38	9000.00	5573.18	61.92	14000.00	11164.48	79.75	71900.00	54244.87	75.44	96000.00	71881.42	74.88

STATE LEVEL BANKERS' COMMITTEE BIHAR,PATNA

(CONVENOR - STATE BANK OF INDIA)

DISTRICT WISE DISBURSEMENT : ANNUAL CREDIT PLAN (ACP) NON PRIORITY SECTOR FY 2025-26 AS ON : 31.12.2025

Amount in Crore

Sr. No.	District Name	NON PRIORITY SECTOR																	
		AGRICULTURE			EDUCATION			HOUSING			PERSONAL LOAN			OTHER			TOTAL NON PRIORITY		
		TARGET	ACHIE.	% ACHIE.	TARGET	ACHIE.	% ACHIE.	TARGET	ACHIE.	% ACHIE.	TARGET	ACHIE.	% ACHIE.	TARGET	ACHIE.	% ACHIE.	TARGET	ACHIE.	% ACHIE.
1	ARARIA	0	7.89	0.00	23	2.23	9.70	187	47.80	25.56	153	116.07	75.86	1065	873.25	82.00	1428	1047.24	73.34
2	ARWAL	0	0.05	0.00	13	0.44	3.38	63	16.51	26.21	42	45.84	109.14	338	165.7	49.02	456	228.54	50.12
3	AURANGABAD	0	7.30	0.00	24	2.41	10.04	200	45.26	22.63	160	164.29	102.68	1109	621.07	56.00	1493	840.33	56.28
4	BANKA	0	6.97	0.00	20	0.35	1.75	138	16.52	11.97	101	70.26	69.56	783	331.96	42.40	1042	426.06	40.89
5	BEGUSARAI	0	30.60	0.00	30	7.93	26.43	248	141.88	57.21	182	349.16	191.85	1390	1225.72	88.18	1850	1755.29	94.88
6	BHAGALPUR	0	31.41	0.00	38	6.95	18.29	347	237.58	68.47	244	324.83	133.13	1885	1584.24	84.04	2514	2185.01	86.91
7	BHOJPUR	0	27.33	0.00	27	1.81	6.70	227	108.68	47.88	153	224.57	146.78	1230	991.64	80.62	1637	1354.03	82.71
8	BUXAR	0	2.58	0.00	19	2.04	10.74	148	38.98	26.34	106	146.23	137.95	823	473.33	57.51	1096	663.16	60.51
9	DARBHANGA	0	3.75	0.00	29	8.3	28.62	259	196.74	75.96	189	396.01	209.53	1456	1160.96	79.74	1933	1765.77	91.35
10	GAYA	0	15.47	0.00	45	12.52	27.82	393	214.74	54.64	250	503.14	201.26	2070	1990.3	96.15	2758	2736.16	99.21
11	GOPALGANJ	0	6.89	0.00	22	1.11	5.05	181	31.81	17.57	132	205.91	155.99	999	665.75	66.64	1334	911.46	68.33
12	JAMUI	0	4.84	0.00	17	0.2	1.18	105	21.24	20.23	75	116.28	155.04	596	488.27	81.92	793	630.83	79.55
13	JEHANABAD	0	0.29	0.00	19	1.18	6.21	113	32.25	28.54	70	114.71	163.87	595	339.12	56.99	797	487.55	61.17
14	KAIMUR (BHABUA)	0	4.80	0.00	19	0.71	3.74	131	20.92	15.97	95	95.68	100.72	734	456.7	62.22	979	578.81	59.12
15	KATI HAR	0	20.96	0.00	23	2.54	11.04	211	93.82	44.46	185	224.34	121.26	1254	904.12	72.10	1673	1245.79	74.46
16	KHAGARIA	0	7.65	0.00	17	1.02	6.00	103	27.86	27.05	73	96.48	132.16	581	421.57	72.56	774	554.58	71.65
17	KISHANGANJ	0	6.81	0.00	16	2.18	13.63	113	47.42	41.96	100	103.60	103.60	675	500.2	74.10	904	660.21	73.03
18	LAKHISARAI	0	0.16	0.00	15	0.22	1.47	80	19.95	24.94	67	71.75	107.09	445	282.03	63.38	607	374.11	61.63
19	MADHEPURA	0	1.20	0.00	21	1.62	7.71	144	40.94	28.43	124	103.88	83.77	842	494.91	58.78	1131	642.56	56.81
20	MADHUBANI	0	9.48	0.00	30	3.29	10.97	250	74.79	29.92	203	248.61	122.47	1419	827.81	58.34	1902	1163.98	61.20
21	MUNGER	0	1.47	0.00	19	1.08	5.68	149	36.32	24.38	103	168.29	163.39	809	653.77	80.81	1080	860.92	79.71
22	MUZAFFARPUR	0	8.55	0.00	52	10.65	20.48	487	339.26	69.66	860	711.12	82.69	4212	2784.22	66.10	5611	3853.81	68.68
23	NALANDA	0	3.78	0.00	24	2.18	9.08	233	108.07	46.38	156	235.89	151.21	1247	929.05	74.50	1660	1278.97	77.05
24	NAWADA	0	1.15	0.00	22	0.94	4.27	138	39.28	28.46	95	143.74	151.31	739	521.78	70.61	994	706.89	71.12
25	PASHCHIM CHAMPARAN	0	20.64	0.00	28	2.28	8.14	232	62.97	27.14	189	307.67	162.79	1327	992.9	74.82	1776	1386.47	78.07
26	PATNA	0	255.11	0.00	184	77.63	42.19	1629	2501.38	153.55	7970	3059.73	38.39	29294	23369.48	79.78	39077	29263.34	74.89
27	PURBI CHAMPARAN	0	11.98	0.00	40	3.6	9.00	334	116.74	34.95	276	424.81	153.92	1909	1738.29	91.06	2559	2295.42	89.70
28	PURNIA	0	21.50	0.00	30	3.25	10.83	280	203.34	72.62	226	221.59	98.05	1587	1252.2	78.90	2123	1701.88	80.16
29	ROHTAS	0	4.18	0.00	28	2.33	8.32	234	58.87	25.16	173	240.49	139.01	1298	898.72	69.24	1733	1204.58	69.51
30	SAHARSA	0	4.93	0.00	20	1.47	7.35	121	58.51	48.36	101	140.64	139.25	703	555.27	78.99	945	760.82	80.51
31	SAMASTIPUR	0	9.28	0.00	30	2.4	8.00	287	92.60	32.26	231	383.58	166.05	1635	989.86	60.54	2183	1477.71	67.69
32	SARAN	0	2.94	0.00	32	1.77	5.53	280	95.19	34.00	210	312.12	148.63	1581	1228.7	77.72	2103	1640.72	78.02
33	SHEIKHPURA	0	1.48	0.00	14	0.13	0.93	64	12.05	18.83	39	57.24	146.77	323	206.98	64.08	440	277.88	63.15
34	SHEOHAR	0	0.31	0.00	14	0.38	2.71	48	6.31	13.15	29	44.15	152.24	243	99.62	41.00	334	150.77	45.14
35	SITAMARHI	0	6.47	0.00	21	3.3	15.71	171	79.00	46.20	139	233.48	167.97	965	621.86	64.44	1296	944.11	72.85
36	SIWAN	0	6.18	0.00	26	3.8	14.62	244	89.75	36.78	170	255.66	150.39	1331	1054.94	79.26	1771	1410.33	79.63
37	SUPAUL	0	155.27	0.00	20	0.26	1.30	141	36.86	26.14	126	117.44	93.21	841	524.74	62.39	1128	834.58	73.99
38	VAISHALI	0	7.07	0.00	29	3.63	12.52	287	161.03	56.11	203	385.19	189.75	1567	1023.83	65.34	2086	1580.75	75.78
	TOTAL	0	718.72	0.00	1100	180.15	16.38	9000	5573.18	61.92	14000	11164.48	79.75	71900	54244.87	75.44	96000	71881.42	74.88

STATE LEVEL BANKERS' COMMITTEE BIHAR,PATNA					
(CONVENOR- STATE BANK OF INDIA)					
BANK WISE DISBURSEMENT UNDER MICRO ENTERPRISES (MANUFACTURING + SERVICE) (INCLUDING KHADI & VILLAGE INDUSTRIES)					
FY : 2025 - 26 AS ON 31.12.2025					
No. in Actual and Amount in Crore					
SR.NO.	NAME OF BANK	TARGET	DISBURSED		%AGE ACHIV.
		AMT.	NO. OF AC	AMT.	AMT.
	LEAD BANKS				
1	STATE BANK OF INDIA	10655	62586	7507.44	70.46
2	BANK OF BARODA	3513	23942	2348.45	66.85
3	CANARA BANK	3605	15940	1964.48	54.49
4	CENTRAL BANK OF INDIA	5604	26390	4192.09	74.81
5	PUNJAB NATIONAL BANK	9810	31204	6923.81	70.58
6	UNION BANK OF INDIA	2335	18592	1782.36	76.33
7	UCO BANK	2537	16021	978.89	38.58
	OTHER BANKS				
8	BANK OF INDIA	3033	33659	2584.63	85.22
9	BANK OF MAHARASHTRA	410	5716	210.66	51.38
10	INDIAN BANK	3394	15939	1996.29	58.82
11	INDIAN OVERSEAS BANK	756	2590	436.89	57.79
12	PUNJAB AND SIND BANK	248	1097	93.37	37.65
	Total Public Sector Bank	45900	253676	31019.36	67.58
	PRIVATE BANKS				
13	AXIS BANK	2503	2494	1131.93	45.22
14	BANDHAN BANK	4822	120180	1621.50	33.63
15	FEDERAL BANK	102	169	33.20	32.55
16	HDFC BANK	5078	12039	3640.61	71.69
17	ICICI BANK	4242	6327	3098.30	73.04
18	IDBI BANK	831	3093	359.01	43.20
19	INDUSIND BANK	2041	50004	1097.83	53.79
20	J & K BANK	16	35	3.80	23.75
21	KARNATAKA BANK	10	18	4.02	40.20
22	KOTAK MAHINDRA BANK	419	456	116.06	27.70
23	SOUTH INDIAN BANK	24	9	0.35	1.46
24	YES BANK	294	242	90.29	30.71
25	KARUR VYSYA BANK	7	8	0.71	10.14
26	IDFC FIRST BANK	112	3234	99.89	89.19
27	RBL BANK	34	67	10.08	29.65
	Total Private Sector Bank	20535	198375	11307.58	55.06
	Total COMM. BANKS	66435	452051	42326.94	63.71
	CO-OPERATIVE BANKS				
28	STATE CO-OP. BANK	0	0	0.00	0.00
	Total Cooperative Bank	0	0	0.00	0.00
	REGIONAL RURAL BANKS				
29	BIHAR GRAMIN BANK	6958	312585	5801.00	83.37
	Total Region Rural Bank	6958	312585	5801.00	83.37
	SMALL FINANCE BANK				
30	JANA SMALL FIN. BANK	224	9573	114.84	51.27
31	UJJIVAN SMALL FIN. BANK	957	12974	110.29	11.52
32	UTKARSH SMALL FIN. BANK	2550	1849	138.44	5.43
33	ESAF SMALL FIN. BANK	90	5574	35.17	39.08
34	UNITY SMALL FINANCE BANK	286	982	9.95	3.48
	Total Small Financial Bank	4107	30952	408.70	9.95
	TOTAL FOR BIHAR	77500	795588	48536.64	62.63

STATE LEVEL BANKERS' COMMITTEE BIHAR,PATNA					
(CONVENOR- STATE BANK OF INDIA)					
BANK WISE DISBURSEMENT UNDER SMALL ENTERPRISES (MANUFACTURING + SERVICE)					
FY : 2025 - 26 AS ON 31.12.2025					
No. in Actual and Amount in Crore					
SR.NO.	NAME OF BANK	TARGET	DISBURSED		%AGE ACHIV.
		AMT.	NO. OF AC	AMT.	AMT.
	LEAD BANKS				
1	STATE BANK OF INDIA	4247	2912	2731.71	64.32
2	BANK OF BARODA	1419	280	747.75	52.70
3	CANARA BANK	1415	459	615.94	43.53
4	CENTRAL BANK OF INDIA	2231	624	1228.94	55.08
5	PUNJAB NATIONAL BANK	3954	2066	3576.96	90.46
6	UNION BANK OF INDIA	952	841	701.55	73.69
7	UCO BANK	999	353	366.87	36.72
	OTHER BANKS				
8	BANK OF INDIA	1197	431	678.33	56.67
9	BANK OF MAHARASHTRA	175	112	106.76	61.01
10	INDIAN BANK	1352	533	838.49	62.02
11	INDIAN OVERSEAS BANK	321	45	77.69	24.20
12	PUNJAB AND SIND BANK	113	17	18.95	16.77
	Total Public Sector Bank	18375	8673	11689.93	63.62
	PRIVATE BANKS				
13	AXIS BANK	1015	975	1373.33	135.30
14	BANDHAN BANK	1923	49	34.29	1.78
15	FEDERAL BANK	41	34	64.16	156.49
16	HDFC BANK	2043	3761	3333.66	163.17
17	ICICI BANK	1693	2432	3708.49	219.05
18	IDBI BANK	351	97	117.22	33.40
19	INDUSIND BANK	872	279	422.83	48.49
20	J & K BANK	8	0	0.00	0.00
21	KARNATAKA BANK	4	3	1.53	38.25
22	KOTAK MAHINDRA BANK	182	140	130.19	71.53
23	SOUTH INDIAN BANK	11	1	3.00	27.27
24	YES BANK	132	88	94.91	71.90
25	KARUR VYSYA BANK	3	1	0.00	0.00
26	IDFC FIRST BANK	50	108	12.77	25.54
27	RBL BANK	15	81	8.20	54.67
	Total Private Sector Bank	8343	8049	9304.58	111.53
	Total COMM. BANKS	26718	16722	20994.50	78.58
	CO-OPERATIVE BANKS				
28	STATE CO-OP. BANK	0	0	0.00	0.00
	Total Cooperative Bank	0	0	0.00	0.00
	REGIONAL RURAL BANKS				
29	BIHAR GRAMIN BANK	2671	0	0.00	0.00
	Total Region Rural Bank	2671	0	0.00	0.00
	SMALL FINANCE BANK				
30	JANA SMALL FIN. BANK	100	0	0.00	0.00
31	UJJIVAN SMALL FIN. BANK	382	5	5.92	1.55
32	UTKARSH SMALL FIN. BANK	979	12	6.78	0.69
33	ESAF SMALL FIN. BANK	38	0	0.00	0.00
34	UNITY SMALL FINANCE BANK	112	0	0.00	0.00
	Total Small Financial Bank	1611	17	12.70	0.79
	TOTAL FOR BIHAR	31000	16739	21007.20	67.77

STATE LEVEL BANKERS' COMMITTEE BIHAR,PATNA					
(CONVENOR- STATE BANK OF INDIA)					
BANK WISE DISBURSEMENT UNDER MEDIUM ENTERPRISES (MANUFACTURING + SERVICE)					
FY : 2025 - 26 AS ON 31.12.2025					
No. in Actual and Amount in Crore					
SR.NO.	NAME OF BANK	TARGET	DISBURSED		%AGE ACHIV.
		AMT.	NO. OF AC	AMT.	AMT.
	LEAD BANKS				
1	STATE BANK OF INDIA	1296	275	1551.26	119.70
2	BANK OF BARODA	430	48	236.57	55.02
3	CANARA BANK	435	41	134.61	30.94
4	CENTRAL BANK OF INDIA	674	5	26.90	3.99
5	PUNJAB NATIONAL BANK	1213	366	1512.62	124.70
6	UNION BANK OF INDIA	294	21	68.78	23.39
7	UCO BANK	315	1	73.80	23.43
	OTHER BANKS				
8	BANK OF INDIA	368	414	133.26	36.21
9	BANK OF MAHARASHTRA	54	8	43.33	80.24
10	INDIAN BANK	416	30	240.96	57.92
11	INDIAN OVERSEAS BANK	95	1	1.26	1.33
12	PUNJAB AND SIND BANK	31	0	0.00	0.00
	Total Public Sector Bank	5621	1210	4023.34	71.58
	PRIVATE BANKS				
13	AXIS BANK	311	94	544.21	174.99
14	BANDHAN BANK	583	1	0.00	0.00
15	FEDERAL BANK	13	3	18.00	138.46
16	HDFC BANK	632	742	1670.56	264.33
17	ICICI BANK	524	243	721.52	137.69
18	IDBI BANK	109	1	2.65	2.43
19	INDUSIND BANK	267	19	109.00	40.82
20	J & K BANK	2	0	0.00	0.00
21	KARNATAKA BANK	1	0	0.00	0.00
22	KOTAK MAHINDRA BANK	54	2	12.80	23.70
23	SOUTH INDIAN BANK	3	0	0.00	0.00
24	YES BANK	41	5	22.92	55.90
25	KARUR VYSYA BANK	1	3	0.00	0.00
26	IDFC FIRST BANK	16	21	1.53	9.56
27	RBL BANK	4	0	0.00	0.00
	Total Private Sector Bank	2561	1134	3103.20	121.17
	Total COMM. BANKS	8182	2344	7126.54	87.10
	CO-OPERATIVE BANKS				
28	STATE CO-OP. BANK	0	0	0.00	0.00
	Total Cooperative Bank	0	0	0.00	0.00
	REGIONAL RURAL BANKS				
29	BIHAR GRAMIN BANK	820	0	0.00	0.00
	Total Region Rural Bank	820	0	0.00	0.00
	SMALL FINANCE BANK				
30	JANA SMALL FIN. BANK	30	0	0.00	0.00
31	UJJIVAN SMALL FIN. BANK	117	12	6.51	5.56
32	UTKARSH SMALL FIN. BANK	302	0	0.00	0.00
33	ESAF SMALL FIN. BANK	14	0	0.00	0.00
34	UNITY SMALL FINANCE BANK	35	0	0.00	0.00
	Total Small Financial Bank	498	12	6.51	1.31
	TOTAL FOR BIHAR	9500	2356	7133.06	75.08

STATE LEVEL BANKERS' COMMITTEE BIHAR,PATNA					
(CONVENOR- STATE BANK OF INDIA)					
BANK WISE DISBURSEMENT UNDER OTHER FINANCE TO MSMEs (As indicated in Master Direction on PSL)					
FY : 2025 - 26 AS ON 31.12.2025					
No. in Actual and Amount in Crore					
SR.NO.	NAME OF BANK	TARGET	DISBURSED		%AGE ACHIV.
		AMT.	NO. OF AC	AMT.	AMT.
	LEAD BANKS				
1	STATE BANK OF INDIA	100	3098	56.49	56.49
2	BANK OF BARODA	38	0	0.00	0.00
3	CANARA BANK	38	121	16.38	43.11
4	CENTRAL BANK OF INDIA	58	61	139.21	240.02
5	PUNJAB NATIONAL BANK	90	0	0.00	0.00
6	UNION BANK OF INDIA	39	0	0.00	0.00
7	UCO BANK	38	0	0.00	0.00
	OTHER BANKS				
8	BANK OF INDIA	38	0	0.00	0.00
9	BANK OF MAHARASHTRA	38	0	0.00	0.00
10	INDIAN BANK	38	0	0.00	0.00
11	INDIAN OVERSEAS BANK	30	0	0.00	0.00
12	PUNJAB AND SIND BANK	15	0	0.00	0.00
	Total Public Sector Bank	560	3280	212.07	37.87
	PRIVATE BANKS				
13	AXIS BANK	38	0	0.00	0.00
14	BANDHAN BANK	50	0	0.00	0.00
15	FEDERAL BANK	7	0	0.00	0.00
16	HDFC BANK	47	0	0.00	0.00
17	ICICI BANK	41	0	0.00	0.00
18	IDBI BANK	38	0	0.00	0.00
19	INDUSIND BANK	23	0	0.00	0.00
20	J & K BANK	1	0	0.00	0.00
21	KARNATAKA BANK	1	0	0.00	0.00
22	KOTAK MAHINDRA BANK	12	0	0.00	0.00
23	SOUTH INDIAN BANK	1	0	0.00	0.00
24	YES BANK	3	0	0.00	0.00
25	KARUR VYSYA BANK	1	0	0.00	0.00
26	IDFC FIRST BANK	6	0	0.00	0.00
27	RBL BANK	1	0	0.00	0.00
	Total Private Sector Bank	270	0	0.00	0.00
	Total COMM. BANKS	830	3280	212.07	25.55
	CO-OPERATIVE BANKS				
28	STATE CO-OP. BANK	0	0	0.00	0.00
	Total Cooperative Bank	0	0	0.00	0.00
	REGIONAL RURAL BANKS				
29	BIHAR GRAMIN BANK	71	0	0.00	0.00
	Total Region Rural Bank	71	0	0.00	0.00
	SMALL FINANCE BANK				
30	JANA SMALL FIN. BANK	13	0	0.00	0.00
31	UJJIVAN SMALL FIN. BANK	26	0	0.00	0.00
32	UTKARSH SMALL FIN. BANK	34	2	0.49	1.44
33	ESAF SMALL FIN. BANK	14	0	0.00	0.00
34	UNITY SMALL FINANCE BANK	12	0	0.00	0.00
	Total Small Financial Bank	99	2	0.49	0.49
	TOTAL FOR BIHAR	1000	3282	212.56	21.26

STATE LEVEL BANKERS' COMMITTEE BIHAR,PATNA					
(CONVENOR- STATE BANK OF INDIA)					
DISTRICT WISE DISBURSEMENT UNDER MICRO ENTERPRISES (MANUFACTURING + SERVICE) (INCLUDING KHADI & VILLAGE INDUSTRIES)					
FY : 2025 - 26 AS ON 31.12.2025					
No. in Actual and Amount in Crore					
SR.NO.	NAME OF District	TARGET	DISBURSED		%AGE ACHIV.
		AMT.	NO. OF AC	AMT.	AMT.
1	ARARIA	1378	18079	1067.01	77.43
2	ARWAL	548	5390	213.62	38.98
3	AURANGABAD	1345	15404	1042.29	77.49
4	BANKA	1086	8967	352.32	32.44
5	BEGUSARAI	2656	25924	1715.43	64.59
6	BHAGALPUR	3267	32830	1815.17	55.56
7	BHOJPUR	2504	15914	1047.40	41.83
8	BUXAR	1476	10120	617.63	41.84
9	DARBHANGA	2368	33291	1667.80	70.43
10	GAYA	3604	29851	2116.20	58.72
11	GOPALGANJ	1165	22508	871.97	74.85
12	JAMUI	825	9808	391.32	47.43
13	JEHANABAD	1006	10095	354.83	35.27
14	KAIMUR (BHABUA)	1159	8243	453.48	39.13
15	KATIHAR	1988	22291	1352.41	68.03
16	KHAGARIA	866	10420	501.15	57.87
17	KISHANGANJ	1018	14157	539.90	53.04
18	LAKHISARAI	733	7180	354.10	48.31
19	MADHEPURA	874	21657	522.78	59.81
20	MADHUBANI	2230	22674	1315.08	58.97
21	MUNGER	1166	10391	460.52	39.50
22	MUZAFFARPUR	3929	45927	3107.91	79.10
23	NALANDA	1952	24006	1303.31	66.77
24	NAWADA	1020	13312	733.87	71.95
25	PASHCHIM CHAMPARAN	2113	19126	1285.65	60.84
26	PATNA	14024	70138	8977.19	64.01
27	PURBI CHAMPARAN	2778	31181	1987.75	71.55
28	PURNIA	2672	35003	2138.32	80.03
29	ROHTAS	2095	15447	1493.39	71.28
30	SAHARSA	875	15291	632.37	72.27
31	SAMASTIPUR	2674	31667	1873.42	70.06
32	SARAN	2685	37967	1380.52	51.42
33	SHEIKHPURA	534	3593	233.70	43.76
34	SHEOHAR	372	5500	136.74	36.76
35	SITAMARHI	1469	20829	1015.57	69.13
36	SIWAN	2486	30317	1248.70	50.23
37	SUPAUL	1133	14652	603.59	53.27
38	VAISHALI	1427	26438	1612.28	112.98
TOTAL		77500	795588	48536.64	62.63

STATE LEVEL BANKERS' COMMITTEE BIHAR,PATNA					
(CONVENOR- STATE BANK OF INDIA)					
DISTRICT WISE DISBURSEMENT UNDER SMALL ENTERPRISES (MANUFACTURING + SERVICE)					
FY : 2025 - 26 AS ON 31.12.2025					
No. in Actual and Amount in Crore					
SR.N O.	NAME OF District	TARGET	DISBURSED		%AGE ACHIV.
		AMT.	NO. OF AC	AMT.	AMT.
1	ARARIA	554	358	465.65	84.05
2	ARWAL	222	77	49.75	22.41
3	AURANGABAD	538	278	346.48	64.40
4	BANKA	337	102	63.28	18.78
5	BEGUSARAI	1060	539	859.24	81.06
6	BHAGALPUR	1305	502	731.25	56.03
7	BHOJPUR	1008	359	386.88	38.38
8	BUXAR	590	396	150.31	25.48
9	DARBHANGA	949	425	587.21	61.88
10	GAYA	1444	608	958.21	66.36
11	GOPALGANJ	464	195	239.64	51.65
12	JAMUI	330	114	104.80	31.76
13	JEHANABAD	398	116	67.10	16.86
14	KAIMUR (BHABUA)	462	200	133.48	28.89
15	KATIHAR	790	356	544.56	68.93
16	KHAGARIA	352	184	215.23	61.14
17	KISHANGANJ	407	132	158.20	38.87
18	LAKHISARAI	294	48	26.89	9.15
19	MADHEPURA	348	194	170.73	49.06
20	MADHUBANI	891	298	301.74	33.87
21	MUNGER	471	103	85.84	18.23
22	MUZAFFARPUR	1584	1068	1464.63	92.46
23	NALANDA	784	444	321.43	41.00
24	NAWADA	409	247	146.56	35.83
25	PASHCHIM CHAMPARAN	844	424	442.61	52.44
26	PATNA	5635	5230	7771.25	137.91
27	PURBI CHAMPARAN	1112	515	709.65	63.82
28	PURNIA	1068	589	946.39	88.61
29	ROHTAS	838	395	419.64	50.08
30	SAHARSA	351	202	246.40	70.20
31	SAMASTIPUR	1072	560	527.79	49.23
32	SARAN	1080	272	256.14	23.72
33	SHEIKHPURA	217	102	55.52	25.59
34	SHEOHAR	150	25	15.30	10.20
35	SITAMARHI	594	212	221.49	37.29
36	SIWAN	997	322	304.14	30.51
37	SUPAUL	453	184	148.53	32.79
38	VAISHALI	598	364	363.29	60.75
TOTAL		31000	16739	21007.20	67.77

STATE LEVEL BANKERS' COMMITTEE BIHAR,PATNA

(CONVENOR- STATE BANK OF INDIA)

BANK WISE DISBURSEMENT UNDER MIDIMUM ENTERPRISES (MANUFACTURING + SERVICE)

FY : 2025 - 26 AS ON 31.12.2025

No. in Actual and Amount in Crore

SR.NO.	NAME OF DISTRICT	TARGET	DISBURSED		%AGE ACHIV.
		AMT.	NO. OF AC	AMT.	AMT.
1	ARARIA	167	18	38.77	23.22
2	ARWAL	70	15	12.44	17.77
3	AURANGABAD	164	36	36.11	22.02
4	BANKA	125	7	22.26	17.81
5	BEGUSARAI	327	51	308.24	94.26
6	BHAGALPUR	401	32	134.38	33.51
7	BHOJPUR	305	25	54.47	17.86
8	BUXAR	180	5	0.69	0.38
9	DARBHANGA	289	50	106.29	36.78
10	GAYA	440	78	292.90	66.57
11	GOPALGANJ	141	28	81.68	57.93
12	JAMUI	102	14	26.46	25.94
13	JEHANABAD	119	21	14.00	11.76
14	KAIMUR (BHABUA)	139	14	15.70	11.29
15	KATI HAR	241	37	108.47	45.01
16	KHAGARIA	110	1	0.16	0.15
17	KISHANGANJ	122	13	87.05	71.35
18	LAKHISARAI	91	8	0.70	0.77
19	MADHEPURA	106	10	8.33	7.86
20	MADHUBANI	277	15	27.23	9.83
21	MUNGER	145	30	3.87	2.67
22	MUZAFFARPUR	483	88	183.79	38.05
23	NALANDA	240	82	138.33	57.64
24	NAWADA	122	30	122.49	100.40
25	PASHCHIM CHAMPARAN	259	16	87.24	33.68
26	PATNA	1713	1272	4264.16	248.93
27	PURBI CHAMPARAN	343	53	148.35	43.25
28	PURNIA	331	81	417.56	126.15
29	ROHTAS	256	51	138.21	53.99
30	SAHARSA	110	17	22.14	20.13
31	SAMASTIPUR	328	28	39.18	11.95
32	SARAN	327	23	3.88	1.19
33	SHEIKHPURA	66	9	7.28	11.03
34	SHEOHAR	49	4	3.05	6.22
35	SITAMARHI	183	23	14.74	8.05
36	SIWAN	306	26	58.40	19.08
37	SUPAUL	139	13	3.79	2.73
38	VAISHALI	184	32	100.28	54.50
TOTAL		9500	2356	7133.06	75.08

STATE LEVEL BANKERS' COMMITTEE BIHAR,PATNA					
(CONVENOR- STATE BANK OF INDIA)					
OTHER FINANCE TO MSMEs (As indicated in Master Direction on PSL)					
FY : 2025 - 26 AS ON 31.12.2025					
No. in Actual and Amount in Crore					
SR.NO.	NAME OF DISTRICT	TARGET	DISBURSED		%AGE ACHIV.
		AMT.	NO. OF AC	AMT.	AMT.
1	ARARIA	23	9	8.59	37.35
2	ARWAL	20	7	0.12	0.60
3	AURANGABAD	24	17	0.56	2.33
4	BANKA	21	22	7.56	36.00
5	BEGUSARAI	28	106	2.43	8.68
6	BHAGALPUR	31	179	3.60	11.61
7	BHOJPUR	31	63	2.32	7.48
8	BUXAR	24	17	0.46	1.92
9	DARBHANGA	34	45	3.84	11.29
10	GAYA	41	136	7.21	17.59
11	GOPALGANJ	24	20	0.44	1.83
12	JAMUI	19	21	3.46	18.21
13	JEHANABAD	23	11	0.18	0.78
14	KAIMUR (BHABUA)	21	17	0.31	1.48
15	KATI HAR	29	20	25.38	87.52
16	KHAGARIA	21	30	0.61	2.90
17	KISHANGANJ	21	15	0.32	1.52
18	LAKHISARAI	19	25	0.42	2.21
19	MADHEPURA	20	35	0.60	3.00
20	MADHUBANI	27	22	0.42	1.56
21	MUNGER	23	61	1.11	4.83
22	MUZAFFARPUR	33	238	19.25	58.33
23	NALANDA	28	133	2.76	9.86
24	NAWADA	25	42	21.65	86.60
25	PASHCHIM CHAMPARAN	32	113	1.99	6.22
26	PATNA	57	1030	37.35	65.53
27	PURBI CHAMPARAN	29	138	10.91	37.62
28	PURNIA	34	61	1.44	4.24
29	ROHTAS	26	35	0.75	2.88
30	SAHARSA	21	23	5.81	27.67
31	SAMASTIPUR	27	120	2.63	9.74
32	SARAN	32	69	10.92	34.13
33	SHEIKHPURA	18	5	0.14	0.78
34	SHEOHAR	16	3	0.05	0.31
35	SITAMARHI	22	229	6.61	30.05
36	SIWAN	32	27	15.95	49.84
37	SUPAUL	19	41	0.94	4.95
38	VAISHALI	25	97	3.46	13.84
TOTAL		1000	3282	212.56	21.26

STATE LEVEL BANKERS' COMMITTEE, BIHAR											
CONVENOR : STATE BANK OF INDIA											
BANK WISE TOTAL ACP - MSME Disbursement FY 2025-26 AS ON 31.12.2025											
											No. in Actual and Amount in Rs.Crore
Sr. No.	Name of Bank	MSME									
		Micro Enterprises (Manufacturing + Service) (including Khadi & Village Industries)		Small Enterprises (Manufacturing + Service)		Medium Enterprises (Manufacturing + Service)		Other finance to MSMEs (As indicated in Master Direction on PSL)		Total MSMEs (PS)	
		A/c	Amt	A/c	Amt	A/c	Amt	A/c	Amt	A/c	Amt
	LEAD BANKS										
1	STATE BANK OF INDIA	62586	7507.44	2912	2731.71	275	1551.26	3098	56.49	68871	11846.90
2	BANK OF BARODA	23942	2348.45	280	747.75	48	236.57	0	0.00	24270	3332.77
3	CANARA BANK	15940	1964.48	459	615.94	41	134.61	121	16.38	16561	2731.41
4	CENTRAL BANK OF INDIA	26390	4192.09	624	1228.94	5	26.90	61	139.21	27080	5587.13
5	PUNJAB NATIONAL BANK	31204	6923.81	2066	3576.96	366	1512.62	0	0.00	33636	12013.39
6	UNION BANK OF INDIA	18592	1782.36	841	701.55	21	68.78	0	0.00	19454	2552.69
7	UCO BANK	16021	978.89	353	366.87	1	73.80	0	0.00	16375	1419.56
	OTHER BANKS										
8	BANK OF INDIA	33659	2584.63	431	678.33	414	133.26	0	0.00	34504	3396.22
9	BANK OF MAHARASHTRA	5716	210.66	112	106.76	8	43.33	0	0.00	5836	360.74
10	INDIAN BANK	15939	1996.29	533	838.49	30	240.96	0	0.00	16502	3075.74
11	INDIAN OVERSEAS BANK	2590	436.89	45	77.69	1	1.26	0	0.00	2636	515.84
12	PUNJAB AND SIND BANK	1097	93.37	17	18.95	0	0.00	0	0.00	1114	112.32
	Total Public Sector Bank	253676	31019.36	8673	11689.93	1210	4023.34	3280	212.07	266839	46944.70
	PRIVATE BANKS										
13	AXIS BANK	2494	1131.93	975	1373.33	94	544.21	0	0.00	3563	3049.48
14	BANDHAN BANK	120180	1621.50	49	34.29	1	0.00	0	0.00	120230	1655.79
15	FEDERAL BANK	169	33.20	34	64.16	3	18.00	0	0.00	206	115.36
16	HDFC BANK	12039	3640.61	3761	3333.66	742	1670.56	0	0.00	16542	8644.82
17	ICICI BANK	6327	3098.30	2432	3708.49	243	721.52	0	0.00	9002	7528.31
18	IDBI BANK	3093	359.01	97	117.22	1	2.65	0	0.00	3191	478.88
19	INDUSIND BANK	50004	1097.83	279	422.83	19	109.00	0	0.00	50302	1629.66
20	J & K BANK	35	3.80	0	0.00	0	0.00	0	0.00	35	3.80
21	KARNATAKA BANK	18	4.02	3	1.53	0	0.00	0	0.00	21	5.55
22	KOTAK MAHINDRA BANK	456	116.06	140	130.19	2	12.80	0	0.00	598	259.05
23	SOUTH INDIAN BANK	9	0.35	1	3.00	0	0.00	0	0.00	10	3.35
24	YES BANK	242	90.29	88	94.91	5	22.92	0	0.00	335	208.12
25	KARUR VYSYA BANK	8	0.71	1	0.00	3	0.00	0	0.00	12	0.71
26	IDFC FIRST BANK	3234	99.89	108	12.77	21	1.53	0	0.00	3363	114.19
27	RBL BANK	67	10.08	81	8.20	0	0.00	0	0.00	148	18.28
	Total Private Sector Bank	198375	11307.58	8049	9304.58	1134	3103.20	0	0.00	207558	23715.36
	Total COMM. BANKS	452051	42326.94	16722	20994.50	2344	7126.54	3280	212.07	474397	70660.06
	CO-OPERATIVE BANKS										
28	STATE CO-OP. BANK	0	0.00	0	0.00	0	0.00	0	0.00	0	0.00
	Total Cooperative Bank	0	0.00	0	0.00	0	0.00	0	0.00	0	0.00
	REGIONAL RURAL BANKS										
29	BIHAR GRAMIN BANK	312585	5801.00	0	0.00	0	0.00	0	0.00	312585	5801.00
	Total Region Rural Bank	312585	5801.00	0	0.00	0	0.00	0	0.00	312585	5801.00
	SMALL FINANCE BANK										
30	JANA SMALL FIN. BANK	9573	114.84	0	0.00	0	0.00	0	0.00	9573	114.84
31	UJJIVAN SMALL FIN. BANK	12974	110.29	5	5.92	12	6.51	0	0.00	12991	122.73
32	UTKARSH SMALL FIN. BANK	1849	138.44	12	6.78	0	0.00	2	0.49	1863	145.71
33	ESAF SMALL FIN. BANK	5574	35.17	0	0.00	0	0.00	0	0.00	5574	35.17
34	UNITY SMALL FINANCE BANK	982	9.95	0	0.00	0	0.00	0	0.00	982	9.95
	Total Small Financial Bank	30952	408.70	17	12.70	12	6.51	2	0.49	30983	428.40
	TOTAL FOR BIHAR	795588	48536.64	16739	21007.20	2356	7133.06	3282	212.56	817965	76889.46

STATE LEVEL BANKERS' COMMITTEE, BIHAR												
CONVENOR : STATE BANK OF INDIA												
DISTRICT WISE ACP - MSME Disbursement FY 2025-26 AS ON 31.12.2025												
No. in Actual and Amount in Rs.Crore												
Sr. No.	Name of District	MSME										
		Micro Enterprises (Manufacturing + Service) (including Khadi & Service)		Small Enterprises (Manufacturing + Service)		Medium Enterprises (Manufacturing + Service)		Other finance to MSMEs (As indicated in Master Direction on		Total MSMEs (PS)		
		A/c	Amt	A/c	Amt	A/c	Amt	A/c	Amt	A/c	Amt	
1	ARARIA	18079	1067.01	358	465.65	18	38.77	9	8.59	18464	1580.02	
2	ARWAL	5390	213.62	77	49.75	15	12.44	7	0.12	5489	275.93	
3	AURANGABAD	15404	1042.29	278	346.48	36	36.11	17	0.56	15735	1425.45	
4	BANKA	8967	352.32	102	63.28	7	22.26	22	7.56	9098	445.42	
5	BEGUSARAI	25924	1715.43	539	859.24	51	308.24	106	2.43	26620	2885.33	
6	BHAGALPUR	32830	1815.17	502	731.25	32	134.38	179	3.6	33543	2684.39	
7	BHOJPUR	15914	1047.4	359	386.88	25	54.47	63	2.32	16361	1491.07	
8	BUXAR	10120	617.63	396	150.31	5	0.69	17	0.46	10538	769.09	
9	DARBHANGA	33291	1667.8	425	587.21	50	106.29	45	3.84	33811	2365.13	
10	GAYA	29851	2116.2	608	958.21	78	292.9	136	7.21	30673	3374.52	
11	GOPALGANJ	22508	871.97	195	239.64	28	81.68	20	0.44	22751	1193.73	
12	JAMUI	9808	391.32	114	104.8	14	26.46	21	3.46	9957	526.04	
13	JEHANABAD	10095	354.83	116	67.1	21	14	11	0.18	10243	436.1	
14	KAIMUR (BHABUA)	8243	453.48	200	133.48	14	15.7	17	0.31	8474	602.97	
15	KATIHAR	22291	1352.41	356	544.56	37	108.47	20	25.38	22704	2030.81	
16	KHAGARIA	10420	501.15	184	215.23	1	0.16	30	0.61	10635	717.15	
17	KISHANGANJ	14157	539.9	132	158.2	13	87.05	15	0.32	14317	785.47	
18	LAKHISARAI	7180	354.1	48	26.89	8	0.7	25	0.42	7261	382.1	
19	MADHEPURA	21657	522.78	194	170.73	10	8.33	35	0.6	21896	702.44	
20	MADHUBANI	22674	1315.08	298	301.74	15	27.23	22	0.42	23009	1644.48	
21	MUNGER	10391	460.52	103	85.84	30	3.87	61	1.11	10585	551.35	
22	MUZAFFARPUR	45927	3107.91	1068	1464.63	88	183.79	238	19.25	47321	4775.57	
23	NALANDA	24006	1303.31	444	321.43	82	138.33	133	2.76	24665	1765.82	
24	NAWADA	13312	733.87	247	146.56	30	122.49	42	21.65	13631	1024.57	
25	PASHCHIM CHAMPARAN	19126	1285.65	424	442.61	16	87.24	113	1.99	19679	1817.48	
26	PATNA	70138	8977.19	5230	7771.25	1272	4264.16	1030	37.35	77670	21049.96	
27	PURBI CHAMPARAN	31181	1987.75	515	709.65	53	148.35	138	10.91	31887	2856.66	
28	PURNIA	35003	2138.32	589	946.39	81	417.56	61	1.44	35734	3503.7	
29	ROHTAS	15447	1493.39	395	419.64	51	138.21	35	0.75	15928	2051.98	
30	SAHARSA	15291	632.37	202	246.4	17	22.14	23	5.81	15533	906.72	
31	SAMASTIPUR	31667	1873.42	560	527.79	28	39.18	120	2.63	32375	2443.01	
32	SARAN	37967	1380.52	272	256.14	23	3.88	69	10.92	38331	1651.45	
33	SHEIKHPURA	3593	233.7	102	55.52	9	7.28	5	0.14	3709	296.64	
34	SHEOHAR	5500	136.74	25	15.3	4	3.05	3	0.05	5532	155.13	
35	SITAMARHI	20829	1015.57	212	221.49	23	14.74	229	6.61	21293	1258.41	
36	SIWAN	30317	1248.7	322	304.14	26	58.4	27	15.95	30692	1627.18	
37	SUPAUL	14652	603.59	184	148.53	13	3.79	41	0.94	14890	756.85	
38	VAISHALI	26438	1612.28	364	363.29	32	100.28	97	3.46	26931	2079.32	
	Total	795588	48536.64	16739	21007.2	2356	7133.06	3282	212.56	817965	76889.46	

STATE LEVEL BANKERS' COMMITTEE, BIHAR											
CONVENOR : STATE BANK OF INDIA											
BANK WISE TOTAL MSME Outstanding FY 2025-26 AS ON 31.12.2025											
No. in Actual and Amount in Rs.Crore											
Sr. No.	Name of Bank	MSME									
		Micro Enterprises (Manufacturing + Service) (including Khadi & Village Industries)		Small Enterprises (Manufacturing + Service)s		Medium Enterprises (Manufacturing + Service)		Other finance to MSMEs (As indicated in Master Direction on PSL)		Total MSMEs (PS)	
		A/c	Amt	A/c	Amt	A/c	Amt	A/c	Amt	A/c	Amt
LEAD BANKS											
1	STATE BANK OF INDIA	103305	8665.52	3966	3030.44	417	1952.38	3906	68.16	111594	13716.49
2	BANK OF BARODA	46815	2968.27	570	626.17	126	283.52	0	0.00	47511	3877.95
3	CANARA BANK	41082	2905.60	1660	907.05	98	144.49	505	67.50	43345	4024.63
4	CENTRAL BANK OF INDIA	79981	3434.23	1184	821.18	13	41.03	84	67.49	81262	4363.93
5	PUNJAB NATIONAL BANK	116086	5694.12	5049	1657.67	302	433.75	0	0.00	121437	7785.54
6	UNION BANK OF INDIA	32975	1736.19	635	465.86	41	64.84	0	0.00	33651	2266.89
7	UCO BANK	56145	1759.02	554	559.01	2	99.39	0	0.00	56701	2417.43
OTHER BANKS											
8	BANK OF INDIA	74537	3640.29	672	818.10	561	173.00	0	0.00	75770	4631.40
9	BANK OF MAHARASHTRA	3375	316.00	72	121.15	7	36.86	0	0.00	3454	474.01
10	INDIAN BANK	26219	2606.94	736	875.45	39	319.79	0	0.00	26994	3802.19
11	INDIAN OVERSEAS BANK	7293	428.65	73	91.52	8	4.49	0	0.00	7374	524.66
12	PUNJAB AND SIND BANK	2150	160.84	24	30.07	0	0.00	0	0.00	2174	190.91
Total Public Sector Bank		589963	34315.66	15195	10003.68	1614	3553.54	4495	203.16	611267	48076.03
PRIVATE BANKS											
13	AXIS BANK	9749	1690.51	2016	1398.51	351	469.40	0	0.00	12116	3558.43
14	BANDHAN BANK	276911	2238.02	65	48.59	1	0.42	0	0.00	276977	2287.03
15	FEDERAL BANK	4256	33.84	48	53.50	14	16.20	0	0.00	4318	103.53
16	HDFC BANK	26829	5250.34	4566	3664.96	795	1129.23	0	0.00	32190	10044.53
17	ICICI BANK	11762	3471.19	3819	3376.22	454	695.65	0	0.00	16035	7543.06
18	IDBI BANK	4550	473.43	78	97.31	0	0.00	0	0.00	4628	570.74
19	INDUSIND BANK	127964	1894.61	424	127.94	34	59.27	0	0.00	128422	2081.83
20	J & K BANK	82	6.45	0	0.00	1	29.87	0	0.00	83	36.32
21	KARNATAKA BANK	27	6.57	2	1.16	0	0.00	0	0.00	29	7.72
22	KOTAK MAHINDRA BANK	2421	344.58	387	125.20	48	7.90	0	0.00	2856	477.68
23	SOUTH INDIAN BANK	9	0.43	4	2.94	0	0.00	0	0.00	13	3.37
24	YES BANK	801	134.54	186	103.48	12	23.22	0	0.00	999	261.24
25	KARUR VYSYA BANK	8	2.09	1	0.14	0	0.00	0	0.00	9	2.23
26	IDFC FIRST BANK	5204	172.85	304	22.07	105	4.03	0	0.00	5613	198.94
27	RBL BANK	26	1.40	31	1.56	0	0.00	0	0.00	57	2.96
Total Private Sector Bank		470599	15720.83	11931	9023.58	1815	2435.21	0	0.00	484345	27179.61
Total COMM. BANKS		1060562	50036.49	27126	19027.26	3429	5988.74	4495	203.16	1095612	75255.64
CO-OPERATIVE BANKS											
28	STATE CO-OP. BANK	0	0.00	0	0.00	0	0.00	0	0.00	0	0.00
Total Cooperative Bank		0	0.00	0	0.00	0	0.00	0	0.00	0	0.00
REGIONAL RURAL BANKS											
29	BIHAR GRAMIN BANK	222669	3483.19	0	0.00	0	0.00	0	0.00	222669	3483.19
Total Region Rural Bank		222669	3483.19	0	0.00	0	0.00	0	0.00	222669	3483.19
SMALL FINANCE BANK											
30	JANA SMALL FIN. BANK	18986	361.07	14	11.85	3	0.20	0	0.00	19003	373.12
31	UJJIVAN SMALL FIN. BANK	49573	221.36	16	9.78	13	5.82	0	0.00	49602	236.96
32	UTKARSH SMALL FIN. BANK	15914	631.60	62	52.48	3	10.60	2	0.46	15981	695.14
33	ESAF SMALL FIN. BANK	10750	45.06	0	0.00	0	0.00	0	0.00	10750	45.06
34	UNITY SMALL FINANCE BANK	11874	75.30	2	1.71	0	0.00	0	0.00	11876	77.01
Total Small Financial Bank		107097	1334.38	94	75.83	19	16.63	2	0.46	107212	1427.30
TOTAL FOR BIHAR		1390328	54854.06	27220	19103.08	3448	6005.37	4497	203.62	1425493	80166.13

STATE LEVEL BANKERS' COMMITTEE, BIHAR

CONVENOR : STATE BANK OF INDIA

DISTRICT WISE MSME Outstanding FY 2025-26 AS ON 31.12.2025

No. in Actual and Amount in Rs.Crore

Sr. No.	Name of District	MSME									
		Micro Enterprises (Manufacturing + Service) (including Khadi & Village)		Small Enterprises (Manufacturing + Service)s		Medium Enterprises (Manufacturing + Service)		Other finance to MSMEs (As indicated in Master Direction on		Total MSMEs (PS)	
		A/c	Amt	A/c	Amt	A/c	Amt	A/c	Amt	A/c	Amt
1	ARARIA	36213	1105.46	500	397.17	22	36.94	10	5.24	36745	1544.81
2	ARWAL	5730	229.8	110	48.64	0	0	10	0.23	5850	278.67
3	AURANGABAD	25058	1046.83	565	357.02	128	31.84	27	0.88	25778	1436.57
4	BANKA	20244	531.65	207	121.01	6	9.25	34	4.41	20491	666.32
5	BEGUSARAI	50875	1927.94	1290	892.24	174	367.52	178	3.57	52517	3191.28
6	BHAGALPUR	66650	2331.93	905	739.08	197	168.29	237	5.12	67989	3244.42
7	BHOJPUR	30720	1061.4	515	292.73	19	13.43	71	2.36	31325	1369.92
8	BUXAR	22429	666.88	567	148.09	13	2.17	22	1.1	23031	818.23
9	DARBHANGA	50311	1695.58	727	445.94	53	97.2	61	2.47	51152	2241.19
10	GAYA	58623	2705.81	1146	758.06	101	156.41	169	5.72	60039	3626.01
11	GOPALGANJ	23253	902.8	322	231.4	35	80.97	40	0.63	23650	1215.8
12	JAMUI	19764	452.35	177	100.83	17	16.4	38	1.23	19996	570.8
13	JEHANABAD	17555	465.19	209	65.06	42	8.11	14	0.23	17820	538.59
14	KAIMUR (BHABUA)	14598	474.87	269	104	15	4.85	22	0.68	14904	584.4
15	KATIHAR	36255	1226.91	504	420.99	58	80.19	29	7.47	36846	1735.56
16	KHAGARIA	17959	486.77	240	172.72	2	0.11	40	0.78	18241	660.38
17	KISHANGANJ	23101	577.23	213	121.04	12	87.9	16	0.46	23342	786.63
18	LAKHISARAI	11336	340.79	157	41.06	5	0.12	29	0.47	11527	382.44
19	MADHEPURA	23383	627.06	283	152.73	17	24.38	41	0.68	23724	804.85
20	MADHUBANI	36062	1208.26	499	209.06	22	15.65	43	0.82	36626	1433.79
21	MUNGER	20731	571.12	429	77.94	34	4.43	75	1.22	21269	654.71
22	MUZAFFARPUR	86453	3848.76	1787	1430.6	104	143.19	310	12.93	88654	5435.49
23	NALANDA	42334	1411.3	798	284.23	82	38.85	190	3.87	43404	1738.25
24	NAWADA	23850	708.73	692	131.82	55	64.13	54	14.16	24651	918.83
25	PASHCHIM CHAMPARAN	30226	1263.99	644	377.92	25	78.79	138	2.62	31033	1723.33
26	PATNA	156990	11492.79	7300	7091.85	1736	3816.29	1455	84.9	167481	22485.83
27	PURBI CHAMPARAN	52489	2082.9	793	632.66	68	46.64	176	7.12	53526	2769.33
28	PURNIA	61960	2287.23	907	862.13	81	326.29	83	1.88	63031	3477.53
29	ROHTAS	39535	1640.55	676	346.17	45	46.95	57	1.09	40313	2034.76
30	SAHARSA	23314	694.34	346	262.39	21	14.72	33	3.47	23714	974.92
31	SAMASTIPUR	50152	1869.38	925	507.84	51	32.34	146	2.72	51274	2412.28
32	SARAN	52457	1534.1	578	248.52	42	30.27	121	4.29	53198	1817.17
33	SHEIKHPURA	7299	294.96	162	59.66	6	1.47	18	0.54	7485	356.62
34	SHEOHAR	6133	181.69	50	18.19	6	2.03	3	0.05	6192	201.96
35	SITAMARHI	30056	1096.25	369	220.43	32	19.65	273	7.06	30730	1343.39
36	SIWAN	50278	1538.96	486	266.46	59	50.66	39	5.7	50862	1861.78
37	SUPAUL	22094	639.23	313	129.08	16	2.78	58	1.05	22481	772.14
38	VAISHALI	43858	1632.29	560	336.31	47	84.16	137	4.4	44602	2057.16
	Total	1390328	54854.06	27220	19103.08	3448	6005.37	4497	203.62	1425493	80166.13

STATE LEVEL BANKERS' COMMITTEE, BIHAR

CONVENOR : STATE BANK OF INDIA

BANK WISE TOTAL MSME NPA Outstanding FY 2025-26 AS ON 31.12.2025

No. in Actual and Amount in Rs.Crore

Sr. No.	Name of Bank	MSME									
		Micro Enterprises (Manufacturing + Service) (including Khadi & Service)		Small Enterprises (Manufacturing + Service)		Medium Enterprises (Manufacturing + Service)		Other finance to MSMEs (As indicated in Master Direction on		Total MSMEs (PS)	
		A/c	Amt	A/c	Amt	A/c	Amt	A/c	Amt	A/c	Amt
	LEAD BANKS										
1	STATE BANK OF INDIA	9314	252.65	195	41.06	15	2.79	17	0.31	9541	296.80
2	BANK OF BARODA	14136	330.07	32	44.57	5	9.75	0	0.00	14173	384.39
3	CANARA BANK	11068	245.48	529	53.25	18	9.79	197	3.05	11812	311.56
4	CENTRAL BANK OF INDIA	49132	460.49	364	35.13	7	0.97	22	2.01	49525	498.60
5	PUNJAB NATIONAL BANK	48593	605.70	2309	48.85	68	1.02	0	0.00	50970	655.57
6	UNION BANK OF INDIA	6030	95.47	31	14.27	0	0.00	0	0.00	6061	109.74
7	UCO BANK	23227	233.23	28	49.29	0	0.00	0	0.00	23255	282.52
	OTHER BANKS										
8	BANK OF INDIA	18426	399.89	42	37.17	4	0.04	0	0.00	18472	437.11
9	BANK OF MAHARASHTRA	846	9.43	1	0.02	0	0.00	0	0.00	847	9.45
10	INDIAN BANK	6544	236.28	47	31.98	3	0.02	0	0.00	6594	268.28
11	INDIAN OVERSEAS BANK	376	7.40	1	0.00	0	0.00	0	0.00	377	7.40
12	PUNJAB AND SIND BANK	673	20.94	0	0.00	0	0.00	0	0.00	673	20.94
	Total Public Sector Bank	188365	2897.03	3579	355.59	120	24.38	236	5.36	192300	3282.36
	PRIVATE BANKS										
13	AXIS BANK	603	69.90	130	68.98	2	2.83	0	0.00	735	141.71
14	BANDHAN BANK	21357	111.35	0	0.00	0	0.00	0	0.00	21357	111.35
15	FEDERAL BANK	3002	4.35	0	0.00	4	1.15	0	0.00	3006	5.50
16	HDFC BANK	1126	121.80	84	47.29	1	0.04	0	0.00	1211	169.14
17	ICICI BANK	510	52.43	88	50.38	13	19.01	0	0.00	611	121.82
18	IDBI BANK	651	27.15	0	0.00	0	0.00	0	0.00	651	27.15
19	INDUSIND BANK	12991	81.53	39	1.13	4	0.82	0	0.00	13034	83.48
20	J & K BANK	4	0.08	0	0.00	0	0.00	0	0.00	4	0.08
21	KARNATAKA BANK	5	0.16	0	0.00	0	0.00	0	0.00	5	0.16
22	KOTAK MAHINDRA BANK	164	18.83	7	0.72	11	2.84	0	0.00	182	22.40
23	SOUTH INDIAN BANK	1	0.00	0	0.00	0	0.00	0	0.00	1	0.00
24	YES BANK	15	1.57	0	0.00	0	0.00	0	0.00	15	1.57
25	KARUR VYSYA BANK	1	0.23	0	0.00	0	0.00	0	0.00	1	0.23
26	IDFC FIRST BANK	71	3.66	0	0.00	0	0.00	0	0.00	71	3.66
27	RBL BANK	1	0.45	0	0.00	0	0.00	0	0.00	1	0.45
	Total Private Sector Bank	40502	493.50	348	168.51	35	26.70	0	0.00	40885	688.71
	Total COMM. BANKS	228867	3390.53	3927	524.10	155	51.08	236	5.36	233185	3971.07
	CO-OPERATIVE BANKS										
28	STATE CO-OP. BANK	0	0.00	0	0.00	0	0.00	0	0.00	0	0.00
	Total Cooperative Bank	0	0.00	0	0.00	0	0.00	0	0.00	0	0.00
	REGIONAL RURAL BANKS										
29	BIHAR GRAMIN BANK	146069	1013.59	0	0.00	0	0.00	0	0.00	146069	1013.59
	Total Region Rural Bank	146069	1013.59	0	0.00	0	0.00	0	0.00	146069	1013.59
	SMALL FINANCE BANK										
30	JANA SMALL FIN. BANK	357	7.71	1	0.44	0	0.00	0	0.00	358	8.16
31	UJJIVAN SMALL FIN. BANK	2161	3.75	0	0.00	0	0.00	0	0.00	2161	3.75
32	UTKARSH SMALL FIN. BANK	1106	31.23	3	1.61	0	0.00	0	0.00	1109	32.84
33	ESAF SMALL FIN. BANK	1488	3.72	0	0.00	0	0.00	0	0.00	1488	3.72
34	UNITY SMALL FINANCE BANK	2347	14.50	0	0.00	0	0.00	0	0.00	2347	14.50
	Total Small Financial Bank	7459	60.91	4	2.05	0	0.00	0	0.00	7463	62.96
	TOTAL FOR BIHAR	382395	4465.03	3931	526.15	155	51.08	236	5.36	386717	5047.62

STATE LEVEL BANKERS' COMMITTEE, BIHAR

CONVENOR : STATE BANK OF INDIA

DISTRICT WISE MSME NPA Outstanding FY 2025-26 AS ON 31.12.2025

No. in Actual and Amount in Rs.Crore

Sr. No.	Name of District	MSME									
		Micro Enterprises (Manufacturing + Service) (including Khadi & Village)		Small Enterprises (Manufacturing + Service)		Medium Enterprises (Manufacturing + Service)		Other finance to MSMEs (As indicated in Master Direction on		Total MSMEs (PS)	
		A/c	Amt	A/c	Amt	A/c	Amt	A/c	Amt	A/c	Amt
1	ARARIA	10332	85.94	30	19.00	3	0.06	0	0.00	10365	104.99
2	ARWAL	2286	24.62	12	0.81	0	0.00	0	0.00	2298	25.43
3	AURANGABAD	8700	77.70	46	7.63	4	0.02	1	0.20	8751	85.55
4	BANKA	6603	81.23	22	41.95	1	0.01	8	0.06	6634	123.24
5	BEGUSARAI	9665	119.48	360	26.88	5	0.09	2	0.02	10032	146.48
6	BHAGALPUR	11830	135.04	84	11.24	6	0.08	4	0.24	11924	146.61
7	BHOJPUR	11532	87.19	71	4.09	2	0.05	0	0.00	11605	91.34
8	BUXAR	11948	81.24	73	6.64	2	0.05	1	0.01	12024	87.95
9	DARBHANGA	11009	114.07	130	9.89	5	11.91	9	0.11	11153	135.98
10	GAYA	17831	228.40	166	11.15	1	0.00	2	0.00	18000	239.55
11	GOPALGANJ	8513	80.72	32	3.05	1	0.11	8	0.06	8554	83.94
12	JAMUI	6639	53.97	23	0.69	2	0.03	4	0.05	6668	54.74
13	JEHANABAD	4232	54.38	29	0.77	0	0.00	0	0.00	4261	55.15
14	KAIMUR (BHABUA)	7522	59.62	37	2.88	1	0.01	2	0.23	7562	62.74
15	KATIHAR	7885	82.58	38	2.52	1	0.00	4	0.10	7928	85.20
16	KHAGARIA	4111	38.90	18	1.70	0	0.00	0	0.00	4129	40.60
17	KISHANGANJ	6519	50.59	24	2.67	0	0.00	0	0.00	6543	53.26
18	LAKHISARAI	3418	27.15	59	0.58	0	0.00	1	0.00	3478	27.74
19	MADHEPURA	10280	77.70	11	1.11	5	0.26	2	0.02	10298	79.10
20	MADHUBANI	11441	106.72	86	7.49	2	0.25	2	0.02	11531	114.48
21	MUNGER	7184	73.68	246	4.65	2	0.00	6	0.04	7438	78.37
22	MUZAFFARPUR	22654	261.53	284	10.22	8	0.24	10	0.27	22956	272.26
23	NALANDA	12903	138.94	173	10.34	2	0.04	8	0.19	13086	149.51
24	NAWADA	9021	69.67	269	6.12	13	0.11	4	0.07	9307	75.98
25	PASHCHIM CHAMPARAN	11084	103.54	112	10.27	1	0.01	10	0.16	11207	113.97
26	PATNA	27792	862.15	699	255.02	57	34.27	49	2.26	28597	1153.70
27	PURBI CHAMPARAN	13911	153.81	94	11.34	7	0.21	7	0.16	14019	165.52
28	PURNIA	10697	128.71	65	10.91	0	0.00	9	0.12	10771	139.74
29	ROHTAS	17557	170.73	92	6.76	13	2.95	6	0.07	17668	180.52
30	SAHARSA	7544	70.39	54	4.52	0	0.00	2	0.03	7600	74.94
31	SAMASTIPUR	9596	130.66	111	11.42	3	0.02	16	0.09	9726	142.19
32	SARAN	16230	169.96	162	4.99	1	0.02	29	0.09	16422	175.06
33	SHEIKHPURA	2820	29.69	16	1.91	1	0.02	1	0.01	2838	31.63
34	SHEOHAR	2887	30.53	7	0.51	2	0.12	0	0.00	2896	31.16
35	SITAMARHI	10407	97.55	33	1.02	0	0.00	3	0.04	10443	98.60
36	SIWAN	8414	116.48	64	5.27	4	0.14	10	0.23	8492	122.12
37	SUPAUL	7360	59.91	37	1.90	0	0.00	2	0.02	7399	61.82
38	VAISHALI	12038	129.84	62	6.24	0	0.00	14	0.39	12114	136.47
	Total	382395	4465.03	3931	526.15	155	51.08	236	5.36	386717	5047.62

STATE LEVEL BANKERS' COMMITTEE, BIHAR													
CONVENOR : STATE BANK OF INDIA													
BANK WISE TOTAL ACP - Agriculture Disbursement FY 2025-26 AS ON 31.12.2025													
No. in Actual and Amount in Rs.Crore													
Sr. No.	Name of Bank	Agriculture Disbursement											
		Farm Credit				Out of Farm Credit, total allied activities		Agri. Infrastructure		Ancillary Activities		Total Agriculture (PS)	
		Crop Loan		Term Loan		A/c	Amt	A/c	Amt	A/c	Amt	A/c	Amt
		A/c	Amt	A/c	Amt								
	LEAD BANKS												
1	STATE BANK OF INDIA	93387	874.42	77652	959.06	1180	42.56	4	0.47	96469	2149.78	267512	3983.73
2	BANK OF BARODA	35374	624.75	38378	729.75	29495	520.59	645	42.10	4977	505.07	79374	1901.68
3	CANARA BANK	20944	457.59	2958	62.53	4905	68.03	72	32.96	2913	142.04	26887	695.13
4	CENTRAL BANK OF INDIA	106407	2144.70	2700	90.66	490	5.40	42	38.18	924	140.89	110073	2414.43
5	PUNJAB NATIONAL BANK	28644	1573.51	8042	463.89	5573	111.17	311	114.07	1462	1125.22	38459	3276.68
6	UNION BANK OF INDIA	40761	429.25	20499	323.92	18162	230.93	42	13.20	1511	205.85	62813	972.23
7	UCO BANK	16633	488.92	1078	21.73	0	0.00	33	19.30	192	39.62	17936	569.57
	OTHER BANKS												
8	BANK OF INDIA	15274	107.19	30609	787.59	10045	233.25	39	14.98	35184	1115.54	81106	2025.30
9	BANK OF MAHARASHTRA	250	6.59	3942	21.78	224	4.32	42	3.46	2220	88.42	6454	120.25
10	INDIAN BANK	17086	221.32	7908	111.79	11107	135.93	607	32.28	755	326.86	26356	692.25
11	INDIAN OVERSEAS BANK	1270	42.51	761	31.02	299	10.38	66	3.01	1181	294.45	3278	370.99
12	PUNJAB AND SIND BANK	160	2.40	229	9.57	109	1.53	4	1.53	125	18.01	518	31.50
	Total Public Sector Bank	376190	6973.15	194756	3613.30	81589	1364.10	1907	315.55	147913	6151.75	720766	17053.75
	PRIVATE BANKS												
13	AXIS BANK	5334	109.02	90870	489.06	7857	119.52	7	1.70	437	772.96	96648	1372.74
14	BANDHAN BANK	0	0.00	195348	1805.91	195348	1805.91	0	0.00	8308	97.33	203656	1903.24
15	FEDERAL BANK	1305	59.90	0	0.00	0	0.00	0	0.00	7	8.75	1312	68.65
16	HDFC BANK	1181	45.50	128544	1174.89	47619	334.66	51	25.28	1246	928.38	131022	2174.06
17	ICICI BANK	1038	74.18	28716	472.00	17245	142.36	0	0.00	269	307.57	30023	853.75
18	IDBI BANK	1468	25.26	31263	252.85	429	8.52	10	2.52	182	16.35	32923	296.99
19	INDUSIND BANK	0	0.00	316910	1499.45	255294	1215.56	0	0.00	0	0.00	316910	1499.45
20	J & K BANK	0	0.00	1	0.01	0	0.00	0	0.00	0	0.00	1	0.01
21	KARNATAKA BANK	1	0.05	0	0.00	0	0.00	0	0.00	1	0.25	2	0.30
22	KOTAK MAHINDRA BANK	0	0.00	88555	691.59	85231	518.90	1	0.03	0	0.00	88556	691.62
23	SOUTH INDIAN BANK	0	0.00	0	0.00	0	0.00	0	0.00	0	0.00	0	0.00
24	YES BANK	0	0.00	21665	114.82	21665	114.82	0	0.00	9	8.70	21674	123.52
25	KARUR VYSYA BANK	0	0.00	0	0.00	0	0.00	0	0.00	0	0.00	0	0.00
26	IDFC FIRST BANK	0	0.00	28862	178.40	28794	177.20	0	0.00	0	0.00	28862	178.40
27	RBL BANK	0	0.00	226070	1370.39	164114	936.55	0	0.00	212	12.75	226282	1383.14
	Total Private Sector Bank	10327	313.92	1156804	8049.37	823596	5374.01	69	29.53	10671	2153.04	1177871	10545.87
	Total COMM. BANKS	386517	7287.08	1351560	11662.67	905185	6738.10	1976	345.08	158584	8304.79	1898637	27599.62
	CO-OPERATIVE BANKS												
28	STATE CO-OP. BANK	66273	2479.66	1215	242.20	152	1500.53	119	1.27	9673	2524.67	77280	5247.80
	Total Cooperative Bank	66273	2479.66	1215	242.20	152	1500.53	119	1.27	9673	2524.67	77280	5247.80
	REGIONAL RURAL BANKS												
29	BIHAR GRAMIN BANK	700002	14263.27	20204	222.77	39901	435.70	15	0.87	7	0.02	720228	14486.92
	Total Region Rural Bank	700002	14263.27	20204	222.77	39901	435.70	15	0.87	7	0.02	720228	14486.92
	SMALL FINANCE BANK												
30	JANA SMALL FIN. BANK	0	0.00	29586	190.16	27816	179.59	0	0.00	0	0.00	29586	190.16
31	UJJIVAN SMALL FIN. BANK	94	0.70	113828	844.45	8477	70.28	0	0.00	0	0.00	113922	845.15
32	UTKARSH SMALL FIN. BANK	0	0.00	181575	1212.28	131030	864.17	0	0.00	0	0.00	181575	1212.28
33	ESAF SMALL FIN. BANK	0	0.00	5639	142.61	5639	142.61	0	0.00	0	0.00	5639	142.61
34	UNITY SMALL FINANCE BANK	0	0.00	16325	112.56	16325	112.56	0	0.00	13427	98.28	29752	210.84
	Total Small Financial Bank	94	0.70	346953	2502.07	189287	1369.21	0	0.00	13427	98.28	360474	2601.05
	TOTAL FOR BIHAR	1152886	24030.70	1719932	14629.71	1134525	10043.54	2110	347.22	181691	10927.76	3056619	49935.39

STATE LEVEL BANKERS' COMMITTEE, BIHAR															
CONVENOR : STATE BANK OF INDIA															
DISTRICT WISE ACP - Agriculture Disbursement FY 2025-26 AS ON 31.12.2025															
													No. in Actual and Amount in Rs.Crore		
Sr. No.	Name of District	Agriculture Disbursement													
		Farm Credit				Out of Farm Credit, total allied activities		Agri. Infrastructure		Ancillary Activities		Total Agriculture (PS)			
		Crop Loan		Term Loan		A/c	Amt	A/c	Amt	A/c	Amt	A/c	Amt	A/c	Amt
		A/c	Amt	A/c	Amt										
1	ARARIA	21508	476.71	36581	463.89	23523	284.14	48	20.83	5475	186.97	63612	1148.39		
2	ARWAL	11800	363.19	4246	40.56	2755	24.27	14	0.67	323	30.19	16383	434.61		
3	AURANGABAD	36876	695.59	21013	206.76	13113	123.28	38	4.51	1764	446.24	59691	1353.10		
4	BANKA	19038	319.91	14219	130.32	10987	92.79	26	16.15	2578	164.87	35861	631.25		
5	BEGUSARAI	50449	769.79	72338	695.35	41495	353.53	38	24.05	3384	332.68	126209	1821.87		
6	BHAGALPUR	27984	482.14	39760	439.57	17213	193.96	53	13.45	3770	218.01	71567	1153.16		
7	BHOJPUR	33987	682.19	38332	281.83	26765	172.24	45	4.03	1622	155.88	73986	1123.92		
8	BUXAR	21165	418.39	20206	165.56	12078	101.43	77	6.18	1115	127.08	42563	717.20		
9	DARBHANGA	29594	725.01	53627	438.25	37404	277.93	103	8.10	4859	259.68	88183	1431.05		
10	GAYA	56575	1238.61	119912	780.72	50580	331.57	50	10.09	6377	348.54	182914	2377.96		
11	GOPALGANJ	29950	707.06	28751	259.06	23242	172.04	15	0.28	3531	84.85	62247	1051.25		
12	JAMUI	26708	273.64	11904	108.67	7852	65.04	11	0.46	1906	101.33	40529	484.09		
13	JEHANABAD	14443	289.87	7375	111.62	2434	27.18	12	2.26	725	59.15	22555	462.90		
14	KAIMUR (BHABUA)	23809	596.70	13913	150.25	8482	69.03	21	4.24	1556	200.60	39299	951.80		
15	KATI HAR	36449	813.14	43978	452.74	37072	335.89	44	11.32	5864	259.32	86335	1536.51		
16	KHAGARIA	25240	283.34	17507	221.80	12575	125.88	37	3.10	2384	141.83	45168	650.07		
17	KISHANGANJ	16060	429.87	35929	418.41	25993	258.73	16	6.83	2460	75.48	54465	930.59		
18	LAKHISARAI	13743	210.70	9050	105.89	5942	51.01	16	2.14	1034	73.78	23843	392.51		
19	MADHEPURA	15172	323.41	24544	197.86	19431	138.69	28	4.78	6662	178.48	46406	704.54		
20	MADHUBANI	31605	833.85	27870	250.48	15612	121.94	26	4.68	5232	222.59	64733	1311.59		
21	MUNGER	13337	179.70	9199	95.39	7803	70.50	30	2.92	734	65.18	23300	343.20		
22	MUZAFFARPUR	48937	999.73	115477	945.08	70480	537.58	131	12.67	9044	558.77	173589	2516.25		
23	NALANDA	50670	606.36	19829	268.46	14521	149.83	35	9.33	1942	196.27	72476	1080.42		
24	NAWADA	38230	412.59	15807	186.07	11434	93.07	10	10.69	1256	190.81	55303	800.16		
25	PASHCHIM CHAMPARAN	45441	1005.19	39939	391.82	22780	190.30	29	3.69	3486	149.24	88895	1549.93		
26	PATNA	35857	2287.13	304224	2259.81	231182	3005.72	469	35.72	23005	3222.99	363555	7805.65		
27	PURBI CHAMPARAN	63503	1208.44	57276	484.98	27991	216.44	22	5.58	15446	624.74	136247	2323.74		
28	PURNIA	32714	680.59	34968	478.64	22481	212.35	92	43.08	7751	385.73	75525	1588.04		
29	ROHTAS	46128	741.50	20829	221.41	10767	92.74	68	9.04	2165	225.15	69190	1197.10		
30	SAHARSA	12712	286.12	16290	168.39	8204	76.79	11	2.38	5544	161.18	34557	618.07		
31	SAMASTIPUR	72408	1161.32	52500	523.13	29696	299.92	66	45.63	10121	318.41	135095	2048.48		
32	SARAN	27023	647.28	60600	493.79	42548	301.17	24	0.84	9534	203.14	97181	1345.05		
33	SHEIKHPURA	9087	142.75	6032	81.73	4198	47.96	6	1.06	366	34.97	15491	260.51		
34	SHEOHAR	5503	95.17	7551	78.56	3905	42.03	11	0.09	1619	69.17	14684	242.98		
35	SITAMARHI	25338	500.79	23475	245.14	9946	91.13	148	6.34	4892	169.78	53853	922.05		
36	SIWAN	27535	707.58	107334	658.67	85648	496.84	140	4.27	7293	267.63	142302	1638.15		
37	SUPAUL	21469	467.99	11594	123.87	7831	72.33	14	1.94	7174	102.29	40251	696.09		
38	VAISHALI	34839	967.35	175953	1005.19	128562	726.27	86	3.80	7698	314.79	218576	2291.13		
	Total	1152886	24030.70	1719932	14629.71	1134525	10043.54	2110	347.22	181691	10927.76	3056619	49935.39		

STATE LEVEL BANKERS' COMMITTEE, BIHAR
CONVENOR : STATE BANK OF INDIA
BANK WISE TOTAL Agriculture Outstanding FY 2025-26 AS ON 31.12.2025

No. in Actual and Amount in Rs.Crore

Sr. No.	Name of Bank	Agriculture Outstanding											
		Farm Credit				Out of Farm Credit, total allied activities		Agri. Infrastructure		Ancillary Activities		Total Agriculture (PS)	
		Crop Loan		Term Loan		A/c	Amt	A/c	Amt	A/c	Amt	A/c	Amt
		A/c	Amt	A/c	Amt								
LEAD BANKS													
1	STATE BANK OF INDIA	345717	3197.39	213433	1464.08	3239	114.80	8	12.63	140197	6096.47	699355	10770.57
2	BANK OF BARODA	72756	1273.70	46125	1509.64	34213	1158.17	838	91.05	6917	707.34	126636	3581.74
3	CANARA BANK	96830	1606.69	17904	250.90	13950	196.03	365	152.57	6619	626.87	121718	2637.04
4	CENTRAL BANK OF INDIA	291384	4660.15	30563	315.44	75236	2351.75	211	38.47	2326	265.99	324484	5280.05
5	PUNJAB NATIONAL BANK	292955	3263.98	83484	1852.29	26269	448.37	1638	311.81	12945	1412.45	391022	6840.52
6	UNION BANK OF INDIA	65841	725.75	28760	457.54	20422	294.37	60	34.42	2540	297.60	97201	1515.30
7	UCO BANK	161478	1379.73	16247	108.99	2074	10.01	134	85.97	399	49.60	178258	1624.29
OTHER BANKS													
8	BANK OF INDIA	106746	652.20	47296	1125.91	16840	341.50	87	43.20	40888	2044.00	195017	3865.31
9	BANK OF MAHARASHTRA	263	9.45	1267	42.95	109	5.78	18	19.24	1621	133.15	3169	204.79
10	INDIAN BANK	77633	1076.49	13548	413.86	14543	458.56	572	63.71	1998	544.71	93751	2098.77
11	INDIAN OVERSEAS BANK	3439	61.65	1402	36.91	4841	98.55	69	4.11	399	102.79	5309	205.44
12	PUNJAB AND SIND BANK	276	6.79	317	18.11	128	3.63	4	1.99	167	24.38	764	51.28
	Total Public Sector Bank	1515318	17913.97	500346	7596.62	211864	5481.53	4004	859.18	217016	12305.34	2236684	38675.10
PRIVATE BANKS													
13	AXIS BANK	5378	115.54	234985	806.34	80342	216.50	12	5.77	556	853.40	240931	1781.05
14	BANDHAN BANK	2	0.06	348636	1997.00	348635	1996.95	3	0.07	18511	156.43	367152	2153.56
15	FEDERAL BANK	13323	62.73	6	0.47	12028	14.43	2	2.45	238	11.43	13569	77.08
16	HDFC BANK	2341	78.99	515192	2107.65	281263	844.02	132	93.16	1108	845.46	518773	3125.26
17	ICICI BANK	3927	230.04	18989	523.75	6148	109.21	0	0.00	331	270.46	23247	1024.26
18	IDBI BANK	6900	79.55	83387	418.51	807	12.91	34	11.44	302	29.29	90623	538.78
19	INDUSIND BANK	0	0.00	1759867	4087.23	1408326	3309.25	0	0.00	0	0.00	1759867	4087.23
20	J & K BANK	1	0.00	1	0.00	0	0.00	0	0.00	0	0.00	2	0.00
21	KARNATAKA BANK	0	0.00	0	0.00	0	0.00	1	0.15	1	0.25	2	0.40
22	KOTAK MAHINDRA BANK	529	0.21	270765	1181.32	256597	694.93	1	0.04	0	0.00	271295	1181.57
23	SOUTH INDIAN BANK	0	0.00	0	0.00	0	0.00	0	0.00	0	0.00	0	0.00
24	YES BANK	0	0.00	73024	206.91	73024	206.91	0	0.00	13	9.21	73037	216.12
25	KARUR VYSYA BANK	0	0.00	0	0.00	0	0.00	0	0.00	0	0.00	0	0.00
26	IDFC FIRST BANK	0	0.00	103219	284.12	101122	272.01	0	0.00	0	0.00	103219	284.12
27	RBL BANK	0	0.00	692705	2052.09	469704	1322.01	0	0.00	2137	76.00	694842	2128.10
	Total Private Sector Bank	32401	567.11	4100776	13665.40	3037996	8999.13	185	113.08	23197	2251.93	4156559	16597.52
	Total COMM. BANKS	1547719	18481.08	4601122	21262.01	3249860	14480.66	4189	972.25	240213	14557.27	6393243	55272.62
CO-OPERATIVE BANKS													
28	STATE CO-OP. BANK	335941	2758.52	48112	273.50	152	1500.52	100	0.63	9699	3558.13	393852	6590.78
	Total Cooperative Bank	335941	2758.52	48112	273.50	152	1500.52	100	0.63	9699	3558.13	393852	6590.78
REGIONAL RURAL BANKS													
29	BIHAR GRAMIN BANK	2122912	23863.76	94229	554.09	128576	548.61	95	5.83	208	1.19	2217444	24424.88
	Total Region Rural Bank	2122912	23863.76	94229	554.09	128576	548.61	95	5.83	208	1.19	2217444	24424.88
SMALL FINANCE BANK													
30	JANA SMALL FIN. BANK	0	0.00	141341	431.86	129081	401.51	0	0.00	0	0.00	141341	431.86
31	UJJIVAN SMALL FIN. BANK	195	0.96	286099	1211.41	18816	95.42	0	0.00	0	0.00	286294	1212.37
32	UTKARSH SMALL FIN. BANK	0	0.00	648882	2351.56	507677	1851.20	0	0.00	0	0.00	648882	2351.56
33	ESAF SMALL FIN. BANK	0	0.00	23246	106.77	23246	106.77	0	0.00	0	0.00	23246	106.77
34	UNITY SMALL FINANCE BANK	0	0.00	102293	300.11	102293	300.11	0	0.00	18778	108.96	121071	409.07
	Total Small Financial Bank	195	0.96	1201861	4401.70	781113	2755.01	0	0.00	18778	108.96	1220834	4511.62
	TOTAL FOR BIHAR	4006767	45104.33	5945324	26491.31	4159701	19284.80	4384	978.70	268898	18225.55	10225373	90799.90

STATE LEVEL BANKERS' COMMITTEE, BIHAR															
CONVENOR : STATE BANK OF INDIA															
DISTRICT WISE Agriculture Outstanding FY 2025-26 AS ON 31.12.2025															
													No. in Actual and Amount in Rs.Crore		
Sr. No.	Name of District	Agriculture Outstanding													
		Farm Credit				Out of Farm Credit, total allied activities		Agri. Infrastructure		Ancillary Activities		Total Agriculture (PS)			
		Crop Loan		Term Loan		A/c	Amt	A/c	Amt	A/c	Amt	A/c	Amt	A/c	Amt
		A/c	Amt	A/c	Amt										
1	ARARIA	98752	1107.46	103940	599.05	68759	454.48	82	33.45	8590	388.99	211364	2128.95		
2	ARWAL	26016	315.84	11300	84.73	7008	37.81	25	8.91	695	37.39	38036	446.88		
3	AURANGABAD	101879	1036.63	70098	487.20	37780	197.25	92	15.50	3101	427.00	175170	1966.33		
4	BANKA	80447	705.04	51453	255.95	40864	191.99	70	25.75	4024	230.79	135994	1217.53		
5	BEGUSARAI	171835	1565.30	255924	1182.96	158144	635.03	91	62.22	5422	483.57	433272	3294.04		
6	BHAGALPUR	105568	988.16	102681	673.31	49610	301.67	117	26.04	5814	288.96	214180	1976.47		
7	BHOJPUR	91973	843.15	147721	575.09	106991	344.33	134	21.24	2963	305.07	242791	1744.55		
8	BUXAR	79962	748.98	54257	290.15	32340	171.30	111	9.78	2365	259.93	136695	1308.84		
9	DARBHANGA	90029	1097.60	157188	708.57	124892	536.61	131	14.27	7283	433.45	254631	2253.89		
10	GAYA	137029	1490.02	461838	1729.24	216481	792.22	235	14.23	8876	672.00	607978	3905.49		
11	GOPALGANJ	131541	1564.12	82050	416.90	73366	447.35	26	0.46	5131	186.85	218748	2168.33		
12	JAMUI	101994	828.62	32011	180.40	22765	112.36	16	2.63	2675	209.82	136696	1221.46		
13	JEHANABAD	35349	444.04	19455	229.00	6802	59.44	29	2.49	1395	105.13	56228	780.67		
14	KAIMUR (BHABUA)	73749	812.18	36498	261.93	23210	112.62	45	11.98	2399	415.96	112691	1502.05		
15	KATIHAR	109523	1676.60	121577	706.23	108320	881.51	108	33.89	8731	462.50	239939	2879.22		
16	KHAGARIA	106647	844.83	51246	389.23	40505	230.98	44	15.56	3192	164.33	161129	1413.95		
17	KISHANGANJ	72124	854.67	73823	460.42	51329	391.66	29	48.07	5138	281.19	151114	1644.35		
18	LAKHISARAI	54592	472.39	23931	165.25	17134	85.89	32	3.37	1631	103.90	80186	744.92		
19	MADHEPURA	55900	734.08	103096	398.54	88669	326.05	78	10.99	9200	445.44	168274	1589.05		
20	MADHUBANI	135810	1580.63	149252	612.54	66429	252.15	98	12.71	9381	399.14	294541	2605.02		
21	MUNGER	56688	449.13	26026	151.45	21390	110.09	40	7.27	1457	118.87	84211	726.72		
22	MUZAFFARPUR	204115	2157.68	352402	1646.26	230913	1082.14	373	44.39	13142	1007.23	570032	4855.57		
23	NALANDA	114205	1128.58	60839	642.44	43754	273.74	91	17.30	2832	256.06	177967	2044.38		
24	NAWADA	105528	961.06	46460	396.51	31521	158.10	72	9.57	2292	185.26	154352	1552.39		
25	PASHCHIM CHAMPARAN	169585	1865.50	120386	630.02	84305	448.54	62	14.09	5142	339.12	295175	2848.73		
26	PATNA	110008	3263.61	1039577	3937.15	800920	4113.18	636	157.81	35813	4218.01	1186034	11576.58		
27	PURBI CHAMPARAN	252777	2659.53	155828	854.06	103752	782.24	43	17.24	19340	1129.62	427988	4660.45		
28	PURNIA	131951	1510.21	105015	647.37	70864	432.01	401	133.71	13087	828.37	250454	3119.66		
29	ROHTAS	123241	1312.91	60025	388.68	34975	166.82	213	39.63	3980	562.67	187459	2303.90		
30	SAHARSA	64414	760.62	52177	308.22	29496	125.58	30	5.80	7646	416.58	124267	1491.23		
31	SAMASTIPUR	214943	1992.02	144091	884.49	91880	583.91	164	96.46	9493	461.96	368691	3434.93		
32	SARAN	103851	1391.65	161941	775.08	125910	605.42	48	3.89	13588	531.50	279428	2702.12		
33	SHEIKHPURA	35943	354.89	15479	126.38	12759	95.85	11	1.15	626	54.79	52059	537.21		
34	SHEOHAR	25761	249.85	17223	202.98	7253	117.08	12	0.76	2109	78.06	45105	531.65		
35	SITAMARHI	107216	1224.37	68083	521.36	29909	299.52	194	14.93	7883	316.97	183376	2077.62		
36	SIWAN	98995	1405.11	445159	1354.31	356671	1203.45	235	16.54	10877	560.38	555266	3336.33		
37	SUPAUL	87724	986.57	38296	243.67	31180	191.96	33	3.44	10307	341.24	136360	1574.92		
38	VAISHALI	139103	1720.67	926978	2374.19	710851	1932.47	133	21.17	11278	517.45	1077492	4633.49		
	Total	4006767	45104.33	5945324	26491.31	4159701	19284.80	4384	978.70	268898	18225.55	10225373	90799.90		

STATE LEVEL BANKERS' COMMITTEE, BIHAR

CONVENOR : STATE BANK OF INDIA

BANK WISE TOTAL Agriculture NPA Outstanding FY 2025-26 AS ON 31.12.2025

No. in Actual and Amount in Rs.Crore

Sr. No.	Name of Bank	Agriculture NPA Outstanding											
		Farm Credit				Out of Farm Credit, total allied activities		Agri. Infrastructure		Ancillary Activities		Total Agriculture (PS)	
		Crop Loan		Term Loan		A/c	Amt	A/c	Amt	A/c	Amt	A/c	Amt
		A/c	Amt	A/c	Amt								
	LEAD BANKS												
1	STATE BANK OF INDIA	172448	1251.78	32594	104.03	1504	16.70	1	0.00	2962	84.34	208005	1440.15
2	BANK OF BARODA	20724	185.66	2511	45.82	1827	31.17	41	2.84	694	54.78	23970	289.10
3	CANARA BANK	30317	276.35	5402	53.94	119	3.21	50	1.09	515	56.99	36284	388.37
4	CENTRAL BANK OF INDIA	175597	1294.51	27947	178.52	6157	67.81	146	3.72	585	45.03	204275	1521.78
5	PUNJAB NATIONAL BANK	186534	1516.84	33395	285.89	9164	80.06	452	29.31	1937	44.93	222318	1876.96
6	UNION BANK OF INDIA	24542	212.44	5795	67.03	3747	45.25	6	1.18	437	66.79	30780	347.43
7	UCO BANK	78204	479.62	13763	71.89	2048	9.98	31	0.39	64	2.55	92062	554.45
	OTHER BANKS												
8	BANK OF INDIA	66762	383.13	6223	38.90	3076	22.83	17	0.10	886	53.01	73888	475.14
9	BANK OF MAHARASHTRA	42	0.46	26	0.34	4	0.02	0	0.00	94	2.16	162	2.96
10	INDIAN BANK	53682	496.41	3397	53.36	2102	30.30	25	4.55	422	46.04	57526	600.36
11	INDIAN OVERSEAS BANK	1635	16.99	143	3.04	1778	20.04	0	0.00	43	1.01	1821	21.05
12	PUNJAB AND SIND BANK	34	2.46	23	1.68	13	1.50	0	0.00	16	2.48	73	6.63
	Total Public Sector Bank	810521	6116.65	131219	904.42	31539	328.87	769	43.18	8655	460.12	951164	7524.38
	PRIVATE BANKS												
13	AXIS BANK	503	7.37	55452	127.35	40936	74.03	0	0.00	35	46.23	55990	180.95
14	BANDHAN BANK	0	0.00	31871	111.22	31871	111.22	1	0.06	2347	15.38	34219	126.65
15	FEDERAL BANK	6828	10.53	1	0.09	6818	10.38	0	0.00	99	0.52	6928	11.14
16	HDFC BANK	526	18.94	64565	160.28	42761	97.92	3	0.86	25	31.99	65119	212.06
17	ICICI BANK	1431	61.42	1319	25.07	962	10.92	0	0.00	5	4.85	2755	91.34
18	IDBI BANK	3940	33.40	297	7.43	223	1.37	1	0.04	50	1.77	4288	42.65
19	INDUSIND BANK	0	0.00	610553	1241.65	487386	1017.23	0	0.00	0	0.00	610553	1241.65
20	J & K BANK	0	0.00	0	0.00	0	0.00	0	0.00	0	0.00	0	0.00
21	KARNATAKA BANK	0	0.00	0	0.00	0	0.00	0	0.00	0	0.00	0	0.00
22	KOTAK MAHINDRA BANK	36	0.11	63432	177.92	60676	128.86	0	0.00	0	0.00	63468	178.03
23	SOUTH INDIAN BANK	0	0.00	0	0.00	0	0.00	0	0.00	0	0.00	0	0.00
24	YES BANK	0	0.00	8120	17.45	8120	17.45	0	0.00	0	0.00	8120	17.45
25	KARUR VYSYA BANK	0	0.00	0	0.00	0	0.00	0	0.00	0	0.00	0	0.00
26	IDFC FIRST BANK	0	0.00	11322	20.41	11164	19.87	0	0.00	0	0.00	11322	20.41
27	RBL BANK	0	0.00	113124	194.07	72261	124.50	0	0.00	94	3.07	113218	197.15
	Total Private Sector Bank	13264	131.78	960056	2082.94	763178	1613.77	5	0.96	2655	103.82	975980	2319.49
	Total COMM. BANKS	823785	6248.43	1091275	2987.37	794717	1942.64	774	44.14	11310	563.94	1927144	9843.87
	CO-OPERATIVE BANKS												
28	STATE CO-OP. BANK	143124	533.69	396	13.27	0	0.00	0	0.00	1708	329.14	145228	876.10
	Total Cooperative Bank	143124	533.69	396	13.27	0	0.00	0	0.00	1708	329.14	145228	876.10
	REGIONAL RURAL BANKS												
29	BIHAR GRAMIN BANK	533546	5051.49	85297	149.86	32841	78.63	83	2.24	80	1.14	619006	5204.72
	Total Region Rural Bank	533546	5051.49	85297	149.86	32841	78.63	83	2.24	80	1.14	619006	5204.72
	SMALL FINANCE BANK												
30	JANA SMALL FIN. BANK	0	0.00	32554	67.81	28618	59.83	0	0.00	0	0.00	32554	67.81
31	UJJIVAN SMALL FIN. BANK	0	0.00	13598	20.60	1255	1.96	0	0.00	0	0.00	13598	20.60
32	UTKARSH SMALL FIN. BANK	0	0.00	131143	439.68	91150	301.27	0	0.00	0	0.00	131143	439.68
33	ESAF SMALL FIN. BANK	0	0.00	7793	15.01	7793	15.01	0	0.00	0	0.00	7793	15.01
34	UNITY SMALL FINANCE BANK	0	0.00	20724	51.47	20724	51.47	0	0.00	435	1.38	21159	52.85
	Total Small Financial Bank	0	0.00	205812	594.58	149540	429.54	0	0.00	435	1.38	206247	595.96
	TOTAL FOR BIHAR	1500455	11833.60	1382780	3745.08	977098	2450.81	857	46.38	13533	895.59	2897625	16520.65

STATE LEVEL BANKERS' COMMITTEE, BIHAR													
CONVENOR : STATE BANK OF INDIA													
DISTRICT WISE ACP - Agriculture NPA Outstanding FY 2025-26 AS ON 31.12.2025													
No. in Actual and Amount in Rs.Crore													
Sr. No.	Name of District	Agriculture NPA Outstanding											
		Farm Credit				Out of Farm Credit, total allied activities		Agri. Infrastructure		Ancillary Activities		Total Agriculture (PS)	
		Crop Loan		Term Loan		A/c	Amt	A/c	Amt	A/c	Amt	A/c	Amt
		A/c	Amt	A/c	Amt								
1	ARARIA	37969	292.62	54707	138.06	38060	88.72	8	0.15	267	3.91	92951	434.74
2	ARWAL	11081	66.96	5152	16.33	2901	9.40	3	0.13	300	29.34	16536	112.76
3	AURANGABAD	50916	399.21	24239	69.49	16081	41.71	26	0.26	210	24.21	75391	493.18
4	BANKA	39103	211.39	26016	74.24	20994	50.26	37	0.35	237	8.84	65393	294.82
5	BEGUSARAI	52048	371.70	78562	193.06	60640	136.58	13	0.26	404	9.20	131027	574.21
6	BHAGALPUR	38697	245.90	27290	85.50	19582	55.19	16	0.41	361	12.10	66364	343.92
7	BHOJPUR	38585	268.00	17259	55.46	11696	35.64	11	0.58	167	3.97	56022	328.02
8	BUXAR	40531	335.69	17249	52.72	9918	31.07	28	0.52	212	4.48	58020	393.40
9	DARBHANGA	14954	115.64	58590	136.03	47752	105.16	8	0.23	239	8.08	73791	259.97
10	GAYA	60218	436.83	68469	173.16	27758	73.88	143	1.18	1153	169.24	129983	780.41
11	GOPALGANJ	42523	333.18	28556	82.10	21424	56.14	5	0.20	258	7.53	71342	423.01
12	JAMUI	46661	311.26	14575	46.78	10900	31.96	0	0.00	113	1.95	61349	359.99
13	JEHANABAD	16377	122.77	9322	44.15	5900	16.82	6	0.03	347	41.31	26052	208.25
14	KAIMUR (BHABUA)	36822	327.97	10014	37.71	4862	15.97	8	0.31	189	29.91	47033	395.91
15	KATI HAR	36610	306.61	44444	120.08	36201	85.91	20	0.23	233	8.37	81307	435.29
16	KHAGARIA	27348	210.46	30733	86.20	25136	64.90	1	0.01	201	3.30	58283	299.97
17	KISHANGANJ	26576	229.08	13317	31.85	7811	21.61	6	0.06	202	3.35	40101	264.33
18	LAKHISARAI	27901	186.31	8619	28.82	5996	15.66	2	0.01	66	1.96	36588	217.10
19	MADHEPURA	21039	211.92	45664	111.64	34440	77.22	13	0.61	303	18.60	67019	342.78
20	MADHUBANI	29169	212.89	67141	158.58	50970	107.00	34	0.41	327	5.09	96671	376.97
21	MUNGER	24767	143.78	11753	33.69	9422	24.76	6	0.06	156	6.13	36682	183.66
22	MUZAFFARPUR	71549	482.92	110350	260.42	80367	179.34	36	11.38	819	23.42	182754	778.15
23	NALANDA	53283	376.48	20965	75.05	14680	50.11	14	0.25	227	6.92	74489	458.70
24	NAWADA	40839	269.54	25415	77.73	16961	41.71	26	0.22	267	7.64	66547	355.13
25	PASHCHIM CHAMPARAN	45557	390.21	25055	78.95	15124	51.55	6	0.54	196	6.19	70814	475.88
26	PATNA	55863	680.21	142013	367.61	104256	252.68	47	8.43	1756	261.82	199679	1318.08
27	PURBI CHAMPARAN	80856	694.05	26036	86.79	16961	68.46	4	0.05	439	24.07	107335	804.97
28	PURNIA	51526	439.78	23531	77.27	13011	40.09	79	0.43	504	23.40	75640	540.88
29	ROHTAS	57771	577.19	37397	100.79	25379	64.78	76	13.57	417	42.24	95661	733.80
30	SAHARSA	25200	239.43	24577	56.82	18814	38.32	6	0.39	308	6.90	50091	303.54
31	SAMASTIPUR	74452	501.08	74962	194.21	54862	137.38	16	0.82	395	10.10	149825	706.21
32	SARAN	37972	323.22	40265	133.80	29794	80.57	26	0.32	448	12.23	78711	469.57
33	SHEIKHPURA	13476	91.31	5052	16.92	3943	10.65	0	0.00	48	2.34	18576	110.57
34	SHEOHAR	10999	82.81	6399	18.25	4153	11.82	3	0.14	75	2.07	17476	103.27
35	SITAMARHI	41251	340.24	45927	120.90	30485	72.05	4	0.12	260	9.69	87442	470.95
36	SIWAN	30897	282.34	34026	91.98	24390	61.55	47	2.29	315	40.50	65285	417.12
37	SUPAUL	35679	305.89	20427	54.88	15224	37.43	10	0.30	552	4.87	56668	365.94
38	VAISHALI	53390	416.71	58712	157.04	40250	106.77	63	1.13	562	10.30	112727	585.19
	Total	1500455	11833.60	1382780	3745.08	977098	2450.81	857	46.38	13533	895.59	2897625	16520.65

STATE LEVEL BANKERS' COMMITTEE BIHAR																			
CONVENOR : STATE BANK OF INDIA																			
BANK WISE KCC PROGRESS REPORT DURING THE FINANCIAL YEAR 2025 - 26 AS ON 31.12.2025																			
																		(No. in Actual & Amount In Rs. Crore)	
SL.NO	Bank Name	KCC NEW						KCC RENEW						TOTAL KCC (NEW+RENEW)					
		TARGET		DISBURSED		% ACHIEVEMENT		TARGET		DISBURSED		% ACHIEVEMENT		TARGET		DISBURSED		% ACHIEVEMENT	
		NO.	AMT	NO.	AMT	NO.	AMT	NO.	AMT	NO.	AMT	NO.	AMT	NO.	AMT	NO.	AMT	NO.	AMT
	LEAD BANKS																		
1	STATE BANK OF INDIA	90589	1268	15817	121.85	17.46	9.61	182231	2551	59606	1224.46	32.71	48.00	272820	3819.00	75423	1346.31	27.65	35.25
2	BANK OF BARODA	28163	394	614	9.74	2.18	2.47	35160	492	14409	358.13	40.98	72.79	63323	886.00	15023	367.87	23.72	41.52
3	CANARA BANK	29732	416	3894	47.01	13.10	11.30	42154	590	4427	55.10	10.50	9.34	71886	1006.00	8321	102.11	11.58	10.15
4	CENTRAL BANK OF INDIA	38449	538	60	0.43	0.16	0.08	115371	1615	15213	119.25	13.19	7.38	153820	2153.00	15273	119.68	9.93	5.56
5	PUNJAB NATIONAL BANK	63444	888	1176	75.76	1.85	8.53	108946	1525	9275	489.43	8.51	32.09	172390	2413.00	10451	565.19	6.06	23.42
6	UNION BANK OF INDIA	21592	302	999	20.61	4.63	6.82	43523	609	35900	442.96	82.49	72.74	65115	911.00	36899	463.57	56.67	50.89
7	UCO BANK	21808	305	1237	10.05	5.67	3.30	56307	788	3199	28.20	5.68	3.58	78115	1093.00	4436	38.25	5.68	3.50
	OTHER BANKS																		
8	BANK OF INDIA	32088	449	962	8.60	3.00	1.92	38949	545	23227	116.40	59.63	21.36	71037	994.00	24189	125.00	34.05	12.58
9	BANK OF MAHARASHTRA	5380	75	33	0.55	0.61	0.73	72	1	5	0.23	6.94	23.00	5452	76.00	38	0.78	0.70	1.03
10	INDIAN BANK	27233	381	20	0.18	0.07	0.05	46801	655	5765	36.83	12.32	5.62	74034	1036.00	5785	37.01	7.81	3.57
11	INDIAN OVERSEAS BANK	5589	78	178	2.67	3.18	3.42	2444	34	234	3.70	9.57	10.88	8033	112.00	412	6.37	5.13	5.69
12	PUNJAB AND SIND BANK	1651	23	13	0.16	0.79	0.70	216	3	0	0.00	0.00	0.00	1867	26.00	13	0.16	0.70	0.62
	TOTAL PUBLIC SECTOR BANKS	365718	5117	25003	297.61	6.84	5.82	672174	9408	171260	2874.69	25.48	30.56	1037892	14525.00	196263	3172.30	18.91	21.84
	PRIVATE BANKS																		
13	AXIS BANK	14021	196	5971	221.64	42.59	113.08	72372	1013	10855	416.45	15.00	41.11	86393	1209.00	16826	638.09	19.48	52.78
14	BANDHAN BANK	60874	852	0	0.00	0.00	0.00	0	0	0	0.00	0.00	0.00	60874	852.00	0	0.00	0.00	0.00
15	FEDERAL BANK	1004	14	60	0.36	5.98	2.57	72	1	31	0.18	43.06	18.00	1076	15.00	91	0.54	8.46	3.60
16	HDFC BANK	18592	260	52	1.25	0.28	0.48	159946	2239	109710	845.63	68.59	37.77	178538	2499.00	109762	846.88	61.48	33.89
17	ICICI BANK	15519	217	0	0.00	0.00	0.00	11303	158	1386	31.96	12.26	20.23	26822	375.00	1386	31.96	5.17	8.52
18	IDBI BANK	6879	96	15	0.36	0.22	0.38	2807	39	412	2.95	14.68	7.56	9686	135.00	427	3.31	4.41	2.45
19	INDUSIND BANK	5227	73	0	0.00	0.00	0.00	0	0	0	0.00	0.00	0.00	5227	73.00	0	0.00	0.00	0.00
20	J & K BANK	72	1	0	0.00	0.00	0.00	0	0	0	0.00	0.00	0.00	72	1.00	0	0.00	0.00	0.00
21	KARNATAKA BANK	72	1	0	0.00	0.00	0.00	0	0	1	0.05	0.00	0.00	72	1.00	1	0.05	0.00	0.00
22	KOTAK MAHINDRA BANK	2364	33	0	0.00	0.00	0.00	0	0	0	0.00	0.00	0.00	2364	33.00	0	0.00	0.00	0.00
23	SOUTH INDIAN BANK	72	1	0	0.00	0.00	0.00	0	0	0	0.00	0.00	0.00	72	1.00	0	0.00	0.00	0.00
24	YES BANK	573	8	0	0.00	0.00	0.00	0	0	0	0.00	0.00	0.00	573	8.00	0	0.00	0.00	0.00
25	KARUR VYSYA BANK	72	1	0	0.00	0.00	0.00	0	0	0	0.00	0.00	0.00	72	1.00	0	0.00	0.00	0.00
26	IDFC FIRST BANK	1075	15	0	0.00	0.00	0.00	0	0	0	0.00	0.00	0.00	1075	15.00	0	0.00	0.00	0.00
27	RBL BANK	502	7	0	0.00	0.00	0.00	0	0	0	0.00	0.00	0.00	502	7.00	0	0.00	0.00	0.00
	TOTAL PRIVATE SECTOR BANKS	126918	1775	6098	223.61	4.80	12.60	246500	3450	122395	1297.22	49.65	37.60	373418	5225.00	128493	1520.83	34.41	29.11
	Total COMM. BANKS	492636	6892	31101	521.22	6.31	7.56	918674	12858	293655	4171.91	31.97	32.45	1411310	19750.00	324756	4693.13	23.01	23.76
	CO-OPERATIVE BANKS																		
28	STATE CO-OP. BANK	27375	383	2570	15.17	9.39	3.96	54662	765	35947	126.53	65.76	16.54	82037	1148.00	38517	141.70	46.95	12.34
	TOTAL CO-OPERATIVE BANKS	27375	383	2570	15.17	9.39	3.96	54662	765	35947	126.53	65.76	16.54	82037	1148.00	38517	141.70	46.95	12.34
	REGIONAL RURAL BANKS																		
29	BIHAR GRAMIN BANK	188228	2635	49463	385.23	26.28	14.62	955520	13377	509827	6228.29	53.36	46.56	1143748	16012.00	559290	6613.52	48.90	41.30
	TOTAL REGIONAL RURAL BANKS	188228	2635	49463	385.23	26.28	14.62	955520	13377	509827	6228.29	53.36	46.56	1143748	16012.00	559290	6613.52	48.90	41.30
	SMALL FINANCE BANK																		
30	JANA SMALL FIN. BANK	1936	27	0	0.00	0.00	0.00	0	0	0	0.00	0.00	0.00	1936	27.00	0	0.00	0.00	0.00
31	UJIVAN SMALL FIN. BANK	4800	67	0	0.00	0.00	0.00	0	0	0	0.00	0.00	0.00	4800	67.00	0	0.00	0.00	0.00
32	UTKARSH SMALL FIN. BANK	24729	346	0	0.00	0.00	0.00	0	0	0	0.00	0.00	0.00	24729	346.00	0	0.00	0.00	0.00
33	ESAF SMALL FIN. BANK	1151	16	0	0.00	0.00	0.00	0	0	0	0.00	0.00	0.00	1151	16.00	0	0.00	0.00	0.00
34	UNITY SMALL FINANCE BANK	2436	34	0	0.00	0.00	0.00	0	0	0	0.00	0.00	0.00	2436	34.00	0	0.00	0.00	0.00
	TOTAL SMALL FINANCE BANK	35052	490	0	0.00	0.00	0.00	0	0	0	0.00	0.00	0.00	35052	490.00	0	0.00	0.00	0.00
	GRAND TOTAL	743291	10400	83134	921.62	11.18	8.86	1928856	27000	839429	10526.73	43.52	38.99	2672147	37400.00	922563	11448.35	34.53	30.61

STATE LEVEL BANKERS' COMMITTEE BIHAR

CONVENOR : STATE BANK OF INDIA

DISTRICT WISE KCC PROGRESS REPORT DURING THE FINANCIAL YEAR 2025 -26 AS ON 31.12.2025

(Amount In Rs. Crore)

SL.NO.	DISTRICT NAME	KCC NEW						KCC RENEW						TOTAL KCC (NEW+RENEW)					
		TARGET		DISBURSED		% ACHIEVEMENT		TARGET		DISBURSED		% ACHIEVEMENT		TARGET		DISBURSED		% ACHIEVEMENT	
		NO.	AMT	NO.	AMT	NO.	AMT	NO.	AMT	NO.	AMT	NO.	AMT	NO.	AMT	NO.	AMT	NO.	AMT
1	Araria	15512	217	1603	25.27	10.33	11.65	32508	455	23598	367.52	72.59	80.77	48020	672	25201	392.79	52.48	58.45
2	Arwal	5797	81	476	3.98	8.21	4.91	17222	241	2927	16.02	17.00	6.65	23019	322	3403	20.00	14.78	6.21
3	Aurangabad	18653	261	2269	19.63	12.16	7.52	53508	749	10175	102.67	19.02	13.71	72161	1010	12444	122.30	17.24	12.11
4	Banka	12367	173	2302	17.91	18.61	10.35	27720	388	7185	51.51	25.92	13.28	40087	561	9487	69.42	23.67	12.37
5	Begusarai	21228	297	2029	14.96	9.56	5.04	52150	730	33613	262.55	64.45	35.97	73378	1027	35642	277.51	48.57	27.02
6	Bhagalpur	26656	373	3987	44.84	14.96	12.02	61722	864	14531	163.27	23.54	18.90	88378	1237	18518	208.11	20.95	16.82
7	Bhojpur	22371	313	2414	23.04	10.79	7.36	68293	956	9812	81.50	14.37	8.53	90664	1269	12226	104.54	13.48	8.24
8	Buxar	14439	202	2980	29.72	20.64	14.71	39723	556	8359	93.06	21.04	16.74	54162	758	11339	122.78	20.94	16.20
9	Darbhanga	23300	326	658	8.72	2.82	2.67	68793	963	35446	359.33	51.53	37.31	92093	1289	36104	368.05	39.20	28.55
10	Gaya	30299	424	5839	55.28	19.27	13.04	79436	1112	15001	126.79	18.88	11.40	109735	1536	20840	182.07	18.99	11.85
11	Gopalganj	18083	253	1569	12.23	8.68	4.83	50151	702	30917	386.18	61.65	55.01	68234	955	32486	398.41	47.61	41.72
12	Jamui	11866	166	4298	29.17	36.22	17.57	33578	470	13711	96.72	40.83	20.58	45444	636	18009	125.89	39.63	19.79
13	Jehanabad	8869	124	560	6.28	6.31	5.06	25008	350	3950	53.23	15.79	15.21	33877	474	4510	59.51	13.31	12.55
14	Kaimur	11866	166	2387	36.77	20.12	22.15	31150	436	9183	151.26	29.48	34.69	43016	602	11570	188.03	26.90	31.23
15	Katihar	17582	246	1192	22.22	6.78	9.03	38292	536	28773	430.37	75.14	80.29	55874	782	29965	452.59	53.63	57.88
16	Khagaria	10795	151	1738	17.77	16.10	11.77	27650	387	16927	141.35	61.22	36.52	38445	538	18665	159.12	48.55	29.58
17	Kishanganj	10225	143	853	9.64	8.34	6.74	21363	299	22090	268.43	103.40	89.78	31588	442	22943	278.07	72.63	62.91
18	Lakhisarai	8296	116	1556	12.93	18.76	11.15	22579	316	4438	42.95	19.66	13.59	30875	432	5994	55.88	19.41	12.94
19	Madhepura	11153	156	828	11.58	7.42	7.42	30722	430	17520	290.50	57.03	67.56	41875	586	18348	302.08	43.82	51.55
20	Madhubani	26084	365	1205	10.17	4.62	2.79	80937	1133	44828	502.46	55.39	44.35	107021	1498	46033	512.63	43.01	34.22
21	Munger	13010	182	2624	21.13	20.17	11.61	35436	496	5823	41.63	16.43	8.39	48446	678	8447	62.76	17.44	9.26
22	Muzaffarpur	37369	523	2678	41.03	7.17	7.85	91863	1286	56433	726.84	61.43	56.52	129232	1809	59111	767.87	45.74	42.45
23	Nalanda	23511	329	2569	25.45	10.93	7.74	72722	1018	11016	105.92	15.15	10.40	96233	1347	13585	131.37	14.12	9.75
24	Nawada	14440	202	3196	31.71	22.13	15.70	40509	567	7833	74.23	19.34	13.09	54949	769	11029	105.94	20.07	13.78
25	Pashchim Champaran	22155	310	3591	31.43	16.21	10.14	58292	816	58090	798.25	99.65	97.82	80447	1126	61681	829.68	76.67	73.68
26	Patna	87373	1223	1519	61.52	1.74	5.03	188150	2634	10271	208.54	5.46	7.92	275523	3857	11790	270.06	4.28	7.00
27	Purbi Champaran	27583	386	1994	23.91	7.23	6.19	74364	1041	59641	834.76	80.20	80.19	101947	1427	61635	858.67	60.46	60.17
28	Purnea	21726	304	2472	40.50	11.38	13.32	50008	700	39822	683.39	79.63	97.63	71734	1004	42294	723.89	58.96	72.10
29	Rohtas	23010	322	5052	49.32	21.96	15.32	61722	864	13695	196.75	22.19	22.77	84732	1186	18747	246.07	22.13	20.75
30	Saharsa	9369	131	1346	19.00	14.37	14.50	23007	322	18612	296.05	80.90	91.94	32376	453	19958	315.05	61.64	69.55
31	Samastipur	27726	388	6190	53.24	22.33	13.72	73793	1033	44894	373.53	60.84	36.16	101519	1421	51084	426.77	50.32	30.03
32	Saran	24868	348	1758	15.75	7.07	4.53	67651	947	28000	363.47	41.39	38.38	92519	1295	29758	379.22	32.16	29.28
33	Sheikhpura	6011	84	599	8.14	9.97	9.69	17722	248	5189	44.14	29.28	17.80	23733	332	5788	52.28	24.39	15.75
34	Sheohar	4154	58	369	7.33	8.88	12.64	11508	161	7214	104.29	62.69	64.78	15662	219	7583	111.62	48.42	50.97
35	Sitamarhi	15797	221	821	12.80	5.20	5.79	41579	582	28232	376.03	67.90	64.61	57376	803	29053	388.83	50.64	48.42
36	Siwan	23942	335	1240	9.95	5.18	2.97	64794	907	33110	484.76	51.10	53.45	88736	1242	34350	494.71	38.71	39.83
37	Supaul	11582	162	1840	16.94	15.89	10.46	29294	410	25182	405.44	85.96	98.89	40876	572	27022	422.38	66.11	73.84
38	Vaishali	24224	339	2533	40.36	10.46	11.91	63937	895	33388	421.04	52.22	47.04	88161	1234	35921	461.40	40.74	37.39
Grand Total		743291	10400	83134	921.62	11.18	8.86	1928856	27000	839429	10526.73	43.52	38.99	2672147	37400	922563	11448.35	34.53	30.61

STATE LEVEL BANKERS' COMMITTEE, BIHAR									
CONVENOR : STATE BANK OF INDIA									
BANK WISE KISAN CREDIT CARD (KCC) OUTSTANDING , NPA & RUPAY CARD FY 2025-26 AS ON 31.12.2025									
No. in Actual and Amount in Rs.Crore									
S.N.	Name of Bank	KCC OUTSTANDING AS ON 31.12.2025		KCC NPA AS ON 31.12.2025		% AGE NPA		KCC RUPAY CARD ISSUED	KCC RUPAY CARD ACTIVATED
		NO.	AMT.	NO.	AMT.	NO.	AMT.	NO.	NO.
	LEAD BANKS								
1	STATE BANK OF INDIA	349445	2690.35	162814	1190.38	46.59	44.25	230445	63633
2	BANK OF BARODA	53755	522.08	21010	188.61	39.08	36.13	0	0
3	CANARA BANK	68217	640.68	28752	263.46	42.15	41.12	7917	7917
4	CENTRAL BANK OF INDIA	215056	1609.81	169131	1222.26	78.65	75.93	10171	3322
5	PUNJAB NATIONAL BANK	220120	1890.05	137626	966.07	62.52	51.11	78394	12134
6	UNION BANK OF INDIA	66305	672.65	21096	179.85	31.82	26.74	20202	1388
7	UCO BANK	138286	804.95	75956	457.45	54.93	56.83	3434	3434
	OTHER BANKS								
8	BANK OF INDIA	90746	546.83	48491	257.74	53.44	47.13	23224	12554
9	BANK OF MAHARASHTRA	133	1.79	63	0.75	47.37	41.90	20	20
10	INDIAN BANK	61930	588.83	54517	512.94	88.03	87.11	21769	11647
11	INDIAN OVERSEAS BANK	3109	38.07	0	0.00	0.00	0.00	1381	409
12	PUNJAB AND SIND BANK	148	3.16	21	1.79	14.19	56.65	41	30
	Total Public Sector Bank	1267250	10009.25	719477	5241.30	56.77	52.36	396998	116488
	PRIVATE BANKS								
13	AXIS BANK	5362	112.79	503	7.35	9.38	6.52	5027	4826
14	BANDHAN BANK	0	0.00	0	0.00	0.00	0.00	0	0
15	FEDERAL BANK	68	0.95	0	0.00	0.00	0.00	0	0
16	HDFC BANK	4032	104.19	0	0.00	0.00	0.00	3587	721
17	ICICI BANK	3686	164.62	1507	50.27	40.88	30.54	3351	461
18	IDBI BANK	3667	40.25	2568	26.36	70.03	65.49	3667	3667
19	INDUSIND BANK	0	0.00	0	0.00	0.00	0.00	0	0
20	J & K BANK	1	0.00	0	0.00	0.00	0.00	0	0
21	KARNATAKA BANK	0	0.00	0	0.00	0.00	0.00	0	0
22	KOTAK MAHINDRA BANK	0	0.00	0	0.00	0.00	0.00	0	0
23	SOUTH INDIAN BANK	0	0.00	0	0.00	0.00	0.00	0	0
24	YES BANK	0	0.00	0	0.00	0.00	0.00	0	0
25	KARUR VYSYA BANK	0	0.00	0	0.00	0.00	0.00	0	0
26	IDFC FIRST BANK	0	0.00	0	0.00	0.00	0.00	0	0
27	RBL BANK	0	0.00	0	0.00	0.00	0.00	0	0
	Total Private Sector Bank	16816	422.80	4578	83.98	27.22	19.86	15632	9675
	Total COMM. BANKS	1284066	10432.05	724055	5325.28	56.39	51.05	412630	126163
	CO-OPERATIVE BANKS								
28	STATE CO-OP. BANK	358746	796.32	166878	324.35	46.52	40.73	24147	5710
	Total Cooperative Bank	358746	796.32	166878	324.35	46.52	40.73	24147	5710
	REGIONAL RURAL BANKS								
29	BIHAR GRAMIN BANK	1546748	13367.28	519008	4635.60	33.55	34.68	114350	114350
	Total Region Rural Bank	1546748	13367.28	519008	4635.60	33.55	34.68	114350	114350
	SMALL FINANCE BANK								
30	JANA SMALL FIN. BANK	0	0.00	0	0.00	0.00	0.00	0	0
31	UJJIVAN SMALL FIN. BANK	0	0.00	0	0.00	0.00	0.00	0	0
32	UTKARSH SMALL FIN. BANK	0	0.00	0	0.00	0.00	0.00	0	0
33	ESAF SMALL FIN. BANK	0	0.00	0	0.00	0.00	0.00	0	0
34	UNITY SMALL FINANCE BANK	0	0.00	0	0.00	0.00	0.00	0	0
	Total Small Financial Bank	0	0.00	0	0.00	0.00	0.00	0	0
	TOTAL FOR BIHAR	3189560	24595.65	1409941	10285.23	44.20	41.82	551127	246223

STATE LEVEL BANKERS' COMMITTEE, BIHAR									
CONVENOR : STATE BANK OF INDIA									
DISTRICT WISE KCC OUTSTANDING, NPA & RUPAY CARD FY 2025-26 AS ON 31.12.2025									
No. in Actual and Amount in Rs.Crore									
SR.	Name of District	KCC OUTSTANDING AS ON 31.12.2025		KCC NPA AS ON 31.12.2025		%AGE NPA		KCC RUPAY CARD ISSUED	KCC RUPAY CARD ACTIVATED
		NO.	AMT.	NO.	AMT.	NO.	AMT.	NO.	NO.
1	ARARIA	65393	686.85	28171	252.99	43.08	36.83	8055	2067
2	ARWAL	16128	86.51	9190	47.93	56.98	55.40	6385	4828
3	AURANGABAD	75111	514.18	45295	335.53	60.30	65.26	36580	22600
4	BANKA	63218	349.17	36140	197.22	57.17	56.48	10314	3420
5	BEGUSARAI	145605	897.87	50404	348.28	34.62	38.79	20513	6523
6	BHAGALPUR	85410	555.58	37174	237.31	43.52	42.71	12773	4903
7	BHOJPUR	70527	418.72	34698	233.93	49.20	55.87	19832	12346
8	BUXAR	65592	512.01	37345	301.60	56.94	58.91	17264	13248
9	DARBHANGA	59426	400.83	13100	94.71	22.04	23.63	5863	2283
10	GAYA	99924	653.54	53484	369.84	53.52	56.59	24484	10484
11	GOPALGANJ	112634	926.16	40524	295.20	35.98	31.87	11855	3481
12	JAMUI	84067	600.84	42939	305.02	51.08	50.77	9043	2843
13	JEHANABAD	23004	168.45	14757	106.73	64.15	63.36	9090	6259
14	KAIMUR (BHABUA)	54039	449.08	30055	251.88	55.62	56.09	25536	10971
15	KATI HAR	82507	769.17	34188	277.06	41.44	36.02	9806	3760
16	KHAGARIA	90376	535.37	52907	267.13	58.54	49.90	8996	2291
17	KISHANGANJ	55961	551.45	23704	206.24	42.36	37.40	7548	1471
18	LAKHISARAI	45001	320.88	26164	185.17	58.14	57.71	2851	963
19	MADHEPURA	38958	396.72	20065	184.15	51.50	46.42	5811	1892
20	MADHUBANI	142543	868.52	33707	205.38	23.65	23.65	29722	6297
21	MUNGER	45045	272.78	23402	140.95	51.95	51.67	3123	2034
22	MUZAFFARPUR	154952	1239.55	60949	409.45	39.33	33.03	17770	7148
23	NALANDA	87014	535.45	56838	354.19	65.32	66.15	19678	13267
24	NAWADA	81511	523.09	35414	231.25	43.45	44.21	18999	13307
25	PASHCHIM CHAMPARAN	139016	1231.45	42930	348.02	30.88	28.26	23350	6675
26	PATNA	82833	678.68	53042	386.89	64.03	57.01	22990	14744
27	PURBI CHAMPARAN	224734	1786.56	75689	602.96	33.68	33.75	37093	10845
28	PURNIA	101448	1083.18	41559	381.69	40.97	35.24	18553	7240
29	ROHTAS	92185	743.84	48570	445.08	52.69	59.84	28232	21175
30	SAHARSA	51503	507.09	23727	200.67	46.07	39.57	9157	3197
31	SAMASTIPUR	179415	1262.52	70852	473.78	39.49	37.53	20472	6325
32	SARAN	82318	722.45	35563	275.07	43.20	38.07	11371	2884
33	SHEIKHPURA	27780	198.55	12564	89.98	45.23	45.32	2914	984
34	SHEOHAR	22382	181.84	10548	65.17	47.13	35.84	2150	702
35	SITAMARHI	79436	686.38	38766	287.99	48.80	41.96	6128	2471
36	SIWAN	82204	704.86	30465	252.78	37.06	35.86	5706	2477
37	SUPAUL	69331	662.57	33988	272.54	49.02	41.13	10876	3026
38	VAISHALI	111029	912.91	51064	363.47	45.99	39.81	10244	4792
	Total	3189560	24595.65	1409941	10285.23	44.20	41.82	551127	246223

STATE LEVEL BANKERS' COMMITTEE BIHAR																			
CONVENOR : STATE BANK OF INDIA																			
BANK WISE KCC (ANIMAL HUSBANDRY) PROGRESS REPORT DURING THE FINANCIAL YEAR 2025 - 26 AS ON 31.12.2025																			
(No. In Actual Amount In Rs. Crore)																			
SL.NO	Bank Name	KCC - AH NEW						KCC - AH RENEW						TOTAL KCC - AH (NEW+RENEW)					
		TARGET		DISBURSED		% ACHIEVEMENT		TARGET		DISBURSED		% ACHIEVEMENT		TARGET		DISBURSED		% ACHIEVEMENT	
		NO.	AMT	NO.	AMT	NO.	AMT	NO.	AMT	NO.	AMT	NO.	AMT	NO.	AMT	NO.	AMT	NO.	AMT
LEAD BANKS																			
1	STATE BANK OF INDIA	2492	89	807	4.12	32.38	4.63	2486	91	13274	158.59	533.95	174.27	4978	180	14081	162.71	282.86	90.39
2	BANK OF BARODA	1316	47	1070	16.61	81.31	35.34	979	35	1883	51.07	192.34	145.91	2295	82	2953	67.68	128.67	82.54
3	CANARA BANK	1316	47	1246	16.48	94.68	35.06	2263	81	2098	27.53	92.71	33.99	3579	128	3344	44.01	93.43	34.38
4	CENTRAL BANK OF INDIA	1932	69	35	0.65	1.81	0.94	364	13	451	6.67	123.90	51.31	2296	82	486	7.32	21.17	8.93
5	PUNJAB NATIONAL BANK	2293	82	8	0.24	0.35	0.29	56	2	12	0.69	21.43	34.50	2349	84	20	0.93	0.85	1.11
6	UNION BANK OF INDIA	1260	45	3259	47.60	258.65	105.78	3293	118	14883	91.15	451.96	77.25	4553	163	18142	138.75	398.46	85.12
7	UCO BANK	1482	53	502	7.82	33.87	14.75	1032	37	49	2.18	4.75	5.89	2514	90	551	10.00	21.92	11.11
OTHER BANKS																			
8	BANK OF INDIA	1344	48	575	5.01	42.78	10.44	756	27	6521	16.40	862.57	60.74	2100	75	7096	21.41	337.90	28.55
9	BANK OF MAHARASHTRA	1064	38	3	0.04	0.28	0.11	28	1	0	0.00	0.00	0.00	1092	39	3	0.04	0.27	0.10
10	INDIAN BANK	1232	44	106	0.96	8.60	2.18	699	25	2416	3.52	345.64	14.08	1931	69	2522	4.48	130.61	6.49
11	INDIAN OVERSEAS BANK	840	30	66	0.93	7.86	3.10	56	2	78	1.29	139.29	64.50	896	32	144	2.22	16.07	6.94
12	PUNJAB AND SIND BANK	420	15	89	0.65	21.19	4.33	28	1	16	0.14	57.14	14.00	448	16	105	0.79	23.44	4.94
TOTAL PUBLIC SECTOR BANKS		16991	607	7766	101.11	45.71	16.66	12040	433	41681	359.23	346.19	82.96	29031	1040	49447	460.34	170.32	44.26
PRIVATE BANKS																			
13	AXIS BANK	1148	41	1064	57.27	92.68	139.68	559	20	1827	68.95	326.83	344.75	1707	61	2891	126.22	169.36	206.92
14	BANDHAN BANK	2072	74	0	0.00	0.00	0.00	0	0	0	0.00	0.00	0.00	2072	74	0	0.00	0.00	0.00
15	FEDERAL BANK	196	7	0	0.00	0.00	0.00	0	0	0	0.00	0.00	0.00	196	7	0	0.00	0.00	0.00
16	HDFC BANK	1148	41	0	0.00	0.00	0.00	922	33	24	9.24	2.60	28.00	2070	74	24	9.24	1.16	12.49
17	ICICI BANK	1176	42	0	0.00	0.00	0.00	0	0	0	0.00	0.00	0.00	1176	42	0	0.00	0.00	0.00
18	IDBI BANK	1064	38	0	0.00	0.00	0.00	0	0	1	0.00	0.00	0.00	1064	38	1	0.00	0.09	0.00
19	INDUSIND BANK	644	23	0	0.00	0.00	0.00	0	0	0	0.00	0.00	0.00	644	23	0	0.00	0.00	0.00
20	J & K BANK	28	1	0	0.00	0.00	0.00	0	0	1	0.01	0.00	0.00	28	1	1	0.01	0.00	0.00
21	KARNATAKA BANK	28	1	0	0.00	0.00	0.00	0	0	0	0.00	0.00	0.00	28	1	0	0.00	0.00	0.00
22	KOTAK MAHINDRA BANK	336	12	0	0.00	0.00	0.00	0	0	0	0.00	0.00	0.00	336	12	0	0.00	0.00	0.00
23	SOUTH INDIAN BANK	28	1	0	0.00	0.00	0.00	0	0	0	0.00	0.00	0.00	28	1	0	0.00	0.00	0.00
24	YES BANK	84	3	0	0.00	0.00	0.00	0	0	0	0.00	0.00	0.00	84	3	0	0.00	0.00	0.00
25	KARUR VYSYA BANK	28	1	0	0.00	0.00	0.00	0	0	0	0.00	0.00	0.00	28	1	0	0.00	0.00	0.00
26	IDFC FIRST BANK	168	6	0	0.00	0.00	0.00	0	0	0	0.00	0.00	0.00	168	6	0	0.00	0.00	0.00
27	RBL BANK	112	4	0	0.00	0.00	0.00	0	0	0	0.00	0.00	0.00	112	4	0	0.00	0.00	0.00
TOTAL PRIVATE SECTOR BANKS		8260	295	1064	57.27	12.88	19.41	1481	53	1853	78.20	125.12	147.55	9741	348	2917	135.47	29.95	38.93
Total COMM. BANKS		25251	902	8830	158.38	34.97	17.56	13521	486	43534	437.43	321.97	90.01	38772	1388	52364	595.81	135.06	42.93
CO-OPERATIVE BANKS																			
28	STATE CO-OP. BANK	1232	44	0	0.00	0.00	0.00	0	0	0	0.00	0.00	0.00	1232	44	0	0.00	0.00	0.00
TOTAL CO-OPERATIVE BANKS		1232	44	0	0.00	0.00	0.00	0	0	0	0.00	0.00	0.00	1232	44	0	0.00	0.00	0.00
REGIONAL RURAL BANKS																			
29	BIHAR GRAMIN BANK	4996	179	13683	69.37	273.88	38.75	14296	514	15225	78.98	106.50	15.37	19292	693	28908	148.35	149.84	21.41
TOTAL REGIONAL RURAL BANKS		4996	179	13683	69.37	273.88	38.75	14296	514	15225	78.98	106.50	15.37	19292	693	28908	148.35	149.84	21.41
SMALL FINANCE BANK																			
30	JANA SMALL FIN. BANK	364	13	0	0.00	0.00	0.00	0	0	0	0.00	0.00	0.00	364	13	0	0.00	0.00	0.00
31	UJJIVAN SMALL FIN. BANK	700	25	0	0.00	0.00	0.00	0	0	0	0.00	0.00	0.00	700	25	0	0.00	0.00	0.00
32	UTKARSH SMALL FIN. BANK	1288	46	0	0.00	0.00	0.00	0	0	0	0.00	0.00	0.00	1288	46	0	0.00	0.00	0.00
33	ESAF SMALL FIN. BANK	392	14	0	0.00	0.00	0.00	0	0	0	0.00	0.00	0.00	392	14	0	0.00	0.00	0.00
34	UNITY SMALL FINANCE BANK	336	12	0	0.00	0.00	0.00	0	0	0	0.00	0.00	0.00	336	12	0	0.00	0.00	0.00
TOTAL SMALL FINANCE BANK		3080	110	0	0.00	0.00	0.00	0	0	0	0.00	0.00	0.00	3080	110	0	0.00	0.00	0.00
GRAND TOTAL		34559	1235	22513	227.75	65.14	18.44	27817	1000	58759	516.41	211.23	51.64	62376	2235	81272	744.16	130.29	33.30

STATE LEVEL BANKERS' COMMITTEE BIHAR

CONVENOR : STATE BANK OF INDIA

DISTRICT WISE KCC (ANIMAL HUSBANDRY) PROGRESS REPORT DURING THE FINANCIAL YEAR 2025 - 26 AS ON 31.12.2025

(No. In Actual Amount In Rs. Crore)

SL.NO.	DISTRICT NAME	KCC - AH NEW						KCC - AH RENEW						TOTAL KCC - AH (NEW+RENEW)					
		TARGET		DISBURSED		%		TARGET		DISBURSED		% ACHIEVEMENT		TARGET		DISBURSED		% ACHIEVEMENT	
		NO.	AMT	NO.	AMT	NO.	AMT	NO.	AMT	NO.	AMT	NO.	AMT	NO.	AMT	NO.	AMT	NO.	AMT
1	Araria	812	29	702	7.95	86.45	27.41	419	17	2218	18.85	529.36	110.88	1231	46	2920	26.80	237.21	58.26
2	Arwal	588	21	446	2.09	75.85	9.95	223	8	437	2.30	195.96	28.75	811	29	883	4.39	108.88	15.14
3	Aurangabad	840	30	1793	11.14	213.45	37.13	697	25	1512	13.01	216.93	52.04	1537	55	3305	24.15	215.03	43.91
4	Banka	728	26	555	4.26	76.24	16.38	390	14	1217	6.26	312.05	44.71	1118	40	1772	10.52	158.50	26.30
5	Begusarai	1007	36	643	9.11	63.85	25.31	809	29	1520	12.47	187.89	43.00	1816	65	2163	21.58	119.11	33.20
6	Bhagalpur	1119	40	904	9.14	80.79	22.85	975	35	2734	20.37	280.41	58.20	2094	75	3638	29.51	173.73	39.35
7	Bhojpur	1034	37	1115	6.95	107.83	18.78	891	32	1063	6.58	119.30	20.56	1925	69	2178	13.53	113.14	19.61
8	Buxar	728	26	748	6.69	102.75	25.73	530	19	778	6.34	146.79	33.37	1258	45	1526	13.03	121.30	28.96
9	Darbhanga	1091	39	308	5.66	28.23	14.51	1060	38	2074	16.50	195.66	43.42	2151	77	2382	22.16	110.74	28.78
10	Gaya	1314	47	1021	7.24	77.70	15.40	1143	41	1309	8.37	114.52	20.41	2457	88	2330	15.61	94.83	17.74
11	Gopalganj	895	32	439	4.33	49.05	13.53	669	24	670	6.04	100.15	25.17	1564	56	1109	10.37	70.91	18.52
12	Jamui	644	23	263	3.20	40.84	13.91	474	17	1726	6.42	364.14	37.76	1118	40	1989	9.62	177.91	24.05
13	Jehanabad	728	26	131	1.21	17.99	4.65	335	12	541	2.69	161.49	22.42	1063	38	672	3.90	63.22	10.26
14	Kaimur	672	24	338	4.22	50.30	17.58	362	13	445	5.21	122.93	40.08	1034	37	783	9.43	75.73	25.49
15	Katihar	896	32	178	2.97	19.87	9.28	503	18	904	5.02	179.72	27.89	1399	50	1082	7.99	77.34	15.98
16	Khagaria	728	26	823	11.08	113.05	42.62	557	20	3546	18.87	636.62	94.35	1285	46	4369	29.95	340.00	65.11
17	Kishanganj	644	23	185	2.23	28.73	9.70	279	10	751	6.47	269.18	64.70	923	33	936	8.70	101.41	26.36
18	Lakhisarai	616	22	217	3.16	35.23	14.36	335	12	896	7.49	267.46	62.42	951	34	1113	10.65	117.03	31.32
19	Madhepura	672	24	296	3.26	44.05	13.58	363	13	986	5.65	271.63	43.46	1035	37	1282	8.91	123.86	24.08
20	Madhubani	1035	37	559	5.74	54.01	15.51	1086	39	1195	10.07	110.04	25.82	2121	76	1754	15.81	82.70	20.80
21	Munger	728	26	607	5.46	83.38	21.00	502	18	1130	8.53	225.10	47.39	1230	44	1737	13.99	141.22	31.80
22	Muzaffarpur	1483	53	773	13.96	52.12	26.34	1644	59	4169	55.08	253.59	93.36	3127	112	4942	69.04	158.04	61.64
23	Nalanda	1007	36	1677	13.09	166.53	36.36	1031	37	1858	14.33	180.21	38.73	2038	73	3535	27.42	173.45	37.56
24	Nawada	811	29	594	3.77	73.24	13.00	473	17	577	4.52	121.99	26.59	1284	46	1171	8.29	91.20	18.02
25	Pashchim Champaran	867	31	474	5.75	54.67	18.55	808	29	3588	39.42	444.06	135.93	1675	60	4062	45.17	242.51	75.28
26	Patna	2100	75	641	6.09	30.52	8.12	3034	109	1171	11.69	38.60	10.72	5134	184	1812	17.78	35.29	9.66
27	Purbi Champaran	1147	41	363	5.42	31.65	13.22	1003	36	6548	75.28	652.84	209.11	2150	77	6911	80.70	321.44	104.81
28	Purnea	952	34	191	1.65	20.06	4.85	725	26	379	3.17	52.28	12.19	1677	60	570	4.82	33.99	8.03
29	Rohtas	978	35	765	4.84	78.22	13.83	892	32	665	5.39	74.55	16.84	1870	67	1430	10.23	76.47	15.27
30	Saharsa	672	24	147	1.91	21.88	7.96	279	10	974	8.62	349.10	86.20	951	34	1121	10.53	117.88	30.97
31	Samastipur	1119	40	2257	20.91	201.70	52.28	1310	47	4443	37.66	339.16	80.13	2429	87	6700	58.57	275.83	67.32
32	Saran	1063	38	195	2.99	18.34	7.87	976	35	889	5.89	91.09	16.83	2039	73	1084	8.88	53.16	12.16
33	Sheikhpura	588	21	547	5.45	93.03	25.95	223	8	872	7.45	391.03	93.13	811	29	1419	12.90	174.97	44.48
34	Sheohar	560	20	245	2.85	43.75	14.25	112	4	1024	14.91	914.29	372.75	672	24	1269	17.76	188.84	74.00
35	Sitamarhi	811	29	534	7.25	65.84	25.00	558	20	1494	14.43	267.74	72.15	1369	49	2028	21.68	148.14	44.24
36	Siwan	1147	41	134	1.85	11.68	4.51	920	33	610	5.73	66.30	17.36	2067	74	744	7.58	35.99	10.24
37	Supaul	700	25	211	2.68	30.14	10.72	363	13	609	2.81	167.77	21.62	1063	38	820	5.49	77.14	14.45
38	Vaishali	1035	37	494	10.20	47.73	27.57	864	31	1237	16.52	143.17	53.29	1899	68	1731	26.72	91.15	39.29
	Grand Total	34559	1235	22513	227.75	65.14	18.44	27817	1000	58759	516.41	211.23	51.64	62376	2235	81272	744.16	130.29	33.30

STATE LEVEL BANKERS' COMMITTEE, BIHAR									
CONVENOR : STATE BANK OF INDIA									
BANK WISE KISAN CREDIT CARD ANIMAL HUSBANDARY (KCC AH) OUTSTANDING, NPA & RUPAY CARD FY 2025-26 AS ON 31.12.2025									
No. in Actual and Amount in Rs.Crore									
SR.	Name of Bank	KCC ANIMAL HUSBANDARY OUTSTANDING AS ON 31.12.2025		KCC NPA AS ON 31.12.2025		% AGE NPA		KCC RUPAY CARD ISSUED	KCC RUPAY CARD ACTIVATED
		NO.	AMT.	NO.	AMT.	NO.	AMT.	NO.	AMT.
	LEAD BANKS								
1	STATE BANK OF INDIA	13767	126.77	4832	33.69	35.10	26.58	819	789
2	BANK OF BARODA	5076	61.45	681	7.51	13.42	12.22	0	0
3	CANARA BANK	11146	133.26	108	2.06	0.97	1.55	2605	2605
4	CENTRAL BANK OF INDIA	1304	20.06	387	3.23	29.68	16.10	813	355
5	PUNJAB NATIONAL BANK	255	2.72	172	1.63	67.45	59.93	2	28
6	UNION BANK OF INDIA	15271	193.48	988	12.97	6.47	6.70	381	349
7	UCO BANK	5259	56.27	263	3.22	5.00	5.72	56	56
	OTHER BANKS								
8	BANK OF INDIA	4514	37.14	939	8.38	20.80	22.56	4067	3053
9	BANK OF MAHARASHTRA	7	0.09	1	0.01	14.29	11.11	0	0
10	INDIAN BANK	2560	31.04	754	9.74	29.45	31.38	1609	60
11	INDIAN OVERSEAS BANK	220	2.90	0	0.00	0.00	0.00	5	3
12	PUNJAB AND SIND BANK	112	1.24	0	0.00	0.00	0.00	19	2
	Total Public Sector Bank	59491	666.42	9125	82.44	15.34	12.37	10376	7300
	PRIVATE BANKS								
13	AXIS BANK	1206	84.63	32	2.62	2.65	3.10	1157	1126
14	BANDHAN BANK	0	0.00	0	0.00	0.00	0.00	0	0
15	FEDERAL BANK	0	0.00	0	0.00	0.00	0.00	0	0
16	HDFC BANK	817	42.18	0	0.00	0.00	0.00	811	150
17	ICICI BANK	0	0.00	0	0.00	0.00	0.00	0	0
18	IDBI BANK	3	0.01	0	0.00	0.00	0.00	3	3
19	INDUSIND BANK	0	0.00	0	0.00	0.00	0.00	0	0
20	J & K BANK	1	0.00	0	0.00	0.00	0.00	0	0
21	KARNATAKA BANK	0	0.00	0	0.00	0.00	0.00	0	0
22	KOTAK MAHINDRA BANK	0	0.00	0	0.00	0.00	0.00	0	0
23	SOUTH INDIAN BANK	0	0.00	0	0.00	0.00	0.00	0	0
24	YES BANK	0	0.00	0	0.00	0.00	0.00	0	0
25	KARUR VYSYA BANK	0	0.00	0	0.00	0.00	0.00	0	0
26	IDFC FIRST BANK	0	0.00	0	0.00	0.00	0.00	0	0
27	RBL BANK	0	0.00	0	0.00	0.00	0.00	0	0
	Total Private Sector Bank	2027	126.82	32	2.62	1.58	2.07	1971	1279
	Total COMM. BANKS	61518	793.24	9157	85.06	14.89	10.72	12347	8579
	CO-OPERATIVE BANKS								
28	STATE CO-OP. BANK	0	0.00	0	0.00	0.00	0.00	0	0
	Total Cooperative Bank	0	0.00	0	0.00	0.00	0.00	0	0
	REGIONAL RURAL BANKS								
29	BIHAR GRAMIN BANK	32463	160.95	749	4.50	2.31	2.80	11	11
	Total Region Rural Bank	32463	160.95	749	4.50	2.31	2.80	11	11
	SMALL FINANCE BANK								
30	JANA SMALL FIN. BANK	0	0.00	0	0.00	0.00	0.00	0	0
31	UJJIVAN SMALL FIN. BANK	0	0.00	0	0.00	0.00	0.00	0	0
32	UTKARSH SMALL FIN. BANK	0	0.00	0	0.00	0.00	0.00	0	0
33	ESAF SMALL FIN. BANK	0	0.00	0	0.00	0.00	0.00	0	0
34	UNITY SMALL FINANCE BANK	0	0.00	0	0.00	0.00	0.00	0	0
	Total Small Financial Bank	0	0.00	0	0.00	0.00	0.00	0	0
	TOTAL FOR BIHAR	93981	954.19	9906	89.56	10.54	9.39	12358	8590

STATE LEVEL BANKERS' COMMITTEE, BIHAR									
CONVENOR : STATE BANK OF INDIA									
DISTRICT WISE KCC FOR ANIMAL HUSBANDRY (KCC - AH) OUTSTANDING, NPA & RUPAY CARD FY 2025-26 AS ON 31.12.2025									
No. in Actual and Amount in Rs.Crore									
S.N.	Name of District	KCC ANIMAL HUSBANDRY OUTSTANDING AS ON 31.12.2025		KCC NPA AS ON 31.12.2025		% AGE NPA		KCC RUPAY CARD ISSUED	KCC RUPAY CARD ACTIVATED
		NO.	AMT.	NO.	AMT.	NO.	AMT.	NO.	NO.
1	ARARIA	3455	33.32	609	4.95	17.63	14.86	261	230
2	ARWAL	688	3.83	34	0.42	4.94	10.97	23	18
3	AURANGABAD	2341	18.67	42	0.31	1.79	1.66	148	131
4	BANKA	2292	20.29	270	2.29	11.78	11.29	455	335
5	BEGUSARAI	4450	63.33	431	4.82	9.69	7.61	982	460
6	BHAGALPUR	4098	38.40	773	6.86	18.86	17.86	367	310
7	BHOJPUR	2351	15.97	88	0.68	3.74	4.26	53	41
8	BUXAR	3038	22.55	97	0.91	3.19	4.04	194	104
9	DARBHANGA	2509	24.66	262	2.36	10.44	9.57	358	290
10	GAYA	2006	15.22	49	0.47	2.44	3.09	323	263
11	GOPALGANJ	2406	21.74	148	0.53	6.15	2.44	546	506
12	JAMUI	2048	18.72	225	1.85	10.99	9.88	674	500
13	JEHANABAD	526	5.54	116	1.18	22.05	21.30	169	103
14	KAIMUR (BHABUA)	1977	17.47	86	0.73	4.35	4.18	78	69
15	KATIHAR	1408	13.72	448	2.86	31.82	20.85	262	87
16	KHAGARIA	4457	54.73	335	2.70	7.52	4.93	753	242
17	KISHANGANJ	1197	9.14	200	0.80	16.71	8.75	198	100
18	LAKHISARAI	1416	16.38	214	1.82	15.11	11.11	234	192
19	MADHEPURA	1408	10.52	215	0.87	15.27	8.27	158	133
20	MADHUBANI	2103	15.59	106	0.98	5.04	6.29	130	80
21	MUNGER	1924	19.02	105	1.47	5.46	7.73	154	122
22	MUZAFFARPUR	5931	84.47	587	6.91	9.90	8.18	1102	808
23	NALANDA	3315	30.80	178	1.01	5.37	3.28	283	251
24	NAWADA	2268	13.64	174	1.06	7.67	7.77	77	51
25	PASHCHIM CHAMPARAN	4256	38.11	543	4.73	12.76	12.41	195	186
26	PATNA	2327	30.68	493	7.49	21.19	24.41	401	240
27	PURBI CHAMPARAN	4505	55.30	611	7.17	13.56	12.97	281	234
28	PURNIA	1434	11.42	341	1.65	23.78	14.45	80	50
29	ROHTAS	1184	9.19	73	0.65	6.17	7.07	144	119
30	SAHARSA	1503	15.08	239	1.87	15.90	12.40	615	473
31	SAMASTIPUR	7701	81.88	572	6.18	7.43	7.55	904	649
32	SARAN	1151	11.04	130	0.76	11.29	6.88	149	89
33	SHEIKHPURA	2167	19.67	129	0.78	5.95	3.97	232	213
34	SHEOHAR	1703	19.09	199	2.29	11.69	12.00	73	56
35	SITAMARHI	2403	23.55	307	3.37	12.78	14.31	360	253
36	SIWAN	940	10.31	59	0.33	6.28	3.20	225	172
37	SUPAUL	988	9.73	110	1.07	11.13	11.00	176	45
38	VAISHALI	2107	31.42	308	2.38	14.62	7.57	541	385
Total		93981	954.19	9906	89.56	10.54	9.39	12358	8590

STATE LEVEL BANKERS' COMMITTEE BIHAR

CONVENOR : STATE BANK OF INDIA

BANK WISE KCC (FISHERIES) PROGRESS REPORT DURING THE FINANCIAL YEAR 2025 - 26 AS ON 31.12.2025

(No. In Actual Amount In Rs. Crore)

SL.NO	Bank Name	KCC - FISHERIES NEW						KCC - FISHERIES RENEW						TOTAL KCC - FISHERIES (NEW+RENEW)					
		TARGET		DISBURSED		% ACHIEVEMENT		TARGET		DISBURSED		% ACHIEVEMENT		TARGET		DISBURSED		% ACHIEVEMENT	
		NO.	AMT	NO.	AMT	NO.	AMT	NO.	AMT	NO.	AMT	NO.	AMT	NO.	AMT	NO.	AMT	NO.	AMT
	LEAD BANKS																		
1	STATE BANK OF INDIA	472	23.60	4	0.05	0.85	0.21	700	14.00	529	16.06	75.57	114.71	1172	37.60	533	16.11	45.48	42.85
2	BANK OF BARODA	388	19.40	7	0.12	1.80	0.62	1550	31.00	34	1.42	2.19	4.58	1938	50.40	41	1.54	2.12	3.06
3	CANARA BANK	360	18.00	0	0.00	0.00	0.00	50	1.00	17	0.51	34.00	51.00	410	19.00	17	0.51	4.15	2.68
4	CENTRAL BANK OF INDIA	380	19.00	2	0.02	0.53	0.11	50	1.00	16	0.13	32.00	13.00	430	20.00	18	0.15	4.19	0.75
5	PUNJAB NATIONAL BANK	430	21.50	1	0.10	0.23	0.47	50	1.00	22	0.48	44.00	48.00	480	22.50	23	0.58	4.79	2.58
6	UNION BANK OF INDIA	352	17.60	20	0.18	5.68	1.02	50	1.00	43	0.78	86.00	78.00	402	18.60	63	0.96	15.67	5.16
7	UCO BANK	384	19.20	2	0.03	0.52	0.16	50	1.00	4	0.06	8.00	6.00	434	20.20	6	0.09	1.38	0.45
	OTHER BANKS																		
8	BANK OF INDIA	348	17.40	13	0.17	3.74	0.98	50	1.00	97	0.44	194.00	44.00	398	18.40	110	0.61	27.64	3.32
9	BANK OF MAHARASHTRA	308	15.40	4	0.15	1.30	0.97	0	0.00	0	0.00	0.00	0.00	308	15.40	4	0.15	1.30	0.97
10	INDIAN BANK	344	17.20	0	0.00	0.00	0.00	50	1.00	41	0.31	82.00	31.00	394	18.20	41	0.31	10.41	1.70
11	INDIAN OVERSEAS BANK	248	12.40	6	0.06	2.42	0.48	0	0.00	0	0.23	0.00	0.00	248	12.40	6	0.29	2.42	2.34
12	PUNJAB AND SIND BANK	118	5.90	1	0.02	0.85	0.34	0	0.00	0	0.00	0.00	0.00	118	5.90	1	0.02	0.85	0.34
	TOTAL PUBLIC SECTOR BANKS	4132	206.60	60	0.90	1.45	0.44	2600	52.00	803	20.42	30.88	39.27	6732	258.60	863	21.32	12.82	8.24
	PRIVATE BANKS																		
13	AXIS BANK	346	17.30	0	0.00	0.00	0.00	0	0.00	0	0.00	0.00	0.00	346	17.30	0	0.00	0.00	0.00
14	BANDHAN BANK	336	16.80	0	0.00	0.00	0.00	0	0.00	0	0.00	0.00	0.00	336	16.80	0	0.00	0.00	0.00
15	FEDERAL BANK	58	2.90	0	0.00	0.00	0.00	0	0.00	0	0.00	0.00	0.00	58	2.90	0	0.00	0.00	0.00
16	HDFC BANK	358	17.90	0	0.00	0.00	0.00	150	3.00	2	1.15	1.33	38.33	508	20.90	2	1.15	0.39	5.50
17	ICICI BANK	350	17.50	0	0.00	0.00	0.00	0	0.00	0	0.00	0.00	0.00	350	17.50	0	0.00	0.00	0.00
18	IDBI BANK	318	15.90	0	0.00	0.00	0.00	0	0.00	1	0.00	0.00	0.00	318	15.90	1	0.00	0.31	0.00
19	INDUSIND BANK	192	9.60	0	0.00	0.00	0.00	0	0.00	0	0.00	0.00	0.00	192	9.60	0	0.00	0.00	0.00
20	J & K BANK	10	0.50	0	0.00	0.00	0.00	0	0.00	0	0.00	0.00	0.00	10	0.50	0	0.00	0.00	0.00
21	KARNATAKA BANK	10	0.50	0	0.00	0.00	0.00	0	0.00	0	0.00	0.00	0.00	10	0.50	0	0.00	0.00	0.00
22	KOTAK MAHINDRA BANK	104	5.20	0	0.00	0.00	0.00	0	0.00	0	0.00	0.00	0.00	104	5.20	0	0.00	0.00	0.00
23	SOUTH INDIAN BANK	10	0.50	0	0.00	0.00	0.00	0	0.00	0	0.00	0.00	0.00	10	0.50	0	0.00	0.00	0.00
24	YES BANK	26	1.30	0	0.00	0.00	0.00	0	0.00	0	0.00	0.00	0.00	26	1.30	0	0.00	0.00	0.00
25	KARUR VYSYA BANK	10	0.50	0	0.00	0.00	0.00	0	0.00	0	0.00	0.00	0.00	10	0.50	0	0.00	0.00	0.00
26	IDFC FIRST BANK	50	2.50	0	0.00	0.00	0.00	0	0.00	0	0.00	0.00	0.00	50	2.50	0	0.00	0.00	0.00
27	RBL BANK	34	1.70	0	0.00	0.00	0.00	0	0.00	0	0.00	0.00	0.00	34	1.70	0	0.00	0.00	0.00
	TOTAL PRIVATE SECTOR BANKS	2212	110.60	0	0.00	0.00	0.00	150	3.00	3	1.15	2.00	38.33	2362	113.60	3	1.15	0.13	1.01
	Total COMM. BANKS	6344	317.20	60	0.90	0.95	0.28	2750	55.00	806	21.57	29.31	39.22	9094	372.20	866	22.47	9.52	6.04
	CO-OPERATIVE BANKS																		
28	STATE CO-OP. BANK	318	15.90	0	0.00	0.00	0.00	0	0.00	0	0.00	0.00	0.00	318	15.90	0	0.00	0.00	0.00
	TOTAL CO-OPERATIVE BANKS	318	15.90	0	0.00	0.00	0.00	0	0.00	0	0.00	0.00	0.00	318	15.90	0	0.00	0.00	0.00
	REGIONAL RURAL BANKS																		
29	BIHAR GRAMIN BANK	738	36.90	974	5.63	131.98	15.26	2750	55.00	836	6.26	30.40	11.38	3488	91.90	1810	11.89	51.89	12.94
	TOTAL REGIONAL RURAL BANKS	738	36.90	974	5.63	131.98	15.26	2750	55.00	836	6.26	30.40	11.38	3488	91.90	1810	11.89	51.89	12.94
	SMALL FINANCE BANK																		
30	JANA SMALL FIN. BANK	110	5.50	0	0.00	0.00	0.00	0	0.00	0	0.00	0.00	0.00	110	5.50	0	0.00	0.00	0.00
31	UJJIVAN SMALL FIN. BANK	202	10.10	0	0.00	0.00	0.00	0	0.00	0	0.00	0.00	0.00	202	10.10	0	0.00	0.00	0.00
32	UTKARSH SMALL FIN. BANK	276	13.80	0	0.00	0.00	0.00	0	0.00	0	0.00	0.00	0.00	276	13.80	0	0.00	0.00	0.00
33	ESAF SMALL FIN. BANK	116	5.80	0	0.00	0.00	0.00	0	0.00	0	0.00	0.00	0.00	116	5.80	0	0.00	0.00	0.00
34	UNITY SMALL FINANCE BANK	96	4.80	0	0.00	0.00	0.00	0	0.00	0	0.00	0.00	0.00	96	4.80	0	0.00	0.00	0.00
	TOTAL SMALL FINANCE BANK	800	40.00	0	0.00	0.00	0.00	0	0.00	0	0.00	0.00	0.00	800	40.00	0	0.00	0.00	0.00
	GRAND TOTAL	8200	410.00	1034	6.53	12.61	1.59	5500	110.00	1642	27.83	29.85	25.30	13700	520.00	2676	34.36	19.53	6.61

STATE LEVEL BANKERS' COMMITTEE BIHAR																			
CONVENOR : STATE BANK OF INDIA																			
DISTRICT WISE KCC (FISHERIES) PROGRESS REPORT DURING THE FINANCIAL YEAR 2025 -26 AS ON 31.12.2025																			
(No. In Actual Amount In Rs. Crore)																			
SL.NO.	DISTRICT NAME	KCC - FISHERIES NEW						KCC - FISHERIES RENEW						TOTAL FISHERIES - AH (NEW+RENEW)					
		TARGET		DISBURSED		% ACHIEVEMENT		TARGET		DISBURSED		% ACHIEVEMENT		TARGET		DISBURSED		% ACHIEVEMENT	
		NO.	AMT	NO.	AMT	NO.	AMT	NO.	AMT	NO.	AMT	NO.	AMT	NO.	AMT	NO.	AMT	NO.	AMT
1	Araria	220	11	19	0.08	8.64	0.73	100	2	50	0.61	50.00	30.50	320	13	69	0.69	21.56	5.31
2	Arwal	180	9	0	0.00	0.00	0.00	50	1	4	0.08	8.00	8.00	230	10	4	0.08	1.74	0.80
3	Aurangabad	200	10	64	0.31	32.00	3.10	150	3	15	0.22	10.00	7.33	350	13	79	0.53	22.57	4.08
4	Banka	180	9	10	0.06	5.56	0.67	50	1	99	1.06	198.00	106.00	230	10	109	1.12	47.39	11.20
5	Begusarai	240	12	12	0.10	5.00	0.83	100	2	7	2.91	7.00	145.50	340	14	19	3.01	5.59	21.50
6	Bhagalpur	240	12	33	0.22	13.75	1.83	150	3	61	0.52	40.67	17.33	390	15	94	0.74	24.10	4.93
7	Bhojpur	220	11	25	0.15	11.36	1.36	150	3	15	0.15	10.00	5.00	370	14	40	0.30	10.81	2.14
8	Buxar	180	9	8	0.04	4.44	0.44	50	1	11	0.06	22.00	6.00	230	10	19	0.10	8.26	1.00
9	Darbhanga	240	12	50	0.19	20.83	1.58	200	4	60	0.73	30.00	18.25	440	16	110	0.92	25.00	5.75
10	Gaya	260	13	12	0.13	4.62	1.00	200	4	23	0.22	11.50	5.50	460	17	35	0.35	7.61	2.06
11	Gopalganj	200	10	29	0.13	14.50	1.30	100	2	38	0.18	38.00	9.00	300	12	67	0.31	22.33	2.58
12	Jamui	160	8	0	0.00	0.00	0.00	50	1	14	0.09	28.00	9.00	210	9	14	0.09	6.67	1.00
13	Jehanabad	180	9	0	0.06	0.00	0.67	50	1	15	0.18	30.00	18.00	230	10	15	0.24	6.52	2.40
14	Kaimur	160	8	0	0.00	0.00	0.00	50	1	1	0.11	2.00	11.00	210	9	1	0.11	0.48	1.22
15	Katihar	260	13	168	0.99	64.62	7.62	300	6	150	1.01	50.00	16.83	560	19	318	2.00	56.79	10.53
16	Khagaria	240	12	3	0.04	1.25	0.33	100	2	27	2.77	27.00	138.50	340	14	30	2.81	8.82	20.07
17	Kishanganj	180	9	10	0.05	5.56	0.56	100	2	10	0.32	10.00	16.00	280	11	20	0.37	7.14	3.36
18	Lakhisarai	160	8	0	0.00	0.00	0.00	50	1	7	0.08	14.00	8.00	210	9	7	0.08	3.33	0.89
19	Madhepura	180	9	10	0.10	5.56	1.11	50	1	20	0.37	40.00	37.00	230	10	30	0.47	13.04	4.70
20	Madhubani	320	16	195	1.69	60.94	10.56	350	7	233	3.24	66.57	46.29	670	23	428	4.93	63.88	21.43
21	Munger	180	9	0	0.00	0.00	0.00	100	2	11	0.24	11.00	12.00	280	11	11	0.24	3.93	2.18
22	Muzaffarpur	260	13	38	0.24	14.62	1.85	350	7	63	1.22	18.00	17.43	610	20	101	1.46	16.56	7.30
23	Nalanda	220	11	24	0.10	10.91	0.91	200	4	80	1.68	40.00	42.00	420	15	104	1.78	24.76	11.87
24	Nawada	200	10	23	0.08	11.50	0.80	100	2	1	0.04	1.00	2.00	300	12	24	0.12	8.00	1.00
25	Pashchimi Champaran	200	10	20	0.13	10.00	1.30	200	4	29	0.34	14.50	8.50	400	14	49	0.47	12.25	3.36
26	Patna	360	18	13	0.10	3.61	0.56	400	8	31	0.84	7.75	10.50	760	26	44	0.94	5.79	3.62
27	Purbi Champaran	220	11	18	0.09	8.18	0.82	200	4	200	2.72	100.00	68.00	420	15	218	2.81	51.90	18.73
28	Purnea	340	17	92	0.53	27.06	3.12	400	8	89	0.65	22.25	8.13	740	25	181	1.18	24.46	4.72
29	Rohtas	200	10	0	0.03	0.00	0.30	150	3	47	0.98	31.33	32.67	350	13	47	1.01	13.43	7.77
30	Saharsa	160	8	18	0.08	11.25	1.00	50	1	29	0.17	58.00	17.00	210	9	47	0.25	22.38	2.78
31	Samastipur	240	12	8	0.08	3.33	0.67	250	5	37	1.83	14.80	36.60	490	17	45	1.91	9.18	11.24
32	Saran	220	11	74	0.27	33.64	2.45	200	4	81	0.55	40.50	13.75	420	15	155	0.82	36.90	5.47
33	Sheikhpura	160	8	0	0.00	0.00	0.00	50	1	16	0.10	32.00	10.00	210	9	16	0.10	7.62	1.11
34	Sheohar	240	12	4	0.05	1.67	0.42	50	1	7	0.24	14.00	24.00	290	13	11	0.29	3.79	2.23
35	Sitamarhi	180	9	14	0.10	7.78	1.11	100	2	16	0.53	16.00	26.50	280	11	30	0.63	10.71	5.73
36	Siwan	240	12	26	0.09	10.83	0.75	100	2	31	0.50	31.00	25.00	340	14	57	0.59	16.76	4.21
37	Supaul	160	8	10	0.19	6.25	2.38	50	1	7	0.06	14.00	6.00	210	9	17	0.25	8.10	2.78
38	Vaishali	220	11	4	0.03	1.82	0.27	150	3	7	0.23	4.67	7.67	370	14	11	0.26	2.97	1.86
Grand Total		8200	410	1034	6.53	12.61	1.59	5500	110	1642	27.83	29.85	25.30	13700	520	2676	34.36	19.53	6.61

STATE LEVEL BANKERS' COMMITTEE, BIHAR

CONVENOR : STATE BANK OF INDIA

BANK WISE KISAN CREDIT CARD FISHERIES (KCC-FISH) OUTSTANDING, NPA & RUPAY CARD FY 2025-26 AS ON 31.12.2025

No. in Actual and Amount in Rs.Crore

SR.	Name of Bank	KCC FISHERIES OUTSTANDING AS ON 31.12.2025		KCC NPA AS ON 31.12.2025		%AGE NPA		RUPAY CARD ISSUED	RUPAY CARD ACTIVATED
		NO.	AMT.	NO.	AMT.	NO.	AMT.	NO.	NO.
	LEAD BANKS								
1	STATE BANK OF INDIA	773	20.33	3	0.06	0.39	0.30	36	20
2	BANK OF BARODA	73	0.85	0	0.00	0.00	0.00	0	0
3	CANARA BANK	65	1.07	0	0.00	0.00	0.00	13	13
4	CENTRAL BANK OF INDIA	47	0.5	15	0.17	31.91	34.00	24	9
5	PUNJAB NATIONAL BANK	189	2.88	23	0.00	12.17	0.00	2	22
6	UNION BANK OF INDIA	65	1.31	17	0.42	26.15	32.06	5	5
7	UCO BANK	93	0.86	9	0.10	9.68	11.63	3	3
	OTHER BANKS								
8	BANK OF INDIA	153	1.77	73	1.02	47.71	57.63	143	75
9	BANK OF MAHARASHTRA	7	0.08	0	0.00	0.00	0.00	0	0
10	INDIAN BANK	37	0.92	5	0.04	13.51	4.35	33	2
11	INDIAN OVERSEAS BANK	6	0.27	0	0.00	0.00	0.00	2	1
12	PUNJAB AND SIND BANK	1	0.01	0	0.00	0.00	0.00	1	0
	Total Public Sector Bank	1509	30.85	145	1.81	9.61	5.87	262	150
	PRIVATE BANKS								
13	AXIS BANK	0	0	0	0.00	0.00	0.00	0	0
14	BANDHAN BANK	0	0	0	0.00	0.00	0.00	0	0
15	FEDERAL BANK	0	0	0	0.00	0.00	0.00	0	0
16	HDFC BANK	74	4.18	0	0.00	0.00	0.00	74	10
17	ICICI BANK	0	0	0	0.00	0.00	0.00	0	0
18	IDBI BANK	3	0.04	0	0.00	0.00	0.00	3	3
19	INDUSIND BANK	0	0	0	0.00	0.00	0.00	0	0
20	J & K BANK	0	0	0	0.00	0.00	0.00	0	0
21	KARNATAKA BANK	0	0	0	0.00	0.00	0.00	0	0
22	KOTAK MAHINDRA BANK	0	0	0	0.00	0.00	0.00	0	0
23	SOUTH INDIAN BANK	0	0	0	0.00	0.00	0.00	0	0
24	YES BANK	0	0	0	0.00	0.00	0.00	0	0
25	KARUR VYSYA BANK	0	0	0	0.00	0.00	0.00	0	0
26	IDFC FIRST BANK	0	0	0	0.00	0.00	0.00	0	0
27	RBL BANK	0	0	0	0.00	0.00	0.00	0	0
	Total Private Sector Bank	77	4.22	0	0.00	0.00	0.00	77	13
	Total COMM. BANKS	1586	35.07	145	1.81	9.14	5.16	339	163
	CO-OPERATIVE BANKS								
28	STATE CO-OP. BANK	38	0.09	26	0.05	68.42	55.56	0	0
	Total Cooperative Bank	38	0.09	26	0.05	68.42	55.56	0	0
	REGIONAL RURAL BANKS								
29	BIHAR GRAMIN BANK	857	6.18	61	0.50	7.12	8.09	11	11
	Total Region Rural Bank	857	6.18	61	0.50	7.12	8.09	11	11
	SMALL FINANCE BANK								
30	JANA SMALL FIN. BANK	0	0	0	0.00	0.00	0.00	0	0
31	UJJIVAN SMALL FIN. BANK	0	0	0	0.00	0.00	0.00	0	0
32	UTKARSH SMALL FIN. BANK	0	0	0	0.00	0.00	0.00	0	0
33	ESAF SMALL FIN. BANK	0	0	0	0.00	0.00	0.00	0	0
34	UNITY SMALL FINANCE BANK	0	0	0	0.00	0.00	0.00	0	0
	Total Small Financial Bank	0	0	0	0.00	0.00	0.00	0	0
	TOTAL FOR BIHAR	2481	41.34	232	2.36	9.35	5.71	350	174

STATE LEVEL BANKERS' COMMITTEE, BIHAR

CONVENOR : STATE BANK OF INDIA

DISTRICT WISE KCC FISHERIES (KCC-FISH) OUTSTANDING, NPA & RUPAY CARD FY 2025-26 AS ON 31.12.2025

No. in Actual and Amount in Rs.Crore

SR.	Name of District	KCC FISHERIES OUTSTANDING AS ON 31.12.2025		KCC NPA AS ON 31.12.2025		%AGE NPA		RUPAY CARD ISSUED	RUPAY CARD ACTIVATED
		NO.	AMT	NO.	AMT	NO.	AMT	NO.	NO.
1	ARARIA	135	1.04	10	0.05	7.41	4.81	7	6
2	ARWAL	17	0.17	4	0.06	23.53	35.29	2	1
3	AURANGABAD	23	0.27	0	0.00	0.00	0.00	2	2
4	BANKA	68	2.44	4	0.06	5.88	2.46	14	11
5	BEGUSARAI	121	2.61	2	0.02	1.65	0.77	15	1
6	BHAGALPUR	133	0.98	2	0.01	1.50	1.02	2	1
7	BHOJPUR	35	0.23	0	0.00	0.00	0.00	1	1
8	BUXAR	29	0.14	0	0.00	0.00	0.00	5	4
9	DARBHANGA	76	0.98	10	0.12	13.16	12.24	10	5
10	GAYA	35	0.52	1	0.00	2.86	0.00	10	4
11	GOPALGANJ	45	0.55	4	0.04	8.89	7.27	5	1
12	JAMUI	15	0.11	0	0.00	0.00	0.00	5	5
13	JEHANABAD	48	0.48	6	0.01	12.50	2.08	5	7
14	KAIMUR (BHABUA)	3	0.11	0	0.00	0.00	0.00	0	0
15	KATIHAR	23	0.33	1	0.02	4.35	6.06	4	1
16	KHAGARIA	106	3.66	1	0.19	0.94	5.19	13	0
17	KISHANGANJ	66	1.37	0	0.00	0.00	0.00	0	0
18	LAKHISARAI	18	0.12	2	0.00	11.11	0.00	3	3
19	MADHEPURA	38	0.29	1	0.01	2.63	3.45	5	3
20	MADHUBANI	355	5.07	85	1.16	23.94	22.88	81	37
21	MUNGER	29	0.4	0	0.00	0.00	0.00	1	0
22	MUZAFFARPUR	128	2.4	32	0.18	25.00	7.50	19	8
23	NALANDA	105	2.5	7	0.05	6.67	2.00	14	3
24	NAWADA	12	0.07	0	0.00	0.00	0.00	5	4
25	PASHCHIM CHAMPARAN	92	1.07	28	0.08	30.43	7.48	4	2
26	PATNA	60	1.2	3	0.03	5.00	2.50	17	6
27	PURBI CHAMPARAN	138	1.95	3	0.05	2.17	2.56	12	8
28	PURNIA	33	0.45	1	0.00	3.03	0.00	0	0
29	ROHTAS	56	1.47	2	0.00	3.57	0.00	1	5
30	SAHARSA	49	0.64	2	0.00	4.08	0.00	10	10
31	SAMASTIPUR	92	1.86	7	0.09	7.61	4.84	14	15
32	SARAN	53	0.95	1	0.01	1.89	1.05	6	2
33	SHEIKHPURA	37	0.59	0	0.00	0.00	0.00	6	6
34	SHEOHAR	26	0.34	1	0.01	3.85	2.94	1	1
35	SITAMARHI	74	1.39	10	0.10	13.51	7.19	5	3
36	SIWAN	58	1.84	0	0.00	0.00	0.00	33	6
37	SUPAUL	6	0.05	0	0.00	0.00	0.00	2	0
38	VAISHALI	44	0.68	2	0.01	4.55	1.47	11	2
	Total	2481	41.34	232	2.36	9.35	5.71	350	174

STATE LEVEL BANKERS' COMMITTEE, BIHAR

CONVENOR : STATE BANK OF INDIA

BANK WISE PROGRESS UNDER DAIRY FY 2025-26 AS ON 31.12.2025

No. in Actual and Amount in Crore

SR.NO.	NAME OF BANK	TARGET		DISBURSED		% ACHIEVEMENT	
		No.	Amt.	No.	Amt.	No.	Amt.
	LEAD BANKS						
1	STATE BANK OF INDIA	14960	374	471	3.42	3.15	0.91
2	BANK OF BARODA	9840	246	12164	179.86	123.62	73.11
3	CANARA BANK	5240	131	11157	87.56	212.92	66.84
4	CENTRAL BANK OF INDIA	13800	345	475	1.04	3.44	0.30
5	PUNJAB NATIONAL BANK	10440	261	428	15.15	4.10	5.80
6	UNION BANK OF INDIA	3920	98	17242	188.02	439.85	191.86
7	UCO BANK	4200	105	0	0.00	0.00	0.00
	OTHER BANKS						
8	BANK OF INDIA	5200	130	3454	22.12	66.42	17.02
9	BANK OF MAHARASHTRA	1880	47	36	1.94	1.91	4.13
10	INDIAN BANK	4840	121	0	0.00	0.00	0.00
11	INDIAN OVERSEAS BANK	1640	41	0	0.00	0.00	0.00
12	PUNJAB AND SIND BANK	640	16	51	1.03	7.97	6.44
	Total Public Sector Bank	76600	1915	45478	500.15	59.37	26.12
	PRIVATE BANKS						
13	AXIS BANK	3400	85	0	0.00	0.00	0.00
14	BANDHAN BANK	28200	705	0	0.00	0.00	0.00
15	FEDERAL BANK	360	9	11826	13.98	3285.00	155.33
16	HDFC BANK	4920	123	0	0.00	0.00	0.00
17	ICICI BANK	4640	116	14081	15.73	303.47	13.56
18	IDBI BANK	2160	54	1	0.00	0.05	0.00
19	INDUSIND BANK	11200	280	0	0.00	0.00	0.00
20	J & K BANK	40	1	1	0.01	2.50	1.00
21	KARNATAKA BANK	40	1	0	0.00	0.00	0.00
22	KOTAK MAHINDRA BANK	11040	276	0	0.00	0.00	0.00
23	SOUTH INDIAN BANK	40	1	0	0.00	0.00	0.00
24	YES BANK	2320	58	0	0.00	0.00	0.00
25	KARUR VYSYA BANK	40	1	0	0.00	0.00	0.00
26	IDFC FIRST BANK	3200	80	21404	132.58	668.88	165.73
27	RBL BANK	10320	258	10044	57.59	97.33	22.32
	Total Private Sector Bank	81920	2048	57357	219.89	70.02	10.74
	Total COMM. BANKS	158520	3963	102835	720.04	64.87	18.17
	CO-OPERATIVE BANKS						
28	STATE CO-OP. BANK	11160	279	0	0.00	0.00	0.00
	Total Cooperative Bank	11160	279	0	0.00	0.00	0.00
	REGIONAL RURAL BANKS						
29	BIHAR BIHAR GRAMIN BANK	34760	869	31	0.25	0.09	0.03
	Total Region Rural Bank	34760	869	31	0.25	0.09	0.03
	SMALL FINANCE BANK						
30	JANA SMALL FIN. BANK	4400	110	1770	10.58	40.23	9.62
31	UJJIVAN SMALL FIN. BANK	1400	35	131	1.21	9.36	3.46
32	UTKARSH SMALL FIN. BANK	23160	579	112	0.69	0.48	0.12
33	ESAF SMALL FIN. BANK	1800	45	2520	14.74	140.00	32.76
34	UNITY SMALL FINANCE BANK	4360	109	0	0.00	0.00	0.00
	Total Small Financial Bank	35120	878	4533	27.22	12.91	3.10
	TOTAL FOR BIHAR	239560	5989	107399	747.51	44.83	12.48

STATE LEVEL BANKERS' COMMITTEE, BIHAR

CONVENOR : STATE BANK OF INDIA

DISTRICT WISE PROGRESS UNDER DAIRY FY 2025-26 AS ON 31.12.2025

No. in Actual and Amount in Crore

SR.NO.	NAME OF BANK	TARGET		DISBURSED		% ACHIEVEMENT	
		No.	Amt.	No.	Amt.	No.	Amt.
1	ARARIA	4680	117	1780	14.36	38.03	12.27
2	ARWAL	1480	37	294	1.02	19.86	2.76
3	AURANGABAD	5040	126	665	2.95	13.19	2.34
4	BANKA	4000	100	3184	25.45	79.60	25.45
5	BEGUSARAI	8280	207	4468	34.49	53.96	16.66
6	BHAGALPUR	7760	194	3646	28.20	46.98	14.54
7	BHOJPUR	6400	160	952	7.45	14.88	4.66
8	BUXAR	3560	89	534	0.96	15.00	1.08
9	DARBHANGA	7000	175	3247	24.07	46.39	13.75
10	GAYA	9480	237	1720	21.25	18.14	8.97
11	GOPALGANJ	5840	146	2373	13.38	40.63	9.16
12	JAMUI	3280	82	1140	8.22	34.76	10.02
13	JEHANABAD	2320	58	394	2.94	16.98	5.07
14	KAIMUR (BHABUA)	3120	78	292	2.11	9.36	2.71
15	KATIHAR	5720	143	1434	10.02	25.07	7.01
16	KHAGARIA	3080	77	5032	43.99	163.38	57.13
17	KISHANGANJ	3160	79	816	3.97	25.82	5.03
18	LAKHISARAI	2520	63	1296	10.85	51.43	17.22
19	MADHEPURA	3080	77	1105	8.46	35.88	10.99
20	MADHUBANI	6920	173	2278	14.50	32.92	8.38
21	MUNGER	3480	87	1913	14.24	54.97	16.37
22	MUZAFFARPUR	14000	350	20091	78.67	143.51	22.48
23	NALANDA	6320	158	2979	24.10	47.14	15.25
24	NAWADA	4440	111	317	1.69	7.14	1.52
25	PASHCHIM CHAMPARAN	6160	154	3050	23.20	49.51	15.06
26	PATNA	40640	1016	12382	97.49	30.47	9.60
27	PURBI CHAMPARAN	8800	220	4468	26.87	50.77	12.21
28	PURNIA	6600	165	1628	11.86	24.67	7.19
29	ROHTAS	6600	165	1071	7.17	16.23	4.35
30	SAHARSA	2360	59	1951	12.86	82.67	21.80
31	SAMASTIPUR	8360	209	6982	62.71	83.52	30.00
32	SARAN	7960	199	2665	13.86	33.48	6.96
33	SHEIKHPURA	1600	40	883	6.32	55.19	15.80
34	SHEOHAR	1080	27	1643	15.55	152.13	57.59
35	SITAMARHI	4240	106	2907	21.66	68.56	20.43
36	SIWAN	9400	235	2592	14.06	27.57	5.98
37	SUPAUL	3160	79	428	4.60	13.54	5.82
38	VAISHALI	7640	191	2799	31.95	36.64	16.73
TOTAL		239560	5989	107399	747.51	44.83	12.48

STATE LEVEL BANKERS' COMMITTEE, BIHAR							
CONVENOR : STATE BANK OF INDIA							
BANK WISE PROGRESS UNDER POULTRY FY 2025-26 AS ON 31.12.2025							
No. in Actual and Amount in Crore							
SR.NO.	NAME OF BANK	TARGET		DISBURSED		% ACHIEVEMENT	
		No.	Amt.	No.	Amt.	No.	Amt.
	LEAD BANKS						
1	STATE BANK OF INDIA	4975	223	197	10.86	3.96	4.87
2	BANK OF BARODA	3195	143	156	12.03	4.88	8.41
3	CANARA BANK	1708	76	192	12.46	11.24	16.39
4	CENTRAL BANK OF INDIA	4437	199	72	8.13	1.62	4.09
5	PUNJAB NATIONAL BANK	3441	154	41	18.65	1.19	12.11
6	UNION BANK OF INDIA	1176	52	127	7.69	10.80	14.79
7	UCO BANK	1461	65	3	0.60	0.21	0.92
	OTHER BANKS						
8	BANK OF INDIA	1752	78	142	13.00	8.11	16.67
9	BANK OF MAHARASHTRA	365	16	1	0.20	0.27	1.25
10	INDIAN BANK	1867	83	0	0.00	0.00	0.00
11	INDIAN OVERSEAS BANK	411	18	3	2.24	0.73	12.44
12	PUNJAB AND SIND BANK	367	16	1	0.01	0.27	0.06
	Total Public Sector Bank	25155	1123	935	85.87	3.72	7.65
	PRIVATE BANKS						
13	AXIS BANK	952	42	0	0.00	0.00	0.00
14	BANDHAN BANK	9284	417	3625	35.64	39.05	8.55
15	FEDERAL BANK	91	4	193	0.20	212.09	5.00
16	HDFC BANK	1530	68	0	0.00	0.00	0.00
17	ICICI BANK	1464	65	1445	2.15	98.70	3.31
18	IDBI BANK	478	21	0	0.00	0.00	0.00
19	INDUSIND BANK	3698	166	0	0.00	0.00	0.00
20	J & K BANK	23	1	0	0.00	0.00	0.00
21	KARNATAKA BANK	23	1	0	0.00	0.00	0.00
22	KOTAK MAHINDRA BANK	3696	166	0	0.00	0.00	0.00
23	SOUTH INDIAN BANK	23	1	0	0.00	0.00	0.00
24	YES BANK	758	34	0	0.00	0.00	0.00
25	KARUR VYSYA BANK	23	1	0	0.00	0.00	0.00
26	IDFC FIRST BANK	1112	50	453	2.72	40.74	5.44
27	RBL BANK	3357	151	1732	10.00	51.59	6.62
	Total Private Sector Bank	26512	1188	7448	50.71	28.09	4.27
	Total COMM. BANKS	51667	2311	8383	136.57	16.23	5.91
	CO-OPERATIVE BANKS						
28	STATE CO-OP. BANK	3665	164	0	0.00	0.00	0.00
	Total Cooperative Bank	3665	164	0	0.00	0.00	0.00
	REGIONAL RURAL BANKS						
29	BIHAR BIHAR GRAMIN BANK	11194	503	0	0.00	0.00	0.00
	Total Region Rural Bank	11194	503	0	0.00	0.00	0.00
	SMALL FINANCE BANK						
30	JANA SMALL FIN. BANK	1494	67	0	0.00	0.00	0.00
31	UJJIVAN SMALL FIN. BANK	343	15	0	0.00	0.00	0.00
32	UTKARSH SMALL FIN. BANK	7703	346	134	0.81	1.74	0.23
33	ESAF SMALL FIN. BANK	652	29	497	3.42	76.23	11.79
34	UNITY SMALL FINANCE BANK	1362	61	0	0.00	0.00	0.00
	Total Small Financial Bank	11554	518	631	4.22	5.46	0.81
	TOTAL FOR BIHAR	78080	3496	9014	140.80	11.54	4.03

STATE LEVEL BANKERS' COMMITTEE, BIHAR							
CONVENOR : STATE BANK OF INDIA							
DISTRICT WISE PROGRESS UNDER POULTRY FY 2025-26 AS ON 31.12.2025							
No. in Actual and Amount in Crore							
SR.NO.	NAME OF BANK	TARGET		DISBURSED		% ACHIEVEMENT	
		No.	Amt.	No.	Amt.	No.	Amt.
1	ARARIA	1500	67	223	1.77	14.87	2.64
2	ARWAL	407	18	94	1.25	23.10	6.94
3	AURANGABAD	1655	74	430	3.69	25.98	4.99
4	BANKA	1231	55	235	2.44	19.09	4.44
5	BEGUSARAI	2748	123	350	7.91	12.74	6.43
6	BHAGALPUR	2612	117	373	3.40	14.28	2.91
7	BHOJPUR	2101	94	85	1.69	4.05	1.80
8	BUXAR	1209	54	53	0.40	4.38	0.74
9	DARBHANGA	2256	101	135	1.15	5.98	1.14
10	GAYA	3145	141	826	6.60	26.26	4.68
11	GOPALGANJ	1923	86	189	4.28	9.83	4.98
12	JAMUI	1029	46	149	1.52	14.48	3.30
13	JEHANABAD	673	30	43	0.54	6.39	1.80
14	KAIMUR (BHABUA)	985	44	52	1.47	5.28	3.34
15	KATIHAR	1877	84	259	2.25	13.80	2.68
16	KHAGARIA	987	44	99	1.23	10.03	2.80
17	KISHANGANJ	1006	45	217	1.41	21.57	3.13
18	LAKHISARAI	718	32	38	0.93	5.29	2.91
19	MADHEPURA	1008	45	71	1.03	7.04	2.29
20	MADHUBANI	2302	103	70	1.21	3.04	1.17
21	MUNGER	1078	48	71	0.56	6.59	1.17
22	MUZAFFARPUR	4636	208	1164	27.32	25.11	13.13
23	NALANDA	1989	89	185	4.23	9.30	4.75
24	NAWADA	1410	63	173	1.83	12.27	2.90
25	PASHCHIM CHAMPARAN	2034	91	126	5.57	6.19	6.12
26	PATNA	13574	610	1169	14.48	8.61	2.37
27	PURBI CHAMPARAN	2901	130	328	4.89	11.31	3.76
28	PURNIA	2213	99	241	5.08	10.89	5.13
29	ROHTAS	2146	96	125	1.51	5.82	1.57
30	SAHARSA	718	32	104	1.15	14.48	3.59
31	SAMASTIPUR	2723	122	186	7.91	6.83	6.48
32	SARAN	2567	115	265	2.53	10.32	2.20
33	SHEIKHPURA	497	22	111	1.50	22.33	6.82
34	SHEOHAR	248	11	21	0.18	8.47	1.64
35	SITAMARHI	1364	61	65	2.89	4.77	4.74
36	SIWAN	3011	135	329	3.81	10.93	2.82
37	SUPAUL	1008	45	36	1.19	3.57	2.64
38	VAISHALI	2591	116	324	7.99	12.50	6.89
TOTAL		78080	3496	9014	140.80	11.54	4.03

STATE LEVEL BANKERS' COMMITTEE, BIHAR							
CONVENOR : STATE BANK OF INDIA							
BANK WISE PROGRESS UNDER FISHERIES FY 2025-26 AS ON 31.12.2025							
No. in Actual and Amount in Crore							
SR.NO.	NAME OF BANK	TARGET		DISBURSED		% ACHIEVEMENT	
		No.	Amt.	No.	Amt.	No.	Amt.
	LEAD BANKS						
1	STATE BANK OF INDIA	3213	96	73	1.88	2.27	1.96
2	BANK OF BARODA	2213	66	61	0.81	2.76	1.23
3	CANARA BANK	1281	38	98	2.81	7.65	7.39
4	CENTRAL BANK OF INDIA	3111	93	21	1.59	0.68	1.71
5	PUNJAB NATIONAL BANK	2445	73	1	0.55	0.04	0.75
6	UNION BANK OF INDIA	909	27	30	0.75	3.30	2.78
7	UCO BANK	1108	33	4	0.05	0.36	0.15
	OTHER BANKS						
8	BANK OF INDIA	1118	33	83	1.23	7.42	3.73
9	BANK OF MAHARASHTRA	645	19	7	0.36	1.09	1.89
10	INDIAN BANK	1149	34	0	0.00	0.00	0.00
11	INDIAN OVERSEAS BANK	67	2	0	0.00	0.00	0.00
12	PUNJAB AND SIND BANK	67	2	1	0.03	1.49	1.50
	Total Public Sector Bank	17326	516	379	10.07	2.19	1.95
	PRIVATE BANKS						
13	AXIS BANK	609	18	0	0.00	0.00	0.00
14	BANDHAN BANK	6381	191	2896	28.88	45.38	15.12
15	FEDERAL BANK	67	2	1	0.00	1.49	0.00
16	HDFC BANK	1045	31	0	0.00	0.00	0.00
17	ICICI BANK	1180	35	228	0.30	19.32	0.86
18	IDBI BANK	371	11	0	0.00	0.00	0.00
19	INDUSIND BANK	2478	74	0	0.00	0.00	0.00
20	J & K BANK	0	0	0	0.00	0.00	0.00
21	KARNATAKA BANK	0	0	0	0.00	0.00	0.00
22	KOTAK MAHINDRA BANK	2601	78	0	0.00	0.00	0.00
23	SOUTH INDIAN BANK	0	0	0	0.00	0.00	0.00
24	YES BANK	567	17	0	0.00	0.00	0.00
25	KARUR VYSYA BANK	0	0	0	0.00	0.00	0.00
26	IDFC FIRST BANK	802	24	1631	9.70	203.37	40.42
27	RBL BANK	2268	68	3170	17.96	139.77	26.41
	Total Private Sector Bank	18369	549	7926	56.84	43.15	10.35
	Total COMM. BANKS	35695	1065	8305	66.90	23.27	6.28
	CO-OPERATIVE BANKS						
28	STATE CO-OP. BANK	2444	73	0	0.00	0.00	0.00
	Total Cooperative Bank	2444	73	0	0.00	0.00	0.00
	REGIONAL RURAL BANKS						
29	DAKSHIN BIHAR GRAMIN BANK	7645	229	0	0.00	0.00	0.00
	Total Region Rural Bank	7645	229	0	0.00	0.00	0.00
	SMALL FINANCE BANK						
30	JANA SMALL FIN. BANK	1270	38	0	0.00	0.00	0.00
31	UJJIVAN SMALL FIN. BANK	372	11	0	0.00	0.00	0.00
32	UTKARSH SMALL FIN. BANK	5109	153	623	3.77	12.19	2.46
33	ESAF SMALL FIN. BANK	509	15	650	4.03	127.70	26.87
34	UNITY SMALL FINANCE BANK	906	27	0	0.00	0.00	0.00
	Total Small Financial Bank	8166	244	1273	7.80	15.59	3.20
	TOTAL FOR BIHAR	53950	1611	9578	74.70	17.75	4.64

STATE LEVEL BANKERS' COMMITTEE, BIHAR

CONVENOR : STATE BANK OF INDIA

DISTRICT WISE PROGRESS UNDER FISHERIES FY 2025-26 AS ON 31.12.2025

No. in Actual and Amount in Crore

SR.NO.	NAME OF BANK	TARGET		DISBURSED		% ACHIEVEMENT	
		No.	Amt.	No.	Amt.	No.	Amt.
1	ARARIA	1109	33	210	1.97	18.94	5.97
2	ARWAL	270	8	29	0.14	10.74	1.75
3	AURANGABAD	1107	33	58	0.46	5.24	1.39
4	BANKA	906	27	111	1.20	12.25	4.44
5	BEGUSARAI	2042	61	646	4.28	31.64	7.02
6	BHAGALPUR	1710	51	424	3.35	24.80	6.57
7	BHOJPUR	1442	43	103	1.31	7.14	3.05
8	BUXAR	805	24	24	0.31	2.98	1.29
9	DARBHANGA	1575	47	312	2.28	19.81	4.85
10	GAYA	2344	70	153	1.06	6.53	1.51
11	GOPALGANJ	1207	36	105	1.01	8.70	2.81
12	JAMUI	639	19	39	0.37	6.10	1.95
13	JEHANABAD	404	12	10	0.06	2.48	0.50
14	KAIMUR (BHABUA)	637	19	18	0.18	2.83	0.95
15	KATIHAR	1272	38	551	3.81	43.32	10.03
16	KHAGARIA	571	17	262	2.48	45.88	14.59
17	KISHANGANJ	669	20	125	1.31	18.68	6.55
18	LAKHISARAI	504	15	48	0.45	9.52	3.00
19	MADHEPURA	602	18	92	0.62	15.28	3.44
20	MADHUBANI	1473	44	200	3.16	13.58	7.18
21	MUNGER	776	23	89	0.61	11.47	2.65
22	MUZAFFARPUR	3443	103	725	4.49	21.06	4.36
23	NALANDA	1343	40	273	2.65	20.33	6.63
24	NAWADA	905	27	182	1.67	20.11	6.19
25	PASHCHIM CHAMPARAN	1640	49	175	1.22	10.67	2.49
26	PATNA	9345	280	2421	15.48	25.91	5.53
27	PURBI CHAMPARAN	2242	67	222	1.94	9.90	2.90
28	PURNIA	1440	43	308	2.31	21.39	5.37
29	ROHTAS	1407	42	196	1.77	13.93	4.21
30	SAHARSA	437	13	180	1.26	41.19	9.69
31	SAMASTIPUR	1875	56	250	2.19	13.33	3.91
32	SARAN	1707	51	340	2.88	19.92	5.65
33	SHEIKHPURA	236	7	29	0.68	12.29	9.71
34	SHEOHAR	202	6	60	0.48	29.70	8.00
35	SITAMARHI	872	26	124	1.01	14.22	3.88
36	SIWAN	2245	67	262	2.21	11.67	3.30
37	SUPAUL	604	18	48	0.50	7.95	2.78
38	VAISHALI	1943	58	174	1.53	8.96	2.64
TOTAL		53950	1611	9578	74.70	17.75	4.64

STATE LEVEL BANKERS' COMMITTEE BIHAR

(CONVENOR : STATE BANK OF INDIA)

BANK WISE PROGRESS UNDER AGRI TERM LOAN FY 2025-26 AS ON 31.12.2025

No. in Actual and Amount in Crore

SL.NO.	NAME OF BANK	TARGET		DISBURSED		% ACHIEVEMENT	
		NO.	AMT	NO.	AMT	NO.	AMT
	LEAD BANKS						
1	STATE BANK OF INDIA	351890	4891	77652	959.06	22.07	19.61
2	BANK OF BARODA	121388	1687	38378	729.75	31.62	43.26
3	CANARA BANK	119733	1664	2958	62.53	2.47	3.76
4	CENTRAL BANK OF INDIA	127932	1778	2700	90.66	2.11	5.10
5	PUNJAB NATIONAL BANK	261888	3640	8042	463.89	3.07	12.74
6	UNION BANK OF INDIA	75558	1050	20499	323.92	27.13	30.85
7	UCO BANK	95775	1331	1078	21.73	1.13	1.63
	OTHER BANKS						
8	BANK OF INDIA	120741	1678	30609	787.59	25.35	46.94
9	BANK OF MAHARASHTRA	18935	263	3942	21.78	20.82	8.28
10	INDIAN BANK	118222	1643	7908	111.79	6.69	6.80
11	INDIAN OVERSEAS BANK	21310	296	761	31.02	3.57	10.48
12	PUNJAB AND SIND BANK	3312	46	229	9.57	6.91	20.80
	Total Public Sector Bank	1436684	19967	194756	3613.3	13.56	18.10
	PRIVATE BANKS						
13	AXIS BANK	62683	871	90870	489.06	144.97	56.15
14	BANDHAN BANK	158797	2207	195348	1805.91	123.02	81.83
15	FEDERAL BANK	5471	76	0	0	0.00	0.00
16	HDFC BANK	85847	1193	128544	1174.89	149.74	98.48
17	ICICI BANK	42107	585	28716	472	68.20	80.68
18	IDBI BANK	25123	349	31263	252.85	124.44	72.45
19	INDUSIND BANK	285405	3967	316910	1499.45	111.04	37.80
20	J & K BANK	216	3	1	0.01	0.46	0.33
21	KARNATAKA BANK	216	3	0	0	0.00	0.00
22	KOTAK MAHINDRA BANK	32956	458	88555	691.59	268.71	151.00
23	SOUTH INDIAN BANK	360	5	0	0	0.00	0.00
24	YES BANK	8491	118	21665	114.82	255.15	97.31
25	KARUR VYSYA BANK	216	3	0	0	0.00	0.00
26	IDFC FIRST BANK	11875	165	28862	178.4	243.05	108.12
27	RBL BANK	52304	727	226070	1370.39	432.22	188.50
	Total Private Sector Bank	772067	10730	1156804	8049.37	149.83	75.02
	Total COMM. BANKS	2208751	30697	1351560	11662.67	61.19	37.99
	CO-OPERATIVE BANKS						
28	STATE CO-OP. BANK	387357	5384	1215	242.2	0.31	4.50
	Total Cooperative Bank	387357	5384	1215	242.2	0.31	4.50
	REGIONAL RURAL BANKS						
29	BIHAR GRAMIN BANK	856567	11906	20204	222.77	2.36	1.87
	Total Region Rural Bank	856567	11906	20204	222.77	2.36	1.87
	SMALL FINANCE BANK						
30	JANA SMALL FIN. BANK	13531	188	29586	190.16	218.65	101.15
31	UJJIVAN SMALL FIN. BANK	22601	314	113828	844.45	503.64	268.93
32	UTKARSH SMALL FIN. BANK	127858	1777	181575	1212.28	142.01	68.22
33	ESAF SMALL FIN. BANK	6912	96	5639	142.61	81.58	148.55
34	UNITY SMALL FINANCE BANK	14611	203	16325	112.56	111.73	55.45
	Total Small Financial Bank	185513	2578	346953	2502.07	187.02	97.05
	TOTAL FOR BIHAR	3638188	50565	1719932	14629.71	47.27	28.93

STATE LEVEL BANKERS' COMMITTEE BIHAR							
(CONVENOR : STATE BANK OF INDIA)							
DISTRICT WISE PROGRESS UNDER AGRI TERM LOAN FY 2025-26 AS ON 31.12.2025							
No. in Actual and Amount in Crore							
SL.NO.	NAME OF BANK	TARGET		DISBURSED		% ACHIEVEMENT	
		NO.	AMT	NO.	AMT	NO.	AMT
1	ARARIA	74902	1041	36581	463.89	48.84	44.56
2	ARWAL	28283	393	4246	40.56	15.01	10.32
3	AURANGABAD	146198	2032	21013	206.76	14.37	10.18
4	BANKA	56774	789	14219	130.32	25.04	16.52
5	BEGUSARAI	123252	1713	72338	695.35	58.69	40.59
6	BHAGALPUR	133897	1861	39760	439.57	29.69	23.62
7	BHOJPUR	123320	1714	38332	281.83	31.08	16.44
8	BUXAR	75407	1048	20206	165.56	26.80	15.80
9	DARBHANGA	120517	1675	53627	438.25	44.50	26.16
10	GAYA	155698	2164	119912	780.72	77.02	36.08
11	GOPALGANJ	143173	1990	28751	259.06	20.08	13.02
12	JAMUI	50801	706	11904	108.67	23.43	15.39
13	JEHANABAD	41376	575	7375	111.62	17.82	19.41
14	KAIMUR (BHABUA)	91448	1271	13913	150.25	15.21	11.82
15	KATIHAR	80156	1114	43978	452.74	54.87	40.64
16	KHAGARIA	63175	878	17507	221.80	27.71	25.26
17	KISHANGANJ	45262	629	35929	418.41	79.38	66.52
18	LAKHISARAI	44471	618	9050	105.89	20.35	17.13
19	MADHEPURA	51521	716	24544	197.86	47.64	27.63
20	MADHUBANI	102600	1426	27870	250.48	27.16	17.57
21	MUNGER	53535	744	9199	95.39	17.18	12.82
22	MUZAFFARPUR	204546	2843	115477	945.08	56.46	33.24
23	NALANDA	114976	1598	19829	268.46	17.25	16.80
24	NAWADA	63391	881	15807	186.07	24.94	21.12
25	PASHCHIM CHAMPARAN	96775	1345	39939	391.82	41.27	29.13
26	PATNA	247281	3437	304224	2259.81	123.03	65.75
27	PURBI CHAMPARAN	145767	2026	57276	484.98	39.29	23.94
28	PURNIA	80516	1119	34968	478.64	43.43	42.77
29	ROHTAS	106271	1477	20829	221.41	19.60	14.99
30	SAHARSA	59074	821	16290	168.39	27.58	20.51
31	SAMASTIPUR	135408	1882	52500	523.13	38.77	27.80
32	SARAN	126920	1764	60600	493.79	47.75	27.99
33	SHEIKHPURA	24399	339	6032	81.73	24.72	24.11
34	SHEOHAR	19504	271	7551	78.56	38.72	28.99
35	SITAMARHI	70728	983	23475	245.14	33.19	24.94
36	SIWAN	125908	1750	107334	658.67	85.25	37.64
37	SUPAUL	59146	822	11594	123.87	19.60	15.07
38	VAISHALI	151812	2110	175953	1005.19	115.90	47.64
TOTAL		3638188	50565	1719932	14629.71	47.27	28.93

STATE LEVEL BANKERS' COMMITTEE BIHAR

(CONVENOR : STATE BANK OF INDIA)

BANK WISE PROGRESS UNDER CROP LOAN FY 2025-26 AS ON 31.12.2025

No. in Actual and Amount in Crore

SL.NO.	NAME OF BANK	TARGET		DISBURSED		% ACHIEVEMENT	
		NO.	AMT	NO.	AMT	NO.	AMT
	LEAD BANKS						
1	STATE BANK OF INDIA	299942	4049	93387	874.42	31.14	21.60
2	BANK OF BARODA	96313	1300	35374	624.75	36.73	48.06
3	CANARA BANK	100983	1363	20944	457.59	20.74	33.57
4	CENTRAL BANK OF INDIA	118761	1603	106407	2144.70	89.60	133.79
5	PUNJAB NATIONAL BANK	207944	2807	28644	1573.51	13.77	56.06
6	UNION BANK OF INDIA	53352	720	40761	429.25	76.40	59.62
7	UCO BANK	73650	994	16633	488.92	22.58	49.19
	OTHER BANKS						
8	BANK OF INDIA	101276	1367	15274	107.19	15.08	7.84
9	BANK OF MAHARASHTRA	16394	221	250	6.59	1.52	2.98
10	INDIAN BANK	93424	1261	17086	221.32	18.29	17.55
11	INDIAN OVERSEAS BANK	14905	201	1270	42.51	8.52	21.15
12	PUNJAB AND SIND BANK	3863	52	160	2.40	4.14	4.62
	Total Public Sector Bank	1180807	15938	376190	6973.15	31.86	43.75
	PRIVATE BANKS						
13	AXIS BANK	54092	730	5334	109.02	9.86	14.93
14	BANDHAN BANK	133053	1796	0	0.00	0.00	0.00
15	FEDERAL BANK	4078	55	1305	59.90	32.00	108.91
16	HDFC BANK	84166	1136	1181	45.50	1.40	4.01
17	ICICI BANK	30466	411	1038	74.18	3.41	18.05
18	IDBI BANK	20320	274	1468	25.26	7.22	9.22
19	INDUSIND BANK	199717	2696	0	0.00	0.00	0.00
20	J & K BANK	0	0	0	0.00	0.00	0.00
21	KARNATAKA BANK	0	0	1	0.05	0.00	0.00
22	KOTAK MAHINDRA BANK	25711	347	0	0.00	0.00	0.00
23	SOUTH INDIAN BANK	75	1	0	0.00	0.00	0.00
24	YES BANK	3038	41	0	0.00	0.00	0.00
25	KARUR VYSYA BANK	0	0	0	0.00	0.00	0.00
26	IDFC FIRST BANK	4299	58	0	0.00	0.00	0.00
27	RBL BANK	28744	388	0	0.00	0.00	0.00
	Total Private Sector Bank	587759	7933	10327	313.92	1.76	3.96
	Total COMM. BANKS	1768566	23871	386517	7287.08	21.85	30.53
	CO-OPERATIVE BANKS						
28	STATE CO-OP. BANK	322836	4358	66273	2479.66	20.53	56.90
	Total Cooperative Bank	322836	4358	66273	2479.66	20.53	56.90
	REGIONAL RURAL BANKS						
29	BIHAR GRAMIN BANK	750460	10131	700002	14263.27	93.28	140.79
	Total Region Rural Bank	750460	10131	700002	14263.27	93.28	140.79
	SMALL FINANCE BANK						
30	JANA SMALL FIN. BANK	9562	129	0	0.00	0.00	0.00
31	UJJIVAN SMALL FIN. BANK	19495	263	94	0.70	0.48	0.27
32	UTKARSH SMALL FIN. BANK	110017	1485	0	0.00	0.00	0.00
33	ESAF SMALL FIN. BANK	6008	81	0	0.00	0.00	0.00
34	UNITY SMALL FINANCE BANK	12376	167	0	0.00	0.00	0.00
	Total Small Financial Bank	157458	2125	94	0.70	0.06	0.03
	TOTAL FOR BIHAR	2999320	40485	1152886	24030.70	38.44	59.36

STATE LEVEL BANKERS' COMMITTEE BIHAR							
(CONVENOR : STATE BANK OF INDIA)							
DISTRICT WISE PROGRESS UNDER CROP LOAN FY 2025-26 AS ON 31.12.2025							
No. in Actual and Amount in Crore							
SL.NO.	NAME OF BANK	TARGET		DISBURSED		% ACHIEVEMENT	
		NO.	AMT	NO.	AMT	NO.	AMT
1	ARARIA	59123	798	21508	476.71	36.38	59.74
2	ARWAL	20160	272	11800	363.19	58.53	133.53
3	AURANGABAD	118379	1598	36876	695.59	31.15	43.53
4	BANKA	46232	624	19038	319.91	41.18	51.27
5	BEGUSARAI	88159	1190	50449	769.79	57.23	64.69
6	BHAGALPUR	106013	1431	27984	482.14	26.40	33.69
7	BHOJPUR	101642	1372	33987	682.19	33.44	49.72
8	BUXAR	59419	802	21165	418.39	35.62	52.17
9	DARBHANGA	97125	1311	29594	725.01	30.47	55.30
10	GAYA	119124	1608	56575	1238.61	47.49	77.03
11	GOPALGANJ	116011	1566	29950	707.06	25.82	45.15
12	JAMUI	39638	535	26708	273.64	67.38	51.15
13	JEHANABAD	30974	418	14443	289.87	46.63	69.35
14	KAIMUR (BHABUA)	72529	979	23809	596.70	32.83	60.95
15	KATIHAR	62160	839	36449	813.14	58.64	96.92
16	KHAGARIA	49937	674	25240	283.34	50.54	42.04
17	KISHANGANJ	34381	464	16060	429.87	46.71	92.64
18	LAKHISARAI	34750	469	13743	210.70	39.55	44.93
19	MADHEPURA	40009	540	15172	323.41	37.92	59.89
20	MADHUBANI	82308	1111	31605	833.85	38.40	75.05
21	MUNGER	42454	573	13337	179.70	31.42	31.36
22	MUZAFFARPUR	159051	2147	48937	999.73	30.77	46.56
23	NALANDA	76903	1038	50670	606.36	65.89	58.42
24	NAWADA	47494	641	38230	412.59	80.49	64.37
25	PASHCHIM CHAMPARAN	77343	1044	45441	1005.19	58.75	96.28
26	PATNA	195795	2643	35857	2287.13	18.31	86.54
27	PURBI CHAMPARAN	116902	1578	63503	1208.44	54.32	76.58
28	PURNIA	64307	868	32714	680.59	50.87	78.41
29	ROHTAS	85195	1150	46128	741.50	54.14	64.48
30	SAHARSA	46010	621	12712	286.12	27.63	46.07
31	SAMASTIPUR	112677	1521	72408	1161.32	64.26	76.35
32	SARAN	98382	1328	27023	647.28	27.47	48.74
33	SHEIKHPURA	18972	256	9087	142.75	47.90	55.76
34	SHEOHAR	14900	201	5503	95.17	36.93	47.35
35	SITAMARHI	56531	763	25338	500.79	44.82	65.63
36	SIWAN	95567	1290	27535	707.58	28.81	54.85
37	SUPAUL	43863	592	21469	467.99	48.95	79.05
38	VAISHALI	268901	3630	34839	967.35	12.96	26.65
TOTAL		2999320	40485	1152886	24030.70	38.44	59.36

STATE LEVEL BANKERS' COMMITTEE BIHAR							
(CONVENOR : STATE BANK OF INDIA)							
BANK WISE PROGRESS UNDER AGRI INFRASTRUCTURE FY 2025-26 AS ON 31.12.2025							
No. in Actual and Amount in Crore							
SL.NO.	NAME OF BANK	TARGET		DISBURSED		% ACHIEVEMENT	
		NO.	AMT	NO.	AMT	NO.	AMT
	LEAD BANKS						
1	STATE BANK OF INDIA	388	97	4	0.47	1.03	0.48
2	BANK OF BARODA	132	33	645	42.10	488.64	127.58
3	CANARA BANK	132	33	72	32.96	54.55	99.88
4	CENTRAL BANK OF INDIA	144	36	42	38.18	29.17	106.06
5	PUNJAB NATIONAL BANK	284	71	311	114.07	109.51	160.66
6	UNION BANK OF INDIA	76	19	42	13.20	55.26	69.47
7	UCO BANK	104	26	33	19.30	31.73	74.23
	OTHER BANKS						
8	BANK OF INDIA	136	34	39	14.98	28.68	44.06
9	BANK OF MAHARASHTRA	20	5	42	3.46	210.00	69.20
10	INDIAN BANK	128	32	607	32.28	474.22	100.88
11	INDIAN OVERSEAS BANK	20	5	66	3.01	330.00	60.20
12	PUNJAB AND SIND BANK	4	1	4	1.53	100.00	153.00
	Total Public Sector Bank	1568	392	1907	315.55	121.62	80.50
	PRIVATE BANKS						
13	AXIS BANK	72	18	7	1.70	9.72	9.44
14	BANDHAN BANK	172	43	0	0.00	0.00	0.00
15	FEDERAL BANK	4	1	0	0.00	0.00	0.00
16	HDFC BANK	100	25	51	25.28	51.00	101.12
17	ICICI BANK	44	11	0	0.00	0.00	0.00
18	IDBI BANK	28	7	10	2.52	35.71	36.00
19	INDUSIND BANK	296	74	0	0.00	0.00	0.00
20	J & K BANK	0	0	0	0.00	0.00	0.00
21	KARNATAKA BANK	0	0	0	0.00	0.00	0.00
22	KOTAK MAHINDRA BANK	36	9	1	0.03	2.78	0.33
23	SOUTH INDIAN BANK	0	0	0	0.00	0.00	0.00
24	YES BANK	8	2	0	0.00	0.00	0.00
25	KARUR VYSYA BANK	0	0	0	0.00	0.00	0.00
26	IDFC FIRST BANK	8	2	0	0.00	0.00	0.00
27	RBL BANK	48	12	0	0.00	0.00	0.00
	Total Private Sector Bank	816	204	69	29.53	8.46	14.48
	Total COMM. BANKS	2384	596	1976	345.08	82.89	57.90
	CO-OPERATIVE BANKS						
28	STATE CO-OP. BANK	428	107	119	1.27	27.80	1.19
	Total Cooperative Bank	428	107	119	1.27	27.80	1.19
	REGIONAL RURAL BANKS						
29	BIHAR GRAMIN BANK	988	247	15	0.87	1.52	0.35
	Total Region Rural Bank	988	247	15	0.87	1.52	0.35
	SMALL FINANCE BANK						
30	JANA SMALL FIN. BANK	12	3	0	0.00	0.00	0.00
31	UJJIVAN SMALL FIN. BANK	24	6	0	0.00	0.00	0.00
32	UTKARSH SMALL FIN. BANK	140	35	0	0.00	0.00	0.00
33	ESAF SMALL FIN. BANK	8	2	0	0.00	0.00	0.00
34	UNITY SMALL FINANCE BANK	16	4	0	0.00	0.00	0.00
	Total Small Financial Bank	200	50	0	0.00	0.00	0.00
	TOTAL FOR BIHAR	4000	1000	2110	347.22	52.75	34.72

STATE LEVEL BANKERS' COMMITTEE BIHAR							
(CONVENOR : STATE BANK OF INDIA)							
DISTRICT WISE PROGRESS UNDER AGRI INFRASTRUCTURE FY 2025-26 AS ON 31.12.2025							
No. in Actual and Amount in Crore							
SL.NO.	NAME OF BANK	TARGET		DISBURSED		% ACHIEVEMENT	
		NO.	AMT	NO.	AMT	NO.	AMT
1	ARARIA	60	15	48	20.83	80.00	138.87
2	ARWAL	16	4	14	0.67	87.50	16.75
3	AURANGABAD	96	24	38	4.51	39.58	18.79
4	BANKA	60	15	26	16.15	43.33	107.67
5	BEGUSARAI	128	32	38	24.05	29.69	75.16
6	BHAGALPUR	132	33	53	13.45	40.15	40.76
7	BHOJPUR	128	32	45	4.03	35.16	12.59
8	BUXAR	72	18	77	6.18	106.94	34.33
9	DARBHANGA	116	29	103	8.10	88.79	27.93
10	GAYA	156	39	50	10.09	32.05	25.87
11	GOPALGANJ	96	24	15	0.28	15.63	1.17
12	JAMUI	60	15	11	0.46	18.33	3.07
13	JEHANABAD	40	10	12	2.26	30.00	22.60
14	KAIMUR (BHABUA)	52	13	21	4.24	40.38	32.62
15	KATIHAR	80	20	44	11.32	55.00	56.60
16	KHAGARIA	48	12	37	3.10	77.08	25.83
17	KISHANGANJ	40	10	16	6.83	40.00	68.30
18	LAKHISARAI	40	10	16	2.14	40.00	21.40
19	MADHEPURA	36	9	28	4.78	77.78	53.11
20	MADHUBANI	136	34	26	4.68	19.12	13.76
21	MUNGER	60	15	30	2.92	50.00	19.47
22	MUZAFFARPUR	192	48	131	12.67	68.23	26.40
23	NALANDA	124	31	35	9.33	28.23	30.10
24	NAWADA	76	19	10	10.69	13.16	56.26
25	PASHCHIM CHAMPARAN	108	27	29	3.69	26.85	13.67
26	PATNA	788	197	469	35.72	59.52	18.13
27	PURBI CHAMPARAN	144	36	22	5.58	15.28	15.50
28	PURNIA	104	26	92	43.08	88.46	165.69
29	ROHTAS	124	31	68	9.04	54.84	29.16
30	SAHARSA	36	9	11	2.38	30.56	26.44
31	SAMASTIPUR	128	32	66	45.63	51.56	142.59
32	SARAN	104	26	24	0.84	23.08	3.23
33	SHEIKHPURA	20	5	6	1.06	30.00	21.20
34	SHEOHAR	16	4	11	0.09	68.75	2.25
35	SITAMARHI	84	21	148	6.34	176.19	30.19
36	SIWAN	140	35	140	4.27	100.00	12.20
37	SUPAUL	40	10	14	1.94	35.00	19.40
38	VAISHALI	120	30	86	3.80	71.67	12.67
TOTAL		4000	1000	2110	347.22	52.75	34.72

**STATE LEVEL BANKERS' COMMITTEE BIHAR
(CONVENOR : STATE BANK OF INDIA)**

BANK WISE PROGRESS UNDER AGRI ANCILLARY ACTIVITIES FY 2025-26 AS ON 31.12.2025

SL.NO.	NAME OF BANK	No. in Actual and Amount in Crore					
		TARGET		DISBURSED		% ACHIEVEMENT	
		NO.	AMT	NO.	AMT	NO.	AMT
	LEAD BANKS						
1	STATE BANK OF INDIA	14406	2015	96469	2149.78	669.64	106.69
2	BANK OF BARODA	4609	643	4977	505.07	107.98	78.55
3	CANARA BANK	4769	665	2913	142.04	61.08	21.36
4	CENTRAL BANK OF INDIA	4560	636	924	140.89	20.26	22.15
5	PUNJAB NATIONAL BANK	9994	1397	1462	1125.22	14.63	80.55
6	UNION BANK OF INDIA	2544	354	1511	205.85	59.39	58.15
7	UCO BANK	3678	512	192	39.62	5.22	7.74
	OTHER BANKS						
8	BANK OF INDIA	4922	687	35184	1115.54	714.83	162.38
9	BANK OF MAHARASHTRA	816	111	2220	88.42	272.06	79.66
10	INDIAN BANK	4407	615	755	326.86	17.13	53.15
11	INDIAN OVERSEAS BANK	717	98	1181	294.45	164.71	300.46
12	PUNJAB AND SIND BANK	134	17	125	18.01	93.28	105.94
	Total Public Sector Bank	55556	7750	147913	6151.75	266.24	79.38
	PRIVATE BANKS						
13	AXIS BANK	2456	341	437	772.96	17.79	226.67
14	BANDHAN BANK	5245	732	8308	97.33	158.40	13.30
15	FEDERAL BANK	204	28	7	8.75	3.43	31.25
16	HDFC BANK	3390	472	1246	928.38	36.76	196.69
17	ICICI BANK	1440	199	269	307.57	18.68	154.56
18	IDBI BANK	980	134	182	16.35	18.57	12.20
19	INDUSIND BANK	10945	1531	0	0.00	0.00	0.00
20	J & K BANK	0	0	0	0.00	0.00	0.00
21	KARNATAKA BANK	0	0	1	0.25	0.00	0.00
22	KOTAK MAHINDRA BANK	1122	156	0	0.00	0.00	0.00
23	SOUTH INDIAN BANK	0	0	0	0.00	0.00	0.00
24	YES BANK	137	19	9	8.70	6.57	45.79
25	KARUR VYSYA BANK	0	0	0	0.00	0.00	0.00
26	IDFC FIRST BANK	217	30	0	0.00	0.00	0.00
27	RBL BANK	1179	165	212	12.75	17.98	7.73
	Total Private Sector Bank	27315	3807	10671	2153.04	39.07	56.55
	Total COMM. BANKS	82871	11557	158584	8304.79	191.36	71.86
	CO-OPERATIVE BANKS						
28	STATE CO-OP. BANK	14881	2081	9673	2524.67	65.00	121.32
	Total Cooperative Bank	14881	2081	9673	2524.67	65.00	121.32
	REGIONAL RURAL BANKS						
29	BIHAR GRAMIN BANK	38174	5342	7	0.02	0.02	0.00
	Total Region Rural Bank	38174	5342	7	0.02	0.02	0.00
	SMALL FINANCE BANK						
30	JANA SMALL FIN. BANK	442	61	0	0.00	0.00	0.00
31	UJJIVAN SMALL FIN. BANK	921	127	0	0.00	0.00	0.00
32	UTKARSH SMALL FIN. BANK	4695	655	0	0.00	0.00	0.00
33	ESAF SMALL FIN. BANK	301	41	0	0.00	0.00	0.00
34	UNITY SMALL FINANCE BANK	619	86	13427	98.28	2169.14	114.28
	Total Small Financial Bank	6978	970	13427	98.28	192.42	10.13
	TOTAL FOR BIHAR	142904	19950	181691	10927.76	127.14	54.78

STATE LEVEL BANKERS' COMMITTEE BIHAR							
(CONVENOR : STATE BANK OF INDIA)							
DISTRICT WISE PROGRESS UNDER AGRI ANCILLARY ACTIVITIES FY 2025-26 AS ON 31.12.2025							
No. in Actual and Amount in Crore							
SL.NO.	NAME OF BANK	TARGET		DISBURSED		% ACHIEVEMENT	
		NO.	AMT	NO.	AMT	NO.	AMT
1	ARARIA	2833	395	5475	186.97	193.26	47.33
2	ARWAL	1019	141	323	30.19	31.70	21.41
3	AURANGABAD	6165	862	1764	446.24	28.61	51.77
4	BANKA	2260	315	2578	164.87	114.07	52.34
5	BEGUSARAI	4559	637	3384	332.68	74.23	52.23
6	BHAGALPUR	5297	740	3770	218.01	71.17	29.46
7	BHOJPUR	4992	697	1622	155.88	32.49	22.36
8	BUXAR	2915	407	1115	127.08	38.25	31.22
9	DARBHANGA	4848	677	4859	259.68	100.23	38.36
10	GAYA	5663	791	6377	348.54	112.61	44.06
11	GOPALGANJ	5912	826	3531	84.85	59.73	10.27
12	JAMUI	1931	269	1906	101.33	98.71	37.67
13	JEHANABAD	1618	225	725	59.15	44.81	26.29
14	KAIMUR (BHABUA)	3701	517	1556	200.60	42.04	38.80
15	KATIHAR	2933	409	5864	259.32	199.93	63.40
16	KHAGARIA	2511	350	2384	141.83	94.94	40.52
17	KISHANGANJ	1623	226	2460	75.48	151.57	33.40
18	LAKHISARAI	1703	237	1034	73.78	60.72	31.13
19	MADHEPURA	1960	273	6662	178.48	339.90	65.38
20	MADHUBANI	3854	538	5232	222.59	135.76	41.37
21	MUNGER	2017	281	734	65.18	36.39	23.20
22	MUZAFFARPUR	7204	1007	9044	558.77	125.54	55.49
23	NALANDA	4155	580	1942	196.27	46.74	33.84
24	NAWADA	2268	316	1256	190.81	55.38	60.38
25	PASHCHIM CHAMPARAN	3753	524	3486	149.24	92.89	28.48
26	PATNA	8144	1138	23005	3222.99	282.48	283.22
27	PURBI CHAMPARAN	5749	803	15446	624.74	268.67	77.80
28	PURNIA	3033	423	7751	385.73	255.56	91.19
29	ROHTAS	4088	571	2165	225.15	52.96	39.43
30	SAHARSA	2423	338	5544	161.18	228.81	47.69
31	SAMASTIPUR	5416	757	10121	318.41	186.87	42.06
32	SARAN	4847	677	9534	203.14	196.70	30.01
33	SHEIKHPURA	932	129	366	34.97	39.27	27.11
34	SHEOHAR	768	106	1619	69.17	210.81	65.25
35	SITAMARHI	2804	391	4892	169.78	174.47	43.42
36	SIWAN	4459	623	7293	267.63	163.56	42.96
37	SUPAUL	2259	315	7174	102.29	317.57	32.47
38	VAISHALI	10288	1439	7698	314.79	74.83	21.88
TOTAL		142904	19950	181691	10927.76	127.14	54.78

STATE LEVEL BANKERS' COMMITTEE, BIHAR					
CONVENOR : STATE BANK OF INDIA					
BANK WISE JLG FY 2025-26 AS ON 31.12.2025					
SR.	NAME OF BANK	Disbursement		No. in Actual and Amount in Rs.Crore	
		No.	Amt.	No.	Amt.
	LEAD BANKS				
1	STATE BANK OF INDIA	0	0.00	30	0.14
2	BANK OF BARODA	0	0.00	17	0.27
3	CANARA BANK	4965	108.02	28373	347.53
4	CENTRAL BANK OF INDIA	302	0.17	1958	9.86
5	PUNJAB NATIONAL BANK	1	0.00	490	3.58
6	UNION BANK OF INDIA	10	0.02	44	0.67
7	UCO BANK	36	0.27	235	1.04
	OTHER BANKS				
8	BANK OF INDIA	50	0.64	2082	23.46
9	BANK OF MAHARASHTRA	19	0.45	19	0.42
10	INDIAN BANK	0	0.00	54	0.43
11	INDIAN OVERSEAS BANK	0	0.00	28	0.86
12	PUNJAB AND SIND BANK	0	0.00	0	0.00
	Total Public Sector Bank	5383	109.58	33330	388.26
	PRIVATE BANKS				
13	AXIS BANK	105503	555.30	323133	859.14
14	BANDHAN BANK	0	0.00	0	0.00
15	FEDERAL BANK	0	0.00	0	0.00
16	HDFC BANK	100499	772.86	186773	1457.30
17	ICICI BANK	0	0.00	2	0.00
18	IDBI BANK	0	0.00	1	0.03
19	INDUSIND BANK	56608	1355.58	215094	3825.88
20	J & K BANK	0	0.00	0	0.00
21	KARNATAKA BANK	0	0.00	0	0.00
22	KOTAK MAHINDRA BANK	17727	539.54	54010	726.08
23	SOUTH INDIAN BANK	0	0.00	0	0.00
24	YES BANK	1158	43.16	22044	206.91
25	KARUR VYSYA BANK	0	0.00	0	0.00
26	IDFC FIRST BANK	11553	74.49	103978	276.92
27	RBL BANK	22633	544.13	148725	1903.36
	Total Private Sector Bank	315681	3885.06	1053760	9255.61
	Total COMM. BANKS	321064	3994.64	1087090	9643.87
	CO-OPERATIVE BANKS				
28	STATE CO-OP. BANK	6360	26.53	11511	41.21
	Total Cooperative Bank	6360	26.53	11511	41.21
	REGIONAL RURAL BANKS				
29	BIHAR GRAMIN BANK	3588	7.54	211459	1497.98
	Total Region Rural Bank	3588	7.54	211459	1497.98
	SMALL FINANCE BANK				
30	JANA SMALL FIN. BANK	763	15.56	21984	118.63
31	UJJIVAN SMALL FIN. BANK	0	0.00	3529	3.07
32	UTKARSH SMALL FIN. BANK	228380	1455.83	871243	2883.47
33	ESAF SMALL FIN. BANK	2579	78.13	14231	261.02
34	UNITY SMALL FINANCE BANK	75	0.41	95337	185.96
	Total Small Financial Bank	231797	1549.93	1006324	3452.16
	TOTAL FOR BIHAR	562809	5578.64	2316384	14635.22

STATE LEVEL BANKERS' COMMITTEE, BIHAR					
CONVENOR : STATE BANK OF INDIA					
DISTRICT WISE JLG FY 2025-26 AS ON 31.12.2025					
No. in Actual and Amount in Rs.Crore					
SR.	Name of District	Disbursement		Outstanding	
		No.	Amt.	No.	Amt.
1	ARARIA	13948	120.52	58727	380.76
2	ARWAL	2304	13.40	7580	29.18
3	AURANGABAD	14034	126.99	46389	278.73
4	BANKA	6764	62.89	37358	179.99
5	BEGUSARAI	17484	219.82	68182	498.23
6	BHAGALPUR	13865	109.77	47016	246.35
7	BHOJPUR	9614	65.82	32187	130.22
8	BUXAR	9022	63.16	27061	120.03
9	DARBHANGA	21237	290.10	94023	659.34
10	GAYA	23719	178.22	75196	350.24
11	GOPALGANJ	15877	163.49	64903	369.95
12	JAMUI	9690	82.79	31799	170.54
13	JEHANABAD	1577	14.52	4856	33.42
14	KAIMUR (BHABUA)	11824	77.35	30489	139.56
15	KATIHAR	14609	200.51	66039	512.20
16	KHAGARIA	7709	90.56	36099	241.58
17	KISHANGANJ	10434	91.90	30919	254.64
18	LAKHISARAI	5043	38.00	19801	79.37
19	MADHEPURA	6693	63.40	49316	258.60
20	MADHUBANI	18751	181.60	88621	571.97
21	MUNGER	6604	60.84	23375	128.81
22	MUZAFFARPUR	36209	396.33	151542	1147.44
23	NALANDA	10579	77.15	38551	156.61
24	NAWADA	10707	85.88	33365	173.76
25	PASHCHIM CHAMPARAN	27670	207.65	107701	523.02
26	PATNA	50875	812.52	306243	2513.40
27	PURBI CHAMPARAN	32607	265.80	125055	647.25
28	PURNIA	10281	97.20	59658	402.20
29	ROHTAS	16739	124.70	55675	293.23
30	SAHARSA	6799	64.76	29411	257.33
31	SAMASTIPUR	24065	253.37	93919	628.19
32	SARAN	33432	299.98	111755	570.78
33	SHEIKHPURA	3299	23.86	13296	50.27
34	SHEOHAR	2903	25.11	10915	68.49
35	SITAMARHI	13550	128.71	49898	381.99
36	SIWAN	15676	142.53	77053	419.25
37	SUPAUL	4395	33.28	25327	177.09
38	VAISHALI	22221	224.16	87084	591.21
	Total	562809	5578.64	2316384	14635.22

STATE LEVEL BANKERS' COMMITTEE, BIHAR															
CONVENOR : STATE BANK OF INDIA															
BANK WISE TOTAL ACP - Other Disbursement FY 2025-26 AS ON 31.12.2025															
															No. in Actual and Amount in Rs.Crore
Sr. No.	Name of Bank	Other Priority Sector													
		Export Credit		Education (PS)		Housing (PS)		Social Infrastructure		Renewable Energy		Other Priority		Total Other Priority Sector (OPS)	
		A/c	Amt	A/c	Amt	A/c	Amt	A/c	Amt	A/c	Amt	A/c	Amt	A/c	Amt
	LEAD BANKS														
1	STATE BANK OF INDIA	0	0.00	5648	125.48	5373	437.73	11	2.09	3107	57.09	0	0.00	14139	622.39
2	BANK OF BARODA	0	0.00	1186	26.41	89	1.90	4	0.03	2	0.24	381	7.04	1662	35.63
3	CANARA BANK	0	0.00	2081	39.24	903	75.40	0	0.00	540	9.41	8	0.18	3532	124.23
4	CENTRAL BANK OF INDIA	0	0.00	999	24.17	939	188.17	3	0.73	0	0.00	1	0.02	1942	213.09
5	PUNJAB NATIONAL BANK	0	0.00	1989	39.69	1459	228.02	0	0.00	1194	20.59	103	0.45	4745	288.74
6	UNION BANK OF INDIA	0	0.00	1218	23.94	404	24.29	14	0.65	0	0.00	70665	4.24	72301	53.12
7	UCO BANK	0	0.00	351	4.86	393	37.13	1	32.22	2	0.05	13361	611.55	14108	685.80
	OTHER BANKS														
8	BANK OF INDIA	0	0.00	761	13.02	754	90.14	0	0.00	0	0.00	24	1.76	1539	104.92
9	BANK OF MAHARASHTRA	0	0.00	530	4.13	1200	27.95	0	0.00	1	0.00	148	4.00	1879	36.08
10	INDIAN BANK	0	0.00	256	5.48	257	31.75	0	0.00	182	3.35	0	0.00	695	40.58
11	INDIAN OVERSEAS BANK	0	0.00	96	1.26	295	41.85	0	0.00	33	0.67	55	0.21	479	43.99
12	PUNJAB AND SIND BANK	0	0.00	61	2.73	334	36.26	2	0.06	0	0.00	18	1.05	415	40.10
	Total Public Sector Bank	0	0.00	15176	310.42	12400	1220.59	35	35.79	5061	91.39	84764	630.48	117436	2288.67
	PRIVATE BANKS														
13	AXIS BANK	0	0.00	81	3.91	17	1.51	0	0.00	0	0.00	15143	78.35	15241	83.77
14	BANDHAN BANK	0	0.00	0	0.00	976	33.95	0	0.00	0	0.00	75316	466.86	76292	500.81
15	FEDERAL BANK	0	0.00	0	0.00	0	0.00	0	0.00	1	0.20	0	0.00	1	0.20
16	HDFC BANK	0	0.00	54	0.70	3307	63.94	1	0.19	0	0.00	2848	17.65	6210	82.49
17	ICICI BANK	0	0.00	28	4.94	65	15.28	0	0.00	0	0.00	6958	2.76	7051	22.99
18	IDBI BANK	0	0.00	130	2.41	134	16.53	28	1.55	4	0.07	0	0.00	296	20.57
19	INDUSIND BANK	0	0.00	0	0.00	0	0.00	22	0.03	0	0.00	2629	12.91	2651	12.94
20	J & K BANK	0	0.00	8	0.33	1	0.03	0	0.00	1	0.02	25	0.85	35	1.22
21	KARNATAKA BANK	0	0.00	2	0.02	4	0.34	0	0.00	0	0.00	0	0.00	6	0.36
22	KOTAK MAHINDRA BANK	0	0.00	0	0.00	0	0.00	0	0.00	0	0.00	31	0.15	31	0.15
23	SOUTH INDIAN BANK	0	0.00	0	0.00	0	0.00	0	0.00	0	0.00	2	0.27	2	0.27
24	YES BANK	0	0.00	1	0.03	0	0.00	0	0.00	0	0.00	5	0.03	6	0.06
25	KARUR VYSYA BANK	0	0.00	0	0.00	6	0.00	0	0.00	0	0.00	0	0.00	6	0.00
26	IDFC FIRST BANK	0	0.00	0	0.00	0	0.00	0	0.00	0	0.00	0	0.00	0	0.00
27	RBL BANK	0	0.00	0	0.00	0	0.00	0	0.00	0	0.00	746	4.23	746	4.23
	Total Private Sector Bank	0	0.00	304	12.34	4510	131.58	51	1.77	6	0.29	103703	584.06	108574	730.06
	Total COMM. BANKS	0	0.00	15480	322.76	16910	1352.17	86	37.56	5067	91.69	188467	1214.54	226010	3018.72
	CO-OPERATIVE BANKS														
28	STATE CO-OP. BANK	0	0.00	2	0.08	49	6.06	0	0.00	0	0.00	4594	213.23	4645	219.38
	Total Cooperative Bank	0	0.00	2	0.08	49	6.06	0	0.00	0	0.00	4594	213.23	4645	219.38
	REGIONAL RURAL BANKS														
29	BIHAR GRAMIN BANK	0	0.00	541	4.15	3711	258.36	0	0.00	81	2.43	3325	22.22	7658	287.16
	Total Region Rural Bank	0	0.00	541	4.15	3711	258.36	0	0.00	81	2.43	3325	22.22	7658	287.16
	SMALL FINANCE BANK														
30	JANA SMALL FIN. BANK	0	0.00	0	0.00	85	6.43	0	0.00	0	0.00	5352	37.03	5437	43.46
31	UJJIVAN SMALL FIN. BANK	0	0.00	0	0.00	1854	33.32	0	0.00	0	0.00	33255	216.62	35109	249.94
32	UTKARSH SMALL FIN. BANK	0	0.00	0	0.00	378	3.61	19	0.11	0	0.00	42343	257.54	42740	261.25
33	ESAF SMALL FIN. BANK	0	0.00	0	0.00	0	0.00	0	0.00	0	0.00	21323	122.09	21323	122.09
34	UNITY SMALL FINANCE BANK	0	0.00	0	0.00	0	0.00	875	3.62	0	0.00	767	3.48	1642	7.10
	Total Small Financial Bank	0	0.00	0	0.00	2317	43.36	894	3.73	0	0.00	103040	636.76	106251	683.84
	TOTAL FOR BIHAR	0	0.00	16023	327.00	22987	1659.95	980	41.29	5148	94.12	299426	2086.75	344564	4209.10

STATE LEVEL BANKERS' COMMITTEE, BIHAR

CONVENOR : STATE BANK OF INDIA

DISTRICT WISE ACP - Other Disbursement FY 2025-26 AS ON 31.12.2025

No. in Actual and Amount in Rs.Crore

Sr. No.	Name of District	Other Priority Sector													
		Export Credit		Education (PS)		Housing (PS)		Social Infrastructure		Renewable Energy		Other Priority		Total Other Priority Sector (OPS)	
		A/c	Amt	A/c	Amt	A/c	Amt	A/c	Amt	A/c	Amt	A/c	Amt	A/c	Amt
1	ARARIA	0	0.00	133	2.23	276	23.59	1	0.55	6	0.11	8619	56.13	9035	82.60
2	ARWAL	0	0.00	60	0.95	39	3.16	0	0.00	17	0.26	1645	6.75	1761	11.12
3	AURANGABAD	0	0.00	333	5.44	276	21.00	1	0.06	32	0.41	4789	24.94	5431	51.86
4	BANKA	0	0.00	129	2.15	217	9.65	15	0.06	41	0.73	6522	149.41	6924	162.00
5	BEGUSARAI	0	0.00	430	8.28	787	42.56	5	0.03	134	2.50	9440	173.41	10796	226.77
6	BHAGALPUR	0	0.00	893	17.17	926	73.30	3	0.14	263	4.76	15164	220.93	17249	316.30
7	BHOJPUR	0	0.00	388	6.28	669	54.07	0	0.00	134	2.54	5497	30.32	6688	93.21
8	BUXAR	0	0.00	206	3.68	252	22.29	0	0.00	30	0.49	2951	17.02	3439	43.47
9	DARBHANGA	0	0.00	580	11.77	675	56.36	17	1.06	73	1.30	5201	38.77	6546	109.25
10	GAYA	0	0.00	1305	39.51	930	69.70	6	0.02	261	5.00	9176	51.46	11678	165.70
11	GOPALGANJ	0	0.00	206	3.90	961	28.56	1	0.01	27	0.42	2615	19.45	3810	52.34
12	JAMUI	0	0.00	83	1.36	121	10.91	1	0.00	27	0.46	3096	29.79	3328	42.52
13	JEHANABAD	0	0.00	189	3.00	211	14.33	2	0.06	29	0.47	2542	14.12	2973	31.98
14	KAIMUR (BHABUA)	0	0.00	109	1.71	185	12.54	0	0.00	37	0.82	3725	20.76	4056	35.83
15	KATIHAR	0	0.00	202	4.23	565	60.14	1	0.10	21	0.33	8314	39.98	9103	104.77
16	KHAGARIA	0	0.00	111	2.09	97	7.05	5	0.08	36	0.66	35496	25.68	35745	35.55
17	KISHANGANJ	0	0.00	102	1.86	438	18.93	0	0.00	15	0.31	5427	42.72	5982	63.82
18	LAKHISARAI	0	0.00	105	1.75	129	10.37	46	0.20	28	0.47	2200	17.33	2508	30.12
19	MADHEPURA	0	0.00	88	1.89	195	11.87	1	0.08	45	0.69	2185	15.09	2514	29.62
20	MADHUBANI	0	0.00	390	6.52	645	43.38	4	0.22	37	0.71	3994	22.15	5070	73.00
21	MUNGER	0	0.00	191	3.62	239	18.68	0	0.00	85	1.46	5670	71.85	6185	95.60
22	MUZAFFARPUR	0	0.00	955	18.50	1423	102.17	0	0.00	314	5.88	18448	64.30	21140	190.86
23	NALANDA	0	0.00	323	5.80	370	27.99	0	0.00	235	4.06	6746	212.33	7674	250.18
24	NAWADA	0	0.00	165	2.96	305	23.88	4	0.13	121	2.16	3617	20.32	4212	49.44
25	PASHCHIM CHAMPARAN	0	0.00	319	6.11	580	34.98	1	0.17	137	2.34	2987	22.13	4024	65.73
26	PATNA	0	0.00	4403	100.96	5187	461.80	747	36.05	1747	32.19	33177	246.98	45261	877.98
27	PURBI CHAMPARAN	0	0.00	507	9.32	601	32.03	81	0.87	165	3.30	7479	45.16	8833	90.68
28	PURNIA	0	0.00	390	7.57	1361	88.62	1	0.10	97	1.93	15367	72.48	17216	170.69
29	ROHTAS	0	0.00	367	6.17	452	30.39	1	0.01	79	1.37	5543	35.13	6442	73.07
30	SAHARSA	0	0.00	161	3.14	238	16.67	1	0.10	31	0.54	5391	43.77	5822	64.21
31	SAMASTIPUR	0	0.00	480	7.84	737	41.53	4	0.39	182	3.21	28244	65.21	29647	118.18
32	SARAN	0	0.00	432	6.89	494	44.91	9	0.51	109	2.24	10057	58.53	11101	113.08
33	SHEIKHPURA	0	0.00	89	1.51	59	4.82	1	0.03	19	0.36	868	6.21	1036	12.93
34	SHEOHAR	0	0.00	51	0.88	130	3.13	0	0.00	4	0.07	186	0.85	371	4.92
35	SITAMARHI	0	0.00	293	5.08	379	26.02	0	0.00	272	5.28	2420	16.44	3364	52.82
36	SIWAN	0	0.00	286	4.89	530	31.97	17	0.07	36	0.60	6812	40.15	7681	77.69
37	SUPAUL	0	0.00	107	1.74	193	15.15	1	0.00	49	0.68	1186	8.30	1536	25.88
38	VAISHALI	0	0.00	462	8.24	1115	61.48	3	0.18	173	3.01	6630	40.40	8383	113.32
	Total	0	0.00	16023	327.00	22987	1659.95	980	41.29	5148	94.12	299426	2086.75	344564	4209.10

STATE LEVEL BANKERS' COMMITTEE, BIHAR															
CONVENOR : STATE BANK OF INDIA															
BANK WISE TOTAL Other Outstanding FY 2025-26 AS ON 31.12.2025															
No. in Actual and Amount in Rs.Crore															
Sr. No.	Name of Bank	Other Priority Sector													
		Export Credit		Education (PS)		Housing (PS)		Social Infrastructure		Renewable Energy		Other Priority		Total Other Priority Sector (OPS)	
		A/c	Amt	A/c	Amt	A/c	Amt	A/c	Amt	A/c	Amt	A/c	Amt	A/c	Amt
	LEAD BANKS														
1	STATE BANK OF INDIA	0	0.00	15575	672.95	38079	5149.40	14	1.98	3919	70.34	0	0.00	57587	5894.66
2	BANK OF BARODA	0	0.00	3190	141.70	4454	477.35	10	0.54	11	0.40	450	7.18	8115	627.16
3	CANARA BANK	0	0.00	5615	217.32	8600	1150.47	0	0.00	648	9.46	52	0.15	14915	1377.39
4	CENTRAL BANK OF INDIA	0	0.00	5493	214.24	6612	742.60	4	0.49	0	0.00	1613	3.32	13722	960.65
5	PUNJAB NATIONAL BANK	0	0.00	11340	412.19	12591	1574.32	0	0.00	1863	28.14	5619	5.94	31413	2020.58
6	UNION BANK OF INDIA	0	0.00	3214	133.70	3021	293.18	21	1.07	0	0.00	789	0.11	7045	428.06
7	UCO BANK	1	0.04	2029	60.24	4327	419.51	0	0.00	15	0.07	42194	690.91	48566	1170.77
	OTHER BANKS														
8	BANK OF INDIA	0	0.00	3561	126.63	7737	996.01	0	0.00	0	0.00	63	15.10	11361	1137.74
9	BANK OF MAHARASHTRA	0	0.00	409	18.53	1158	194.89	0	0.00	71	1.27	0	0.00	1638	214.69
10	INDIAN BANK	0	0.00	1561	56.93	2820	342.47	2	0.03	257	4.17	0	0.00	4640	403.61
11	INDIAN OVERSEAS BANK	0	0.00	391	14.17	1712	228.84	0	0.00	0	0.00	79	13.82	2182	256.83
12	PUNJAB AND SIND BANK	0	0.00	84	3.80	394	45.87	3	0.06	6	0.11	250	1.49	737	51.34
	Total Public Sector Bank	1	0.04	52462	2072.40	91505	11614.91	54	4.17	6790	113.95	51109	738.02	201921	14543.49
	PRIVATE BANKS														
13	AXIS BANK	0	0.00	866	26.43	612	63.23	0	0.00	0	0.00	92831	184.36	94309	274.02
14	BANDHAN BANK	0	0.00	0	0.00	3114	243.97	0	0.00	0	0.00	162451	401.27	165565	645.24
15	FEDERAL BANK	0	0.00	7	0.22	39	5.39	0	0.00	1	0.20	1173	1.27	1220	7.07
16	HDFC BANK	0	0.00	192	5.12	8115	673.16	5	22.20	0	0.00	5872	17.79	14184	718.27
17	ICICI BANK	0	0.00	815	45.85	1102	153.25	0	0.00	0	0.00	1886	7.07	3803	206.17
18	IDBI BANK	0	0.00	419	16.65	3036	377.68	17	0.84	5	0.06	0	0.00	3477	395.23
19	INDUSIND BANK	0	0.00	0	0.00	0	0.00	45	0.05	0	0.00	8155	21.32	8200	21.37
20	J & K BANK	0	0.00	19	0.91	9	1.27	0	0.00	1	0.02	72	1.64	101	3.84
21	KARNATAKA BANK	0	0.00	4	0.11	15	2.02	0	0.00	0	0.00	0	0.00	19	2.13
22	KOTAK MAHINDRA BANK	0	0.00	0	0.00	7	1.40	0	0.00	0	0.00	1523	1.44	1530	2.84
23	SOUTH INDIAN BANK	0	0.00	2	0.03	0	0.00	0	0.00	0	0.00	2	0.21	4	0.24
24	YES BANK	0	0.00	4	0.14	0	0.00	0	0.00	0	0.00	78	0.22	82	0.36
25	KARUR VYSYA BANK	0	0.00	0	0.00	3	0.20	0	0.00	0	0.00	0	0.00	3	0.20
26	IDFC FIRST BANK	0	0.00	0	0.00	102	7.73	0	0.00	0	0.00	0	0.00	102	7.73
27	RBL BANK	0	0.00	0	0.00	0	0.00	0	0.00	0	0.00	2155	5.59	2155	5.59
	Total Private Sector Bank	0	0.00	2328	95.47	16154	1529.29	67	23.08	7	0.28	276198	642.17	294754	2290.30
	Total COMM. BANKS	1	0.04	54790	2167.87	107659	13144.20	121	27.25	6797	114.23	327307	1380.20	496675	16833.80
	CO-OPERATIVE BANKS														
28	STATE CO-OP. BANK	0	0.00	2	0.09	114	15.53	0	0.00	0	0.00	11471	104.40	11587	120.02
	Total Cooperative Bank	0	0.00	2	0.09	114	15.53	0	0.00	0	0.00	11471	104.40	11587	120.02
	REGIONAL RURAL BANKS														
29	BIHAR GRAMIN BANK	0	0.00	5104	145.45	6007	591.90	0	0.00	81	1.37	8716	516.66	19908	1255.38
	Total Region Rural Bank	0	0.00	5104	145.45	6007	591.90	0	0.00	81	1.37	8716	516.66	19908	1255.38
	SMALL FINANCE BANK														
30	JANA SMALL FIN. BANK	0	0.00	0	0.00	718	35.41	0	0.00	0	0.00	11707	52.89	12425	88.30
31	UJJIVAN SMALL FIN. BANK	0	0.00	0	0.00	3827	75.43	0	0.00	0	0.00	56318	259.09	60145	334.52
32	UTKARSH SMALL FIN. BANK	0	0.00	0	0.00	149	11.46	45	0.16	0	0.00	215208	697.59	215402	709.21
33	ESAF SMALL FIN. BANK	0	0.00	0	0.00	1	0.21	0	0.00	0	0.00	51540	174.65	51541	174.86
34	UNITY SMALL FINANCE BANK	0	0.00	0	0.00	0	0.00	20696	37.49	0	0.00	4246	9.47	24942	46.97
	Total Small Financial Bank	0	0.00	0	0.00	4695	122.52	20741	37.66	0	0.00	339019	1193.69	364455	1353.86
	TOTAL FOR BIHAR	1	0.04	59896	2313.41	118475	13874.15	20862	64.91	6878	115.60	686513	3194.94	892625	19563.06

STATE LEVEL BANKERS' COMMITTEE, BIHAR

CONVENOR : STATE BANK OF INDIA

DISTRICT WISE Other Outstanding FY 2025-26 AS ON 31.12.2025

No. in Actual and Amount in Rs.Crore

Sr. No.	Name of District	Other Priority Sector													
		Export Credit		Education (PS)		Housing (PS)		Social Infrastructure		Renewable Energy		Other Priority		Total Other Priority Sector (OPS)	
		A/c	Amt	A/c	Amt	A/c	Amt	A/c	Amt	A/c	Amt	A/c	Amt	A/c	Amt
1	ARARIA	0	0.00	740	24.21	1476	137.77	13	0.29	19	0.29	26462	130.91	28710	293.47
2	ARWAL	0	0.00	337	11.93	232	25.72	0	0.00	27	0.38	4776	11.56	5372	49.60
3	AURANGABAD	0	0.00	1493	49.69	1823	211.78	2	0.06	58	0.85	15938	42.67	19314	305.06
4	BANKA	0	0.00	576	18.81	924	90.07	102	0.19	54	0.84	19750	159.96	21406	269.87
5	BEGUSARAI	0	0.00	1756	63.80	3328	346.10	70	0.14	238	3.82	26555	209.58	31947	623.45
6	BHAGALPUR	1	0.04	2291	89.43	5014	558.80	2	0.34	350	5.53	33487	237.57	41145	891.70
7	BHOJPUR	0	0.00	1428	52.12	3151	382.83	4	16.07	166	2.78	13494	46.57	18243	500.37
8	BUXAR	0	0.00	763	28.45	1626	176.97	0	0.00	58	0.78	9167	29.42	11614	235.61
9	DARBHANGA	0	0.00	2424	86.02	3751	411.76	524	1.48	97	1.65	16124	91.59	22920	592.50
10	GAYA	0	0.00	4150	225.43	5512	640.26	17	0.04	329	5.51	23580	83.30	33588	954.55
11	GOPALGANJ	0	0.00	809	26.32	2066	144.62	1	0.01	29	0.46	14617	61.30	17522	232.71
12	JAMUI	0	0.00	367	11.29	573	59.33	1	0.00	39	0.60	12563	41.13	13543	112.36
13	JEHANABAD	0	0.00	773	26.08	1022	104.10	3	0.08	46	0.63	3742	14.97	5586	145.86
14	KAIMUR (BHABUA)	0	0.00	553	19.21	889	98.23	0	0.00	59	0.91	11210	42.58	12711	160.92
15	KATIHAR	0	0.00	813	34.02	2580	310.61	0	0.00	30	0.37	19254	135.14	22677	480.14
16	KHAGARIA	0	0.00	537	17.65	600	58.42	8	0.21	48	0.83	10829	35.28	12022	112.40
17	KISHANGANJ	0	0.00	506	18.36	1264	117.11	0	0.00	21	0.36	13300	94.68	15091	230.51
18	LAKHISARAI	0	0.00	568	19.43	495	55.64	2101	3.82	34	0.54	6589	21.48	9787	100.92
19	MADHEPURA	0	0.00	504	16.20	884	90.63	612	1.14	52	0.83	8377	79.20	10429	188.00
20	MADHUBANI	0	0.00	2071	66.24	2444	263.89	2	0.02	54	0.79	15688	41.45	20259	372.39
21	MUNGER	0	0.00	741	25.82	1294	143.16	0	0.00	101	1.56	13710	80.02	15846	250.56
22	MUZAFFARPUR	0	0.00	3790	145.17	8531	923.88	1	0.00	409	6.86	36042	139.92	48773	1215.84
23	NALANDA	0	0.00	1675	51.86	2342	268.12	2	0.00	345	5.35	17920	54.28	22284	379.62
24	NAWADA	0	0.00	767	26.65	1924	209.32	4	0.13	147	2.37	13390	32.97	16232	271.45
25	PASHCHIM CHAMPARAN	0	0.00	1275	44.04	2106	230.01	4	0.14	166	2.76	21898	112.31	25449	389.27
26	PATNA	0	0.00	13368	605.16	35184	4910.99	13612	26.73	2316	40.93	73521	350.13	138001	5933.95
27	PURBI CHAMPARAN	0	0.00	1804	65.53	2808	286.06	2338	4.68	212	3.78	26568	105.74	33730	465.78
28	PURNIA	0	0.00	1492	53.08	5425	574.93	2	0.05	110	1.85	29280	98.09	36309	728.00
29	ROHTAS	0	0.00	1701	57.97	2809	292.45	5	0.02	123	1.96	20134	63.32	24772	415.71
30	SAHARSA	0	0.00	724	24.27	1121	123.28	0	0.00	45	0.81	14915	48.48	16805	196.84
31	SAMASTIPUR	0	0.00	2106	69.25	3471	371.91	762	7.34	225	3.53	27084	100.17	33648	552.20
32	SARAN	0	0.00	1516	51.48	2341	266.87	16	0.52	140	2.66	24408	97.03	28421	418.57
33	SHEIKHPURA	0	0.00	361	12.45	492	53.02	222	0.49	32	0.60	5011	13.10	6118	79.66
34	SHEOHAR	0	0.00	164	5.03	358	31.37	0	0.00	4	0.06	1693	3.49	2219	39.94
35	SITAMARHI	0	0.00	1168	42.90	1764	187.51	1	0.06	328	5.92	6483	28.99	9744	265.38
36	SIWAN	0	0.00	1367	45.76	2238	240.57	298	0.47	42	0.65	20561	113.89	24506	401.34
37	SUPAUL	0	0.00	641	20.90	990	101.46	130	0.20	83	1.33	4202	78.34	6046	202.23
38	VAISHALI	0	0.00	1777	61.40	3623	374.58	3	0.18	242	3.87	24191	64.32	29836	504.35
	Total	1	0.04	59896	2313.41	118475	13874.15	20862	64.91	6878	115.60	686513	3194.94	892625	19563.06

STATE LEVEL BANKERS' COMMITTEE, BIHAR

CONVENOR : STATE BANK OF INDIA

BANK WISE TOTAL Other NPA Outstanding FY 2025-26 AS ON 31.12.2025

No. in Actual and Amount in Rs.Crore

Sr. No.	Name of Bank	Education (PS)		Housing (PS)		Social Infrastructure		Renewable Energy		Other Priority		Total Other Priority Sector (OPS)	
		A/c	Amt	A/c	Amt	A/c	Amt	A/c	Amt	A/c	Amt	A/c	Amt
		LEAD BANKS											
1	STATE BANK OF INDIA	453	12.26	124	10.69	0	0.00	10	0.20	0	0.00	587	23.15
2	BANK OF BARODA	357	10.33	154	11.18	2	0.14	3	0.04	0	0.00	516	21.71
3	CANARA BANK	755	23.86	138	11.20	0	0.00	2	0.02	15	0.09	910	35.17
4	CENTRAL BANK OF INDIA	2139	63.99	934	15.41	0	0.00	0	0.00	1609	2.75	4682	82.15
5	PUNJAB NATIONAL BANK	3536	129.90	307	20.59	0	0.00	10	0.15	3355	5.18	7208	155.82
6	UNION BANK OF INDIA	357	11.28	69	3.90	5	0.37	0	0.00	513	0.07	944	15.62
7	UCO BANK	581	17.17	265	8.16	0	0.00	6	0.01	20347	28.09	21199	53.44
OTHER BANKS													
8	BANK OF INDIA	489	16.93	176	12.61	0	0.00	0	0.00	5	0.09	670	29.64
9	BANK OF MAHARASHTRA	7	0.35	14	2.62	0	0.00	0	0.00	0	0.00	21	2.97
10	INDIAN BANK	286	8.03	29	2.47	2	0.03	0	0.00	0	0.00	317	10.53
11	INDIAN OVERSEAS BANK	27	0.83	20	2.96	0	0.00	0	0.00	0	0.00	47	3.79
12	PUNJAB AND SIND BANK	12	0.13	34	3.75	1	0.00	0	0.00	50	0.02	97	3.90
Total Public Sector Bank		8999	295.07	2264	105.56	10	0.54	31	0.43	25894	36.30	37198	437.90
PRIVATE BANKS													
13	AXIS BANK	54	1.52	8	1.16	0	0.00	0	0.00	36811	68.16	36873	70.84
14	BANDHAN BANK	0	0.00	168	13.04	0	0.00	0	0.00	11888	35.15	12056	48.19
15	FEDERAL BANK	1	0.06	1	0.20	0	0.00	0	0.00	858	1.06	860	1.33
16	HDFC BANK	5	0.12	146	8.54	0	0.00	0	0.00	2157	2.69	2308	11.35
17	ICICI BANK	7	0.26	28	3.43	0	0.00	0	0.00	6	0.00	41	3.69
18	IDBI BANK	33	0.85	58	4.59	1	0.09	0	0.00	0	0.00	92	5.53
19	INDUSIND BANK	0	0.00	0	0.00	0	0.00	0	0.00	1593	0.68	1593	0.68
20	J & K BANK	0	0.00	0	0.00	0	0.00	0	0.00	1	0.03	1	0.03
21	KARNATAKA BANK	0	0.00	0	0.00	0	0.00	0	0.00	0	0.00	0	0.00
22	KOTAK MAHINDRA BANK	0	0.00	0	0.00	0	0.00	0	0.00	590	0.72	590	0.72
23	SOUTH INDIAN BANK	0	0.00	0	0.00	0	0.00	0	0.00	0	0.00	0	0.00
24	YES BANK	0	0.00	0	0.00	0	0.00	0	0.00	0	0.00	0	0.00
25	KARUR VYSYA BANK	0	0.00	0	0.00	0	0.00	0	0.00	0	0.00	0	0.00
26	IDFC FIRST BANK	0	0.00	0	0.00	0	0.00	0	0.00	0	0.00	0	0.00
27	RBL BANK	0	0.00	0	0.00	0	0.00	0	0.00	411	0.52	411	0.52
Total Private Sector Bank		100	2.82	409	30.96	1	0.09	0	0.00	54315	109.01	54825	142.88
Total COMM. BANKS		9099	297.89	2673	136.52	11	0.63	31	0.43	80209	145.31	92023	580.77
CO-OPERATIVE BANKS													
28	STATE CO-OP. BANK	0	0.00	21	0.35	0	0.00	0	0.00	2862	18.93	2883	19.29
Total Cooperative Bank		0	0.00	21	0.35	0	0.00	0	0.00	2862	18.93	2883	19.29
REGIONAL RURAL BANKS													
29	BIHAR GRAMIN BANK	3242	101.91	1805	34.80	0	0.00	2	0.04	192	44.23	5241	180.99
Total Region Rural Bank		3242	101.91	1805	34.80	0	0.00	2	0.04	192	44.23	5241	180.99
SMALL FINANCE BANK													
30	JANA SMALL FIN. BANK	0	0.00	15	0.60	0	0.00	0	0.00	171	0.44	186	1.04
31	UJJIVAN SMALL FIN. BANK	0	0.00	109	0.35	0	0.00	0	0.00	2506	3.51	2615	3.87
32	UTKARSH SMALL FIN. BANK	0	0.00	4	0.37	4	0.01	0	0.00	46623	152.51	46631	152.89
33	ESAF SMALL FIN. BANK	0	0.00	0	0.00	0	0.00	0	0.00	6812	20.32	6812	20.32
34	UNITY SMALL FINANCE BANK	0	0.00	0	0.00	7185	16.24	0	0.00	1147	2.79	8332	19.03
Total Small Financial Bank		0	0.00	128	1.33	7189	16.25	0	0.00	57259	179.57	64576	197.14
TOTAL FOR BIHAR		12341	399.80	4627	173.00	7200	16.88	33	0.48	140522	388.04	164723	978.19

STATE LEVEL BANKERS' COMMITTEE, BIHAR

CONVENOR : STATE BANK OF INDIA

DISTRICT WISE Other NPA Outstanding FY 2025-26 AS ON 31.12.2025

No. in Actual and Amount in Rs.Crore

Sr. No.	Name of District	Education (PS)		Housing (PS)		Social Infrastructure		Renewable Energy		Other Priority		Total Other Priority Sector (OPS)	
		A/c	Amt	A/c	Amt	A/c	Amt	A/c	Amt	A/c	Amt	A/c	Amt
		1	ARARIA	191	5.80	137	2.26	9	0.01	3	0.04	7647	19.73
2	ARWAL	141	5.51	14	0.60	0	0.00	0	0.00	1249	2.86	1404	8.97
3	AURANGABAD	537	17.83	49	2.64	0	0.00	0	0.00	3368	8.38	3954	28.85
4	BANKA	140	3.83	32	1.16	48	0.09	1	0.01	6307	11.91	6528	17.00
5	BEGUSARAI	355	11.57	128	3.37	58	0.10	7	0.07	7861	12.94	8409	28.06
6	BHAGALPUR	177	5.13	72	2.98	0	0.00	0	0.00	5416	12.43	5665	20.53
7	BHOJPUR	394	14.95	53	3.27	0	0.00	0	0.00	2172	5.95	2619	24.17
8	BUXAR	175	6.76	23	0.99	0	0.00	0	0.00	1468	3.77	1666	11.51
9	DARBHANGA	433	13.37	75	3.99	272	0.63	0	0.00	2670	9.65	3450	27.64
10	GAYA	657	23.58	132	9.09	2	0.01	0	0.00	2641	6.96	3432	39.64
11	GOPALGANJ	207	5.51	755	4.42	0	0.00	1	0.01	4643	12.07	5606	22.01
12	JAMUI	91	2.99	21	0.21	0	0.00	0	0.00	4198	9.09	4310	12.29
13	JEHANABAD	298	9.91	15	0.71	2	0.03	1	0.00	570	1.17	886	11.82
14	KAIMUR (BHABUA)	224	8.45	21	1.47	0	0.00	0	0.00	1469	5.16	1714	15.08
15	KATIHAR	155	4.44	97	3.91	0	0.00	0	0.00	2004	14.95	2256	23.30
16	KHAGARIA	154	4.50	15	0.56	0	0.00	0	0.00	3144	7.13	3313	12.19
17	KISHANGANJ	112	2.28	332	8.10	0	0.00	0	0.00	858	6.72	1302	17.10
18	LAKHISARAI	182	6.45	15	1.01	545	1.48	0	0.00	1761	2.81	2503	11.76
19	MADHEPURA	145	4.05	133	3.50	429	0.85	0	0.00	2297	10.69	3004	19.09
20	MADHUBANI	500	14.38	65	2.63	0	0.00	0	0.00	5910	13.06	6475	30.08
21	MUNGER	133	4.41	31	2.09	0	0.00	0	0.00	3056	6.14	3220	12.64
22	MUZAFFARPUR	647	20.48	178	11.78	0	0.00	1	0.02	8483	23.60	9309	55.88
23	NALANDA	639	19.05	58	2.74	0	0.00	0	0.00	2433	5.80	3130	27.59
24	NAWADA	238	8.48	44	2.30	0	0.00	0	0.00	2438	6.73	2720	17.52
25	PASHCHIM CHAMPARAN	290	8.46	44	3.25	1	0.09	0	0.00	6858	26.26	7193	38.05
26	PATNA	1368	46.47	417	38.32	4330	10.29	4	0.05	9774	26.24	15893	121.37
27	PURBI CHAMPARAN	315	9.38	57	3.19	665	1.63	0	0.00	5545	17.22	6582	31.41
28	PURNIA	218	6.72	612	15.88	1	0.00	1	0.05	4460	10.42	5292	33.08
29	ROHTAS	551	20.31	127	7.23	0	0.00	2	0.03	4898	11.08	5578	38.65
30	SAHARSA	195	6.06	68	2.93	0	0.00	2	0.04	2396	6.81	2661	15.84
31	SAMASTIPUR	492	14.44	60	4.64	566	1.10	2	0.02	5351	14.57	6471	34.77
32	SARAN	432	13.46	84	4.19	1	0.00	1	0.02	3537	11.90	4055	29.56
33	SHEIKHPURA	105	3.63	12	0.50	45	0.12	0	0.00	1781	3.85	1943	8.09
34	SHEOHAR	43	1.28	66	1.16	0	0.00	0	0.00	792	1.64	901	4.08
35	SITAMARHI	250	8.74	56	2.96	0	0.00	4	0.07	1621	5.07	1931	16.85
36	SIWAN	430	14.40	53	2.94	139	0.28	0	0.00	2734	12.60	3356	30.22
37	SUPAUL	222	6.86	118	2.31	87	0.15	1	0.01	749	7.45	1177	16.78
38	VAISHALI	505	15.90	358	7.73	0	0.00	2	0.03	5963	13.22	6828	36.88
	Total	12341	399.80	4627	173.00	7200	16.88	33	0.48	140522	388.04	164723	978.19

STATE LEVEL BANKERS' COMMITTEE, BIHAR

CONVENOR : STATE BANK OF INDIA

BANK WISE TOTAL Annual Credit Plans - Non Priority Sector Disbursement FY 2025-26 AS ON 31.12.2025

No. in Actual and Amount in Rs.Crore

Sr. No.	Name of Bank	Non Priority Sector										Total Non Priority Sector	
		Agriculture (NPS)		Education (NPS)		Housing (NPS)		Personal Loans under NPS		Others NPS		No.	Amt
		No.	Amt	No.	Amt	No.	Amt	No.	Amt	No.	Amt		
LEAD BANKS													
1	STATE BANK OF INDIA	53	32.43	421	48.61	14008	2370.91	12010	320.05	270254	17718.96	296746	20490.96
2	BANK OF BARODA	8	5.20	107	16.65	1494	259.69	21083	1839.73	8301	1727.31	30993	3848.57
3	CANARA BANK	28	1.53	44	7.40	1590	343.71	16604	484.53	5132	2176.87	23398	3014.05
4	CENTRAL BANK OF INDIA	0	0.00	0	0.00	11	0.06	15362	2063.72	6906	297.62	22279	2361.40
5	PUNJAB NATIONAL BANK	55	27.22	146	33.70	1726	707.18	3420	390.20	12827	6084.84	18174	7243.14
6	UNION BANK OF INDIA	70	17.96	275	28.34	563	215.35	9960	757.23	6761	441.87	17629	1460.74
7	UCO BANK	0	0.00	0	0.00	493	105.82	178	5.49	6322	405.91	6993	517.22
OTHER BANKS													
8	BANK OF INDIA	0	0.00	49	7.05	262	96.41	3981	281.02	16501	1258.41	20793	1642.89
9	BANK OF MAHARASHTRA	0	0.00	25	0.91	665	36.16	766	13.73	15096	367.40	16552	418.20
10	INDIAN BANK	146	33.61	66	8.47	1068	295.17	17105	1022.82	1064	3358.28	19449	4718.36
11	INDIAN OVERSEAS BANK	4	1.20	28	3.60	150	36.57	316	16.08	3810	415.69	4308	473.13
12	PUNJAB AND SIND BANK	0	0.00	6	2.00	96	30.75	119	5.34	1193	114.68	1414	152.78
Total Public Sector Bank		364	119.15	1167	156.72	22126	4497.79	100904	7199.94	354167	34367.83	478728	46341.44
PRIVATE BANKS													
13	AXIS BANK	0	0.00	29	5.73	178	30.46	14363	329.43	44517	3308.53	59087	3674.16
14	BANDHAN BANK	0	0.00	0	0.00	309	16.31	545	75.93	202261	2451.27	203115	2543.51
15	FEDERAL BANK	0	0.00	0	0.00	7	3.35	97	2.48	7747	558.47	7851	564.30
16	HDFC BANK	2131	445.06	1	0.05	959	264.63	37885	2576.92	84450	4337.07	125426	7623.74
17	ICICI BANK	0	0.00	23	13.03	435	289.99	11407	610.11	257200	4445.44	269065	5358.57
18	IDBI BANK	0	0.00	13	2.49	405	103.93	265	41.63	12741	454.23	13424	602.29
19	INDUSIND BANK	0	0.00	0	0.00	0	0.00	0	0.00	88507	1403.80	88507	1403.80
20	J & K BANK	0	0.00	0	0.00	7	6.17	23	2.18	15	19.92	45	28.28
21	KARNATAKA BANK	0	0.00	0	0.00	5	1.87	10	0.46	59	3.04	74	5.37
22	KOTAK MAHINDRA BANK	0	0.00	0	0.00	0	0.00	0	0.00	16002	257.04	16002	257.04
23	SOUTH INDIAN BANK	0	0.00	0	0.00	0	0.00	95	2.45	5	0.24	100	2.69
24	YES BANK	0	0.00	5	0.47	0	0.00	453	18.51	12520	237.12	12978	256.10
25	KARUR VYSYA BANK	0	0.00	0	0.00	7	1.05	83	1.15	39	0.81	129	3.02
26	IDFC FIRST BANK	0	0.00	1	0.38	11	1.17	7118	94.08	102243	666.50	109373	762.13
27	RBL BANK	0	0.00	0	0.00	0	0.00	4	0.09	574	14.73	578	14.82
Total Private Sector Bank		2131	445.06	72	22.16	2323	718.94	72348	3755.43	828880	18158.22	905754	23099.80
Total COMM. BANKS		2495	564.21	1239	178.88	24449	5216.73	173252	10955.37	1183047	52526.05	1384482	69441.24
CO-OPERATIVE BANKS													
28	STATE CO-OP. BANK	611	154.51	0	0.00	51	6.85	1056	25.16	5872	424.80	7590	611.32
Total Cooperative Bank		611	154.51	0	0.00	51	6.85	1056	25.16	5872	424.80	7590	611.32
REGIONAL RURAL BANKS													
29	BIHAR GRAMIN BANK	0	0.00	10	1.27	1095	301.87	3505	183.95	66094	522.74	70704	1009.84
Total Region Rural Bank		0	0.00	10	1.27	1095	301.87	3505	183.95	66094	522.74	70704	1009.84
SMALL FINANCE BANK													
30	JANA SMALL FIN. BANK	0	0.00	0	0.00	72	2.13	0	0.00	6624	60.07	6696	62.20
31	UJJIVAN SMALL FIN. BANK	0	0.00	0	0.00	318	45.60	0	0.00	23784	244.37	24102	289.97
32	UTKARSH SMALL FIN. BANK	0	0.00	0	0.00	0	0.00	0	0.00	54438	346.59	54438	346.59
33	ESAF SMALL FIN. BANK	0	0.00	0	0.00	0	0.00	0	0.00	2102	36.29	2102	36.29
34	UNITY SMALL FINANCE BANK	0	0.00	0	0.00	0	0.00	0	0.00	12903	83.96	12903	83.96
Total Small Financial Bank		0	0.00	0	0.00	390	47.73	0	0.00	99851	771.28	100241	819.01
TOTAL FOR BIHAR		3106	718.72	1249	180.15	25985	5573.18	177813	11164.48	1354864	54244.87	1563017	71881.42

STATE LEVEL BANKERS' COMMITTEE, BIHAR

CONVENOR : STATE BANK OF INDIA

DISTRICT WISE Annual Credit Plans - Non Priority Sector Disbursement FY 2025-26 AS ON 31.12.2025

No. in Actual and Amount in Rs.Crore

Sr. No.	Name of District	Non Priority Sector											
		Agriculture (NPS)		Education (NPS)		Housing (NPS)		Personal Loans under NPS		Others NPS		Total Non Priority Sector	
		No.	Amt	No.	Amt	No.	Amt	No.	Amt	No.	Amt	No.	Amt
1	ARARIA	63	7.89	10	2.23	254	47.80	2185	116.07	28196	873.25	30708	1047.24
2	ARWAL	1	0.05	2	0.44	47	16.51	976	45.84	5540	165.70	6566	228.54
3	AURANGABAD	28	7.30	10	2.41	253	45.26	2712	164.29	17712	621.07	20715	840.33
4	BANKA	142	6.97	4	0.35	101	16.52	1353	70.26	11081	331.96	12681	426.06
5	BEGUSARAI	66	30.60	42	7.93	710	141.88	7131	349.16	42414	1225.72	50363	1755.29
6	BHAGALPUR	103	31.41	58	6.95	1174	237.58	5061	324.83	44711	1584.24	51107	2185.01
7	BHOJPUR	68	27.33	9	1.81	665	108.68	3590	224.57	29976	991.64	34308	1354.03
8	BUXAR	35	2.58	10	2.04	255	38.98	2330	146.23	15980	473.33	18610	663.16
9	DARBHANGA	77	3.75	52	8.30	860	196.74	6272	396.01	45267	1160.96	52528	1765.77
10	GAYA	40	15.47	153	12.52	1226	214.74	6874	503.14	55779	1990.30	64072	2736.16
11	GOPALGANJ	43	6.89	5	1.11	209	31.81	4084	205.91	32446	665.75	36787	911.46
12	JAMUI	19	4.84	3	0.20	103	21.24	1503	116.28	14188	488.27	15816	630.83
13	JEHANABAD	4	0.29	7	1.18	181	32.25	1814	114.71	14209	339.12	16215	487.55
14	KAIMUR (BHABUA)	47	4.80	6	0.71	138	20.92	1458	95.68	12211	456.70	13860	578.81
15	KATIHAR	439	20.96	22	2.54	500	93.82	3375	224.34	33131	904.12	37467	1245.79
16	KHAGARIA	73	7.65	6	1.02	104	27.86	2179	96.48	12376	421.57	14738	554.58
17	KISHANGANJ	66	6.81	15	2.18	176	47.42	1536	103.60	17485	500.20	19278	660.21
18	LAKHISARAI	2	0.16	2	0.22	96	19.95	1471	71.75	8279	282.03	9850	374.11
19	MADHEPURA	36	1.20	9	1.62	181	40.94	1968	103.88	15064	494.91	17258	642.56
20	MADHUBANI	86	9.48	19	3.29	430	74.79	4339	248.61	30735	827.81	35609	1163.98
21	MUNGER	17	1.47	5	1.08	167	36.32	2674	168.29	16993	653.77	19856	860.92
22	MUZAFFARPUR	102	8.55	77	10.65	1738	339.26	12745	711.12	98338	2784.22	113000	3853.81
23	NALANDA	44	3.78	13	2.18	464	108.07	4072	235.89	33150	929.05	37743	1278.97
24	NAWADA	19	1.15	7	0.94	244	39.28	2713	143.74	20513	521.78	23496	706.89
25	PASHCHIM CHAMPARAN	118	20.64	16	2.28	452	62.97	5233	307.67	36494	992.90	42313	1386.47
26	PATNA	356	255.11	513	77.63	9939	2501.38	40806	3059.73	310928	23369.48	362542	29263.34
27	PURBI CHAMPARAN	130	11.98	19	3.60	454	116.74	6565	424.81	48916	1738.29	56084	2295.42
28	PURNIA	191	21.50	25	3.25	1037	203.34	3668	221.59	41452	1252.20	46373	1701.88
29	ROHTAS	41	4.18	17	2.33	345	58.87	3566	240.49	26032	898.72	30001	1204.58
30	SAHARSA	55	4.93	11	1.47	292	58.51	2176	140.64	17057	555.27	19591	760.82
31	SAMASTIPUR	88	9.28	18	2.40	483	92.60	6406	383.58	36391	989.86	43386	1477.71
32	SARAN	57	2.94	10	1.77	679	95.19	5187	312.12	47541	1228.70	53474	1640.72
33	SHEIKHPURA	13	1.48	1	0.13	58	12.05	1120	57.24	5233	206.98	6425	277.88
34	SHEOHAR	6	0.31	1	0.38	51	6.31	1217	44.15	2999	99.62	4274	150.77
35	SITAMARHI	77	6.47	24	3.30	392	79.00	4213	233.48	21460	621.86	26166	944.11
36	SIWAN	61	6.18	25	3.80	472	89.75	4485	255.66	44098	1054.94	49141	1410.33
37	SUPAUL	232	155.27	1	0.26	172	36.86	2165	117.44	14754	524.74	17324	834.58
38	VAISHALI	61	7.07	22	3.63	883	161.03	6591	385.19	45735	1023.83	53292	1580.75
	Total	3106	718.72	1249	180.15	25985	5573.18	177813	11164.48	1354864	54244.87	1563017	71881.42

STATE LEVEL BANKERS' COMMITTEE, BIHAR													
CONVENOR : STATE BANK OF INDIA													
BANK WISE TOTAL Non Priority Sector Outstanding FY 2025-26 AS ON 31.12.2025													
No. in Actual and Amount in Rs.Crore													
Sr. No.	Name of Bank	Non Priority Sector											
		Agriculture (NPS)		Education (NPS)		Housing (NPS)		Personal Loans under NPS		Others NPS		Total Non Priority Sector	
		No.	Amt	No.	Amt	No.	Amt	No.	Amt	No.	Amt	No.	Amt
	LEAD BANKS												
1	STATE BANK OF INDIA	224	32.33	735	186.93	68993	10474.68	103089	1386.87	905935	37408.11	1078976	49488.92
2	BANK OF BARODA	1385	26.39	218	77.04	5391	1335.48	84771	3268.55	28070	2596.57	119835	7304.03
3	CANARA BANK	192	121.94	311	111.83	3539	1235.85	23269	862.41	25909	7311.70	53220	9643.73
4	CENTRAL BANK OF INDIA	0	0.00	4	2.13	379	76.79	45466	3485.61	16732	23.91	62581	3588.44
5	PUNJAB NATIONAL BANK	441	2407.38	327	98.10	11636	2602.40	32027	1020.42	60059	6155.33	104490	12283.62
6	UNION BANK OF INDIA	19	6.24	540	121.47	2162	673.51	23484	1187.92	15549	898.16	41754	2887.31
7	UCO BANK	0	0.00	6	0.78	1779	535.37	1779	20.62	17856	1079.64	21420	1636.42
	OTHER BANKS												
8	BANK OF INDIA	0	0.00	103	27.04	976	492.70	20320	911.04	50740	3300.06	72139	4730.84
9	BANK OF MAHARASHTRA	0	0.00	18	8.27	511	148.65	9723	421.75	40	718.29	10292	1296.97
10	INDIAN BANK	23	36.03	159	39.54	6462	1662.35	33785	1657.72	2593	1534.52	43022	4930.16
11	INDIAN OVERSEAS BANK	333	11.04	46	9.29	953	253.77	1191	34.90	8913	873.62	11436	1182.64
12	PUNJAB AND SIND BANK	0	0.00	16	2.76	237	51.17	384	6.21	1227	123.38	1864	183.52
	Total Public Sector Bank	2617	2641.36	2483	685.19	103018	19542.73	379288	14264.03	1133623	62023.30	1621029	99156.60
	PRIVATE BANKS												
13	AXIS BANK	0	0.00	43	13.08	1694	532.25	331897	1404.19	143608	5526.46	477242	7475.97
14	BANDHAN BANK	0	0.00	0	0.00	1398	181.80	3362	361.05	394434	3041.28	399194	3584.13
15	FEDERAL BANK	0	0.00	0	0.00	47	19.90	723	10.77	9076	344.39	9846	375.06
16	HDFC BANK	6267	701.00	126	2.68	5196	1451.74	110061	5481.92	798207	6148.81	919857	13786.16
17	ICICI BANK	0	0.00	333	85.56	5884	1903.56	48426	1678.03	240265	4959.11	294908	8626.26
18	IDBI BANK	0	0.00	28	9.30	1875	466.54	714	148.03	20790	991.09	23407	1614.96
19	INDUSIND BANK	0	0.00	0	0.00	0	0.00	0	0.00	273216	2194.62	273216	2194.62
20	J & K BANK	0	0.00	1	0.27	39	12.88	148	9.49	69	37.33	257	59.98
21	KARNATAKA BANK	0	0.00	0	0.00	14	5.30	48	3.19	35	2.28	97	10.77
22	KOTAK MAHINDRA BANK	0	0.00	0	0.00	0	0.00	0	0.00	32194	595.40	32194	595.40
23	SOUTH INDIAN BANK	0	0.00	0	0.00	1	0.19	137	3.39	8	0.28	146	3.86
24	YES BANK	0	0.00	7	1.76	0	0.00	3347	104.65	13729	229.32	17083	335.73
25	KARUR VYSYA BANK	0	0.00	0	0.00	7	2.47	83	3.05	39	9.42	129	14.93
26	IDFC FIRST BANK	0	0.00	1	0.33	129	14.51	8759	103.02	162353	953.89	171242	1071.75
27	RBL BANK	16	0.12	0	0.00	0	0.00	4	0.09	1976	8.40	1996	8.61
	Total Private Sector Bank	6283	701.12	539	112.98	16284	4591.15	507709	9310.87	2089999	25042.07	2620814	39758.20
	Total COMM. BANKS	8900	3342.48	3022	798.17	119302	24133.89	886997	23574.90	3223622	87065.36	4241843	138914.80
	CO-OPERATIVE BANKS												
28	STATE CO-OP. BANK	2473	188.94	0	0.00	346	20.83	3507	66.24	14455	365.19	20781	641.20
	Total Cooperative Bank	2473	188.94	0	0.00	346	20.83	3507	66.24	14455	365.19	20781	641.20
	REGIONAL RURAL BANKS												
29	BIHAR GRAMIN BANK	0	0.00	26	0.83	11003	756.46	11649	616.94	254443	581.80	277121	1956.02
	Total Region Rural Bank	0	0.00	26	0.83	11003	756.46	11649	616.94	254443	581.80	277121	1956.02
	SMALL FINANCE BANK												
30	JANA SMALL FIN. BANK	0	0.00	0	0.00	151	16.41	0	0.00	8898	102.17	9049	118.59
31	UJJIVAN SMALL FIN. BANK	0	0.00	0	0.00	1410	169.22	48	0.32	43723	324.96	45181	494.49
32	UTKARSH SMALL FIN. BANK	0	0.00	0	0.00	0	0.00	0	0.00	66532	500.67	66532	500.67
33	ESAF SMALL FIN. BANK	0	0.00	0	0.00	0	0.00	0	0.00	1349	28.48	1349	28.48
34	UNITY SMALL FINANCE BANK	0	0.00	0	0.00	0	0.00	0	0.00	22557	104.21	22557	104.21
	Total Small Financial Bank	0	0.00	0	0.00	1561	185.63	48	0.32	143059	1060.50	144668	1246.45
	TOTAL FOR BIHAR	11373	3531.42	3048	799.01	132212	25096.80	902201	24258.40	3635579	89072.85	4684413	142758.47

STATE LEVEL BANKERS' COMMITTEE, BIHAR													
CONVENOR : STATE BANK OF INDIA													
DISTRICT WISE Non Priority Sector Outstanding FY 2025-26 AS ON 31.12.2025													
No. in Actual and Amount in Rs.Crore													
Sr. No.	Name of District	Non Priority Sector											
		Agriculture (NPS)		Education (NPS)		Housing (NPS)		Personal Loans under NPS		Others NPS		Total Non Priority Sector	
		No.	Amt	No.	Amt	No.	Amt	No.	Amt	No.	Amt	No.	Amt
1	ARARIA	264	18.11	32	8.11	1269	208.30	13597	271.34	71182	1467.53	86344	1973.38
2	ARWAL	0	0.00	4	1.08	283	53.53	4209	122.14	15105	303.35	19601	480.10
3	AURANGABAD	185	10.46	30	6.81	1421	227.88	14381	429.61	52311	1168.51	68328	1843.28
4	BANKA	240	16.09	10	2.05	520	92.00	6991	164.12	31879	671.77	39640	946.02
5	BEGUSARAI	288	44.02	65	17.82	3474	596.87	27121	719.88	117635	2276.15	148583	3654.74
6	BHAGALPUR	882	43.85	128	32.00	5856	1108.02	29441	790.02	117667	2897.22	153974	4871.11
7	BHOJPUR	147	27.13	40	8.59	3038	463.04	18128	522.53	89824	1730.79	111177	2752.08
8	BUXAR	175	11.79	22	5.70	1229	167.24	13052	355.35	46480	920.19	60958	1460.26
9	DARBHANGA	1437	12.14	96	27.02	4675	830.63	26892	818.76	118193	2661.70	151293	4350.26
10	GAYA	202	17.07	319	54.35	5584	973.23	35157	1175.61	147008	3226.71	188270	5446.97
11	GOPALGANJ	1406	45.20	20	5.47	1080	166.88	18373	448.07	72219	1250.94	93098	1916.56
12	JAMUI	36	6.57	9	2.49	594	100.51	7709	211.48	41558	853.95	49906	1175.01
13	JEHANABAD	5	0.48	10	2.17	1074	142.84	9375	235.61	33074	614.96	43538	996.06
14	KAIMUR (BHABUA)	82	10.78	12	3.75	786	106.28	7962	225.40	35396	824.98	44238	1171.19
15	KATI HAR	172	23.09	57	14.06	2507	382.89	16825	501.64	82514	1685.46	102075	2607.15
16	KHAGARIA	111	8.59	19	3.62	575	115.03	10254	234.67	36373	761.73	47332	1123.64
17	KISHANGANJ	166	11.77	26	8.49	907	145.66	8932	200.83	43746	929.39	53777	1296.13
18	LAKHISARAI	9	0.35	10	2.15	415	75.02	6445	163.77	25304	539.44	32183	780.74
19	MADHEPURA	190	2.82	15	4.75	675	132.91	10369	239.09	44982	1041.67	56231	1421.23
20	MADHUBANI	160	15.57	44	11.52	2232	327.30	24326	569.56	97331	1828.39	124093	2752.35
21	MUNGER	62	4.13	21	5.32	1108	159.14	13667	398.61	53660	1222.45	68518	1789.65
22	MUZAFFARPUR	311	49.47	186	49.61	9189	1517.53	59946	1580.29	262562	5074.71	332194	8271.61
23	NALANDA	138	7.10	51	13.92	2597	469.84	20741	546.14	93732	1657.90	117259	2694.91
24	NAWADA	107	7.53	21	5.49	1377	213.31	12461	330.62	54266	970.88	68232	1527.83
25	PASHCHIM CHAMPARAN	384	42.51	33	9.81	2003	243.11	25541	608.86	93205	2044.63	121166	2948.92
26	PATNA	774	2739.65	1268	365.15	52842	11922.84	227189	6271.09	793774	31473.27	1075847	52772.01
27	PURBI CHAMPARAN	519	30.00	53	14.92	2540	446.00	29923	853.32	129328	2875.33	162363	4219.57
28	PURNIA	483	56.96	70	20.77	5008	812.06	20089	493.77	118159	2352.96	143809	3736.52
29	ROHTAS	469	15.87	49	8.59	1899	307.45	19338	545.80	76175	1738.90	97930	2616.61
30	SAHARSA	181	13.57	32	8.83	1303	236.97	10175	326.83	40291	1082.84	51982	1669.04
31	SAMASTIPUR	338	33.02	65	14.27	2786	473.57	31269	879.11	125753	2044.10	160211	3444.06
32	SARAN	297	6.17	38	9.06	2977	389.64	24619	682.54	115592	2157.54	143523	3244.94
33	SHEIKHPURA	28	3.96	3	0.72	331	55.08	5398	116.53	17385	390.06	23145	566.36
34	SHEOHAR	9	0.65	10	1.99	184	30.23	6057	112.22	11815	234.51	18075	379.61
35	SITAMARHI	276	16.54	53	15.73	1813	318.03	19276	470.49	66280	1301.88	87698	2122.67
36	SIWAN	238	6.45	51	12.07	2197	343.69	22090	573.82	101816	1665.13	126392	2601.16
37	SUPAUL	318	158.40	15	4.16	734	140.47	9673	253.79	45115	1059.26	55855	1616.08
38	VAISHALI	284	13.52	61	16.59	3130	601.76	35210	815.09	116890	2071.68	155575	3518.65
	Total	11373	3531.42	3048	799.01	132212	25096.80	902201	24258.40	3635579	89072.85	4684413	142758.47

STATE LEVEL BANKERS' COMMITTEE, BIHAR													
CONVENOR : STATE BANK OF INDIA													
BANK WISE TOTAL Non Priority Sector NPA Outstanding FY 2025-26 AS ON 31.12.2025													
No. in Actual and Amount in Rs.Crore													
Sr. No.	Name of Bank	Non Priority Sector											
		Agriculture (NPS)		Education (NPS)		Housing (NPS)		Personal Loans under NPS		Others NPS		Total Non Priority Sector	
		No.	Amt	No.	Amt	No.	Amt	No.	Amt	No.	Amt	No.	Amt
LEAD BANKS													
1	STATE BANK OF INDIA	130	0.72	0	0.00	107	8.84	3267	36.04	42845	264.24	46349	309.83
2	BANK OF BARODA	1376	19.27	0	0.00	92	17.84	7974	79.08	2701	112.32	12143	228.51
3	CANARA BANK	137	2.69	0	0.00	31	5.83	358	7.51	3227	46.93	3753	62.97
4	CENTRAL BANK OF INDIA	0	0.00	0	0.00	21	2.88	6649	54.40	1591	2.42	8261	59.71
5	PUNJAB NATIONAL BANK	355	4.97	2	0.10	81	5.95	2418	34.83	9772	63.58	12628	109.44
6	UNION BANK OF INDIA	0	0.00	2	0.24	49	2.58	1322	32.98	7711	160.89	9084	196.70
7	UCO BANK	0	0.00	0	0.00	17	4.83	423	3.59	1456	12.61	1896	21.03
OTHER BANKS													
8	BANK OF INDIA	0	0.00	4	0.07	8	2.20	446	8.62	9343	45.98	9801	56.86
9	BANK OF MAHARASHTRA	0	0.00	0	0.00	2	0.31	9	0.27	3	0.18	14	0.76
10	INDIAN BANK	11	0.33	1	0.05	134	14.82	986	15.65	1264	21.37	2396	52.22
11	INDIAN OVERSEAS BANK	332	10.99	16	0.45	4	0.59	20	0.17	1910	48.72	2282	60.93
12	PUNJAB AND SIND BANK	0	0.00	0	0.00	12	0.00	244	0.12	161	2.55	417	2.67
	Total Public Sector Bank	2341	38.98	25	0.92	558	66.67	24116	273.25	81984	781.80	109024	1161.62
PRIVATE BANKS													
13	AXIS BANK	0	0.00	0	0.00	24	5.16	7247	31.25	5771	181.01	13042	217.41
14	BANDHAN BANK	0	0.00	0	0.00	58	8.48	251	22.40	25074	118.05	25383	148.93
15	FEDERAL BANK	0	0.00	0	0.00	1	0.27	44	0.95	222	5.99	267	7.21
16	HDFC BANK	1690	27.95	4	0.07	79	20.64	1106	28.57	18716	131.45	21595	208.69
17	ICICI BANK	0	0.00	2	0.33	73	20.09	962	26.74	6946	123.44	7983	170.61
18	IDBI BANK	0	0.00	0	0.00	16	1.76	3	0.83	1139	37.05	1158	39.64
19	INDUSIND BANK	0	0.00	0	0.00	0	0.00	0	0.00	76126	177.07	76126	177.07
20	J & K BANK	0	0.00	0	0.00	0	0.00	0	0.00	3	0.07	3	0.07
21	KARNATAKA BANK	0	0.00	0	0.00	0	0.00	1	0.00	0	0.00	1	0.00
22	KOTAK MAHINDRA BANK	0	0.00	0	0.00	0	0.00	0	0.00	3860	21.71	3860	21.71
23	SOUTH INDIAN BANK	0	0.00	0	0.00	0	0.00	9	0.18	0	0.00	9	0.18
24	YES BANK	0	0.00	0	0.00	0	0.00	92	2.26	253	3.96	345	6.22
25	KARUR VYSYA BANK	0	0.00	0	0.00	0	0.00	0	0.00	0	0.00	0	0.00
26	IDFC FIRST BANK	0	0.00	0	0.00	1	0.06	57	0.55	3881	17.60	3939	18.22
27	RBL BANK	1	0.02	0	0.00	0	0.00	0	0.00	353	0.71	354	0.72
	Total Private Sector Bank	1691	27.97	6	0.40	252	56.47	9772	113.73	142344	818.11	154065	1016.68
	Total COMM. BANKS	4032	66.95	31	1.32	810	123.14	33888	386.98	224328	1599.91	263089	2178.30
CO-OPERATIVE BANKS													
28	STATE CO-OP. BANK	21	0.95	0	0.00	229	7.10	1677	23.43	4172	86.04	6099	117.52
	Total Cooperative Bank	21	0.95	0	0.00	229	7.10	1677	23.43	4172	86.04	6099	117.52
REGIONAL RURAL BANKS													
29	BIHAR GRAMIN BANK	0	0.00	0	0.00	13	8.69	1558	16.03	194494	55.90	196065	80.63
	Total Region Rural Bank	0	0.00	0	0.00	13	8.69	1558	16.03	194494	55.90	196065	80.63
SMALL FINANCE BANK													
30	JANA SMALL FIN. BANK	0	0.00	0	0.00	1	0.22	0	0.00	149	1.25	150	1.48
31	UJJIVAN SMALL FIN. BANK	0	0.00	0	0.00	0	0.00	0	0.00	1887	4.13	1887	4.13
32	UTKARSH SMALL FIN. BANK	0	0.00	0	0.00	0	0.00	0	0.00	14530	58.54	14530	58.54
33	ESAF SMALL FIN. BANK	0	0.00	0	0.00	0	0.00	0	0.00	12	0.17	12	0.17
34	UNITY SMALL FINANCE BANK	0	0.00	0	0.00	0	0.00	0	0.00	2238	7.69	2238	7.69
	Total Small Financial Bank	0	0.00	0	0.00	1	0.22	0	0.00	18816	71.78	18817	72.01
	TOTAL FOR BIHAR	4053	67.90	31	1.32	1053	139.16	37123	426.44	441810	1813.64	484070	2448.46

STATE LEVEL BANKERS' COMMITTEE, BIHAR													
CONVENOR : STATE BANK OF INDIA													
DISTRICT WISE Non Priority Sector NPA Outstanding FY 2025-26 AS ON 31.12.2025													
No. in Actual and Amount in Rs.Crore													
Sr. No.	Name of District	Non Priority Sector											
		Agriculture (NPS)		Education (NPS)		Housing (NPS)		Personal Loans under NPS		Others NPS		Total Non Priority Sector	
		A/c	Amt	A/c	Amt	A/c	Amt	A/c	Amt	A/c	Amt	A/c	Amt
1	ARARIA	85	0.42	0	0.00	7	0.83	1068	8.64	9129	29.92	10289	39.81
2	ARWAL	0	0.00	0	0.00	1	0.00	144	1.80	1296	9.25	1441	11.05
3	AURANGABAD	92	0.25	0	0.00	10	1.51	433	8.05	3030	27.55	3565	37.36
4	BANKA	136	2.73	0	0.00	7	2.11	301	2.91	2752	11.60	3196	19.35
5	BEGUSARAI	133	2.17	1	0.03	9	1.06	796	7.71	7903	45.94	8842	56.91
6	BHAGALPUR	727	11.38	4	0.15	27	4.59	999	10.21	6393	56.44	8150	82.77
7	BHOJPUR	31	2.29	0	0.00	19	2.16	688	8.01	9138	43.41	9876	55.87
8	BUXAR	63	0.82	1	0.05	12	2.64	394	4.23	2413	21.15	2883	28.89
9	DARBHANGA	78	2.26	0	0.00	18	2.01	870	11.21	24618	44.97	25584	60.45
10	GAYA	134	1.16	2	0.06	60	8.92	1663	22.39	11701	82.22	13560	114.75
11	GOPALGANJ	153	1.66	0	0.00	22	1.75	776	7.56	12463	28.47	13414	39.43
12	JAMUI	14	0.34	0	0.00	31	1.06	500	5.28	3545	22.82	4090	29.50
13	JEHANABAD	0	0.00	0	0.00	6	2.53	253	3.01	2230	12.87	2489	18.41
14	KAIMUR (BHABUA)	27	0.75	0	0.00	7	0.61	287	3.54	1980	17.66	2301	22.56
15	KATIHAR	74	1.69	2	0.07	12	1.49	979	11.29	7248	28.93	8315	43.47
16	KHAGARIA	38	0.97	2	0.07	12	1.78	486	5.55	2984	17.71	3522	26.08
17	KISHANGANJ	35	0.58	0	0.00	8	0.52	550	4.17	6739	11.89	7332	17.15
18	LAKHISARAI	1	0.00	0	0.00	2	0.10	361	2.49	1427	9.23	1791	11.83
19	MADHEPURA	72	0.26	0	0.00	3	0.11	515	4.15	7734	20.81	8324	25.34
20	MADHUBANI	43	0.84	0	0.00	8	1.43	894	8.37	18414	30.05	19359	40.69
21	MUNGER	30	0.47	0	0.00	176	5.68	519	8.87	2933	24.18	3658	39.20
22	MUZAFFARPUR	122	2.20	4	0.16	86	11.75	2953	31.65	40575	113.40	43740	159.17
23	NALANDA	65	1.20	1	0.02	10	0.78	601	7.35	5997	42.46	6674	51.81
24	NAWADA	50	0.64	1	0.01	12	1.37	336	4.31	3357	21.37	3756	27.70
25	PASHCHIM CHAMPARAN	129	2.08	0	0.00	6	1.26	1059	9.39	41477	43.82	42671	56.55
26	PATNA	392	10.71	6	0.31	312	58.81	8047	110.55	50188	567.86	58945	748.25
27	PURBI CHAMPARAN	145	1.31	0	0.00	24	4.22	1463	17.33	18298	62.55	19930	85.42
28	PURNIA	179	2.98	0	0.00	31	2.18	919	10.10	17028	48.43	18157	63.70
29	ROHTAS	386	5.17	2	0.04	18	2.60	688	8.50	4566	37.59	5660	53.90
30	SAHARSA	38	1.72	0	0.00	5	0.93	482	5.74	13606	15.07	14131	23.46
31	SAMASTIPUR	173	3.94	3	0.02	23	1.97	1240	16.48	13810	61.65	15249	84.06
32	SARAN	50	0.56	0	0.00	15	1.38	974	11.64	20227	38.51	21266	52.09
33	SHEIKHPURA	16	0.49	0	0.00	3	0.12	140	1.18	902	7.77	1061	9.55
34	SHEOHAR	1	0.04	1	0.01	3	0.20	387	3.08	2482	8.22	2874	11.55
35	SITAMARHI	44	0.80	1	0.32	10	0.25	959	8.02	12033	30.98	13047	40.37
36	SIWAN	116	0.35	0	0.00	15	2.19	669	7.99	23401	36.57	24201	47.09
37	SUPAUL	15	0.63	0	0.00	0	0.00	867	5.62	10626	16.94	11508	23.20
38	VAISHALI	166	2.04	0	0.00	23	6.23	1863	18.08	17167	63.34	19219	89.69
	Total	4053	67.90	31	1.32	1053	139.16	37123	426.44	441810	1813.64	484070	2448.46

STATE LEVEL BANKERS' COMMITTEE, BIHAR													
(CONVENOR- STATE BANK OF INDIA)													
BANK WISE EDUCATION LOAN PRIORITY SECTOR DISBURSEMENT, OUTSTANDING AND NPA FY : 2025 - 26 AS ON 31.12.2025													
										No. in Actual Amount in Rs Crore			
Sr. No.	Name of Bank	TARGET		ACHIE.		% ACHIE.		OUTSTANDING		NPA		% NPA	
		NO.	AMT	NO.	AMT	NO.	AMT	NO.	AMT	NO.	AMT	NO.	AMT
	LEAD BANKS												
1	STATE BANK OF INDIA	2421	108	5648	125.48	233.29	116.19	15575	672.95	453	12.26	2.91	1.82
2	BANK OF BARODA	1316	58	1186	26.41	90.12	45.53	3190	141.70	357	10.33	11.19	7.29
3	CANARA BANK	1294	57	2081	39.24	160.82	68.84	5615	217.32	755	23.86	13.45	10.98
4	CENTRAL BANK OF INDIA	1425	63	999	24.17	70.11	38.37	5493	214.24	2139	63.99	38.94	29.87
5	PUNJAB NATIONAL BANK	1647	73	1989	39.69	120.77	54.37	11340	412.19	3536	129.90	31.18	31.51
6	UNION BANK OF INDIA	896	39	1218	23.94	135.94	61.38	3214	133.70	357	11.28	11.11	8.44
7	UCO BANK	1249	55	351	4.86	28.10	8.84	2029	60.24	581	17.17	28.63	28.50
	OTHER BANKS												
8	BANK OF INDIA	1007	44	761	13.02	75.57	29.59	3561	126.63	489	16.93	13.73	13.37
9	BANK OF MAHARASHTRA	228	10	530	4.13	232.46	41.30	409	18.53	7	0.35	1.71	1.89
10	INDIAN BANK	1294	57	256	5.48	19.78	9.61	1561	56.93	286	8.03	18.32	14.11
11	INDIAN OVERSEAS BANK	135	6	96	1.26	71.11	21.00	391	14.17	27	0.83	6.91	5.86
12	PUNJAB AND SIND BANK	112	5	61	2.73	54.46	54.60	84	3.80	12	0.13	14.29	3.42
	Total Public Sector Bank	13024	575	15176	310.42	116.52	53.99	52462	2072.40	8999	295.07	17.15	14.24
	PRIVATE BANKS												
13	AXIS BANK	1117	49	81	3.91	7.25	7.98	866	26.43	54	1.52	6.24	5.75
14	BANDHAN BANK	896	39	0	0.00	0.00	0.00	0	0.00	0	0.00	0.00	0.00
15	FEDERAL BANK	23	1	0	0.00	0.00	0.00	7	0.22	1	0.06	14.29	27.27
16	HDFC BANK	1250	55	54	0.70	4.32	1.27	192	5.12	5	0.12	2.60	2.34
17	ICICI BANK	917	40	28	4.94	3.05	12.35	815	45.85	7	0.26	0.86	0.57
18	IDBI BANK	114	5	130	2.41	114.04	48.20	419	16.65	33	0.85	7.88	5.11
19	INDUSIND BANK	90	4	0	0.00	0.00	0.00	0	0.00	0	0.00	0.00	0.00
20	J & K BANK	23	1	8	0.33	34.78	33.00	19	0.91	0	0.00	0.00	0.00
21	KARNATAKA BANK	23	1	2	0.02	8.70	2.00	4	0.11	0	0.00	0.00	0.00
22	KOTAK MAHINDRA BANK	179	8	0	0.00	0.00	0.00	0	0.00	0	0.00	0.00	0.00
23	SOUTH INDIAN BANK	23	1	0	0.00	0.00	0.00	2	0.03	0	0.00	0.00	0.00
24	YES BANK	23	1	1	0.03	4.35	3.00	4	0.14	0	0.00	0.00	0.00
25	KARUR VYSYA BANK	23	1	0	0.00	0.00	0.00	0	0.00	0	0.00	0.00	0.00
26	IDFC FIRST BANK	45	2	0	0.00	0.00	0.00	0	0.00	0	0.00	0.00	0.00
27	RBL BANK	23	1	0	0.00	0.00	0.00	0	0.00	0	0.00	0.00	0.00
	Total Private Sector Bank	4769	209	304	12.34	6.37	5.90	2328	95.47	100	2.82	4.30	2.95
	Total COMM. BANKS	17793	784	15480	322.76	87.00	41.17	54790	2167.87	9099	297.89	16.61	13.74
	CO-OPERATIVE BANKS												
28	STATE CO-OP. BANK	23	1	2	0.08	8.70	8.00	2	0.09	0	0.00	0.00	0.00
	Total Cooperative Bank	23	1	2	0.08	8.70	8.00	2	0.09	0	0.00	0.00	0.00
	REGIONAL RURAL BANKS												
29	BIHAR GRAMIN BANK	1050	46	541	4.15	51.52	9.02	5104	145.45	3242	101.91	63.52	70.07
	Total Region Rural Bank	1050	46	541	4.15	51.52	9.02	5104	145.45	3242	101.91	63.52	70.07
	SMALL FINANCE BANK												
30	JANA SMALL FIN. BANK	45	2	0	0.00	0.00	0.00	0	0.00	0	0.00	0.00	0.00
31	UJJIVAN SMALL FIN. BANK	45	2	0	0.00	0.00	0.00	0	0.00	0	0.00	0.00	0.00
32	UTKARSH SMALL FIN. BANK	529	23	0	0.00	0.00	0.00	0	0.00	0	0.00	0.00	0.00
33	ESAF SMALL FIN. BANK	23	1	0	0.00	0.00	0.00	0	0.00	0	0.00	0.00	0.00
34	UNITY SMALL FINANCE BANK	23	1	0	0.00	0.00	0.00	0	0.00	0	0.00	0.00	0.00
	Total Small Financial Bank	665	29	0	0.00	0.00	0.00	0	0.00	0	0.00	0.00	0.00
	TOTAL FOR BIHAR	19531	860	16023	327.00	82.04	38.02	59896	2313.41	12341	399.80	20.60	17.28

STATE LEVEL BANKERS' COMMITTEE, BIHAR													
(CONVENOR - STATE BANK OF INDIA)													
DISTRICT WISE EDUCATION LOAN PRIORITY SECTOR DISBURSEMENT, OUTSTANDING AND NPA FY : 2025 - 26 AS ON 31.12.2025													
Sr. No.	District Name	No. in Actual Amount in Rs Crore											
		TARGET		ACHIE.		% ACHIE.		OUTSTANDING		NPA		% NPA	
		NO.	AMT	NO.	AMT	NO.	AMT	NO.	AMT	NO.	AMT	NO.	AMT
1	ARARIA	389	17	133	2.23	34.19	13.12	740	24.21	191	5.80	25.81	23.96
2	ARWAL	322	14	60	0.95	18.63	6.79	337	11.93	141	5.51	41.84	46.19
3	AURANGABAD	389	17	333	5.44	85.60	32.00	1493	49.69	537	17.83	35.97	35.88
4	BANKA	433	19	129	2.15	29.79	11.32	576	18.81	140	3.83	24.31	20.36
5	BEGUSARAI	588	26	430	8.28	73.13	31.85	1756	63.8	355	11.57	20.22	18.13
6	BHAGALPUR	610	27	893	17.17	146.39	63.59	2291	89.43	177	5.13	7.73	5.74
7	BHOJPUR	500	22	388	6.28	77.60	28.55	1428	52.12	394	14.95	27.59	28.68
8	BUXAR	455	20	206	3.68	45.27	18.40	763	28.45	175	6.76	22.94	23.76
9	DARBHANGA	455	20	580	11.77	127.47	58.85	2424	86.02	433	13.37	17.86	15.54
10	GAYA	633	28	1305	39.51	206.16	141.11	4150	225.43	657	23.58	15.83	10.46
11	GOPALGANJ	389	17	206	3.90	52.96	22.94	809	26.32	207	5.51	25.59	20.93
12	JAMUI	389	17	83	1.36	21.34	8.00	367	11.29	91	2.99	24.80	26.48
13	JEHANABAD	366	16	189	3.00	51.64	18.75	773	26.08	298	9.91	38.55	38.00
14	KAIMUR (BHABUA)	367	16	109	1.71	29.70	10.69	553	19.21	224	8.45	40.51	43.99
15	KATIHAR	455	20	202	4.23	44.40	21.15	813	34.02	155	4.44	19.07	13.05
16	KHAGARIA	344	15	111	2.09	32.27	13.93	537	17.65	154	4.50	28.68	25.50
17	KISHANGANJ	344	15	102	1.86	29.65	12.40	506	18.36	112	2.28	22.13	12.42
18	LAKHISARAI	366	16	105	1.75	28.69	10.94	568	19.43	182	6.45	32.04	33.20
19	MADHEPURA	344	15	88	1.89	25.58	12.60	504	16.2	145	4.05	28.77	25.00
20	MADHUBANI	411	18	390	6.52	94.89	36.22	2071	66.24	500	14.38	24.14	21.71
21	MUNGER	366	16	191	3.62	52.19	22.63	741	25.82	133	4.41	17.95	17.08
22	MUZAFFARPUR	855	38	955	18.50	111.70	48.68	3790	145.17	647	20.48	17.07	14.11
23	NALANDA	499	22	323	5.80	64.73	26.36	1675	51.86	639	19.05	38.15	36.73
24	NAWADA	411	18	165	2.96	40.15	16.44	767	26.65	238	8.48	31.03	31.82
25	PASHCHIM CHAMPARAN	433	19	319	6.11	73.67	32.16	1275	44.04	290	8.46	22.75	19.21
26	PATNA	3310	148	4403	100.96	133.02	68.22	13368	605.16	1368	46.47	10.23	7.68
27	PURBI CHAMPARAN	545	24	507	9.32	93.03	38.83	1804	65.53	315	9.38	17.46	14.31
28	PURNIA	500	22	390	7.57	78.00	34.41	1492	53.08	218	6.72	14.61	12.66
29	ROHTAS	434	19	367	6.17	84.56	32.47	1701	57.97	551	20.31	32.39	35.04
30	SAHARSA	366	16	161	3.14	43.99	19.63	724	24.27	195	6.06	26.93	24.97
31	SAMASTIPUR	433	19	480	7.84	110.85	41.26	2106	69.25	492	14.44	23.36	20.85
32	SARAN	433	19	432	6.89	99.77	36.26	1516	51.48	432	13.46	28.50	26.15
33	SHEIKHPURA	344	15	89	1.51	25.87	10.07	361	12.45	105	3.63	29.09	29.16
34	SHEOHAR	298	13	51	0.88	17.11	6.77	164	5.03	43	1.28	26.22	25.45
35	SITAMARHI	388	17	293	5.08	75.52	29.88	1168	42.9	250	8.74	21.40	20.37
36	SIWAN	455	20	286	4.89	62.86	24.45	1367	45.76	430	14.40	31.46	31.47
37	SUPAUL	366	16	107	1.74	29.23	10.88	641	20.9	222	6.86	34.63	32.82
38	VAISHALI	546	24	462	8.24	84.62	34.33	1777	61.4	505	15.90	28.42	25.90
TOTAL		19531	860	16023	327.00	82.04	38.02	59896	2313.41	12341	399.80	20.60	17.28

STATE LEVEL BANKERS' COMMITTEE, BIHAR													
(CONVENOR- STATE BANK OF INDIA)													
BANK WISE HOUSING LOAN PRIORITY SECTOR DISBURSEMENT,OUTSTANDING AND NPA FY : 2025 - 26 AS ON 31.12.2025													
Sr. No.	Name of Bank	TARGET		ACHIE.		% ACHIE.		OUTSTANDING		NPA		% NPA	
		NO.	AMT	NO.	AMT	NO.	AMT	NO.	AMT	NO.	AMT	NO.	AMT
	LEAD BANKS												
1	STATE BANK OF INDIA	3490	349	5373	437.73	153.95	125.42	38079	5149.4	124	10.69	0.33	0.21
2	BANK OF BARODA	1130	113	89	1.90	7.88	1.68	4454	477.35	154	11.18	3.46	2.34
3	CANARA BANK	1430	143	903	75.40	63.15	52.73	8600	1150.47	138	11.2	1.60	0.97
4	CENTRAL BANK OF INDIA	1610	161	939	188.17	58.32	116.88	6612	742.6	934	15.41	14.13	2.08
5	PUNJAB NATIONAL BANK	2700	270	1459	228.02	54.04	84.45	12591	1574.32	307	20.59	2.44	1.31
6	UNION BANK OF INDIA	390	39	404	24.29	103.59	62.28	3021	293.18	69	3.9	2.28	1.33
7	UCO BANK	1350	135	393	37.13	29.11	27.50	4327	419.51	265	8.16	6.12	1.95
	OTHER BANKS												
8	BANK OF INDIA	930	93	754	90.14	81.08	96.92	7737	996.01	176	12.61	2.27	1.27
9	BANK OF MAHARASHTRA	400	40	1200	27.95	300.00	69.88	1158	194.89	14	2.62	1.21	1.34
10	INDIAN BANK	840	84	257	31.75	30.60	37.80	2820	342.47	29	2.47	1.03	0.72
11	INDIAN OVERSEAS BANK	510	51	295	41.85	57.84	82.06	1712	228.84	20	2.96	1.17	1.29
12	PUNJAB AND SIND BANK	100	10	334	36.26	334.00	362.60	394	45.87	34	3.75	8.63	8.18
	Total Public Sector Bank	14880	1488	12400	1220.59	83.33	82.03	91505	11614.91	2264	105.56	2.47	0.91
	PRIVATE BANKS												
13	AXIS BANK	640	64	17	1.51	2.66	2.36	612	63.23	8	1.16	1.31	1.83
14	BANDHAN BANK	1490	149	976	33.95	65.50	22.79	3114	243.97	168	13.04	5.39	5.34
15	FEDERAL BANK	50	5	0	0.00	0.00	0.00	39	5.39	1	0.2	2.56	3.71
16	HDFC BANK	1100	110	3307	63.94	300.64	58.13	8115	673.16	146	8.54	1.80	1.27
17	ICICI BANK	700	70	65	15.28	9.29	21.83	1102	153.25	28	3.43	2.54	2.24
18	IDBI BANK	290	29	134	16.53	46.21	57.00	3036	377.68	58	4.59	1.91	1.22
19	INDUSIND BANK	230	23	0	0.00	0.00	0.00	0	0	0	0	0.00	0.00
20	J & K BANK	0	0	1	0.03	0.00	0.00	9	1.27	0	0	0.00	0.00
21	KARNATAKA BANK	0	0	4	0.34	0.00	0.00	15	2.02	0	0	0.00	0.00
22	KOTAK MAHINDRA BANK	350	35	0	0.00	0.00	0.00	7	1.4	0	0	0.00	0.00
23	SOUTH INDIAN BANK	0	0	0	0.00	0.00	0.00	0	0	0	0	0.00	0.00
24	YES BANK	30	3	0	0.00	0.00	0.00	0	0	0	0	0.00	0.00
25	KARUR VYSYA BANK	0	0	6	0.00	0.00	0.00	3	0.2	0	0	0.00	0.00
26	IDFC FIRST BANK	90	9	0	0.00	0.00	0.00	102	7.73	0	0	0.00	0.00
27	RBL BANK	20	2	0	0.00	0.00	0.00	0	0	0	0	0.00	0.00
	Total Private Sector Bank	4990	499	4510	131.58	90.38	26.37	16154	1529.29	409	30.96	2.53	2.02
	Total COMM. BANKS	19870	1987	16910	1352.17	85.10	68.05	107659	13144.2	2673	136.52	2.48	1.04
	CO-OPERATIVE BANKS												
28	STATE CO-OP. BANK	870	87	49	6.06	5.63	6.97	114	15.53	21	0.35	18.42	2.25
	Total Cooperative Bank	870	87	49	6.06	5.63	6.97	114	15.53	21	0.35	18.42	2.25
	REGIONAL RURAL BANKS												
29	BIHAR GRAMIN BANK	3750	375	3711	258.36	98.96	68.90	6007	591.9	1805	34.8	30.05	5.88
	Total Region Rural Bank	3750	375	3711	258.36	98.96	68.90	6007	591.9	1805	34.8	30.05	5.88
	SMALL FINANCE BANK												
30	JANA SMALL FIN. BANK	70	7	85	6.43	121.43	91.86	718	35.41	15	0.6	2.09	1.69
31	UJJIVAN SMALL FIN. BANK	40	4	1854	33.32	4635.00	833.00	3827	75.43	109	0.35	2.85	0.46
32	UTKARSH SMALL FIN. BANK	250	25	378	3.61	151.20	14.44	149	11.46	4	0.37	2.68	3.23
33	ESAF SMALL FIN. BANK	30	3	0	0.00	0.00	0.00	1	0.21	0	0	0.00	0.00
34	UNITY SMALL FINANCE BANK	20	2	0	0.00	0.00	0.00	0	0	0	0	0.00	0.00
	Total Small Financial Bank	410	41	2317	43.36	565.12	105.76	4695	122.52	128	1.33	2.73	1.09
	TOTAL FOR BIHAR	24900	2490	22987	1659.95	92.32	66.66	118475	13874.15	4627	173	3.91	1.25

STATE LEVEL BANKERS' COMMITTEE BIHAR,PATNA													
(CONVENOR - STATE BANK OF INDIA)													
DISTRICT WISE HOUSING LOAN PRIORITY SECTOR DISBURSEMENT,OUTSTANDING AND NPA FY : 2025 - 26 AS ON 31.12.2025													
Sr. No.	District Name	TARGET		ACHIE.		% ACHIE.		OUTSTANDING		NPA		% NPA	
		NO.	AMT	NO.	AMT	NO.	AMT	NO.	AMT	NO.	AMT	NO.	AMT
1	ARARIA	410	41.00	276	23.59	67.32	57.54	1476	137.77	137	2.26	9.28	1.64
2	ARWAL	190	19.00	39	3.16	20.53	16.63	232	25.72	14	0.60	6.03	2.33
3	AURANGABAD	520	52.00	276	21.00	53.08	40.38	1823	211.78	49	2.64	2.69	1.25
4	BANKA	480	48.00	217	9.65	45.21	20.10	924	90.07	32	1.16	3.46	1.29
5	BEGUSARAI	840	84.00	787	42.56	93.69	50.67	3328	346.1	128	3.37	3.85	0.97
6	BHAGALPUR	900	90.00	926	73.30	102.89	81.44	5014	558.8	72	2.98	1.44	0.53
7	BHOJPUR	690	69.00	669	54.07	96.96	78.36	3151	382.83	53	3.27	1.68	0.85
8	BUXAR	460	46.00	252	22.29	54.78	48.46	1626	176.97	23	0.99	1.41	0.56
9	DARBHANGA	790	79.00	675	56.36	85.44	71.34	3751	411.76	75	3.99	2.00	0.97
10	GAYA	1020	102.00	930	69.70	91.18	68.33	5512	640.26	132	9.09	2.39	1.42
11	GOPALGANJ	510	51.00	961	28.56	188.43	56.00	2066	144.62	755	4.42	36.54	3.06
12	JAMUI	360	36.00	121	10.91	33.61	30.31	573	59.33	21	0.21	3.66	0.35
13	JEHANABAD	250	25.00	211	14.33	84.40	57.32	1022	104.1	15	0.71	1.47	0.68
14	KAIMUR (BHABUA)	380	38.00	185	12.54	48.68	33.00	889	98.23	21	1.47	2.36	1.50
15	KATIHAR	600	60.00	565	60.14	94.17	100.23	2580	310.61	97	3.91	3.76	1.26
16	KHAGARIA	310	31.00	97	7.05	31.29	22.74	600	58.42	15	0.56	2.50	0.96
17	KISHANGANJ	350	35.00	438	18.93	125.14	54.09	1264	117.11	332	8.10	26.27	6.92
18	LAKHISARAI	290	29.00	129	10.37	44.48	35.76	495	55.64	15	1.01	3.03	1.82
19	MADHEPURA	360	36.00	195	11.87	54.17	32.97	884	90.63	133	3.50	15.05	3.86
20	MADHUBANI	810	81.00	645	43.38	79.63	53.56	2444	263.89	65	2.63	2.66	1.00
21	MUNGER	450	45.00	239	18.68	53.11	41.51	1294	143.16	31	2.09	2.40	1.46
22	MUZAFFARPUR	1270	127.00	1423	102.17	112.05	80.45	8531	923.88	178	11.78	2.09	1.28
23	NALANDA	700	70.00	370	27.99	52.86	39.99	2342	268.12	58	2.74	2.48	1.02
24	NAWADA	450	45.00	305	23.88	67.78	53.07	1924	209.32	44	2.30	2.29	1.10
25	PASHCHIM CHAMPARAN	620	62.00	580	34.98	93.55	56.42	2106	230.01	44	3.25	2.09	1.41
26	PATNA	4100	410.00	5187	461.80	126.51	112.63	35184	4910.99	417	38.32	1.19	0.78
27	PURBI CHAMPARAN	840	84.00	601	32.03	71.55	38.13	2808	286.06	57	3.19	2.03	1.12
28	PURNIA	700	70.00	1361	88.62	194.43	126.60	5425	574.93	612	15.88	11.28	2.76
29	ROHTAS	670	67.00	452	30.39	67.46	45.36	2809	292.45	127	7.23	4.52	2.47
30	SAHARSA	310	31.00	238	16.67	76.77	53.77	1121	123.28	68	2.93	6.07	2.38
31	SAMASTIPUR	830	83.00	737	41.53	88.80	50.04	3471	371.91	60	4.64	1.73	1.25
32	SARAN	710	71.00	494	44.91	69.58	63.25	2341	266.87	84	4.19	3.59	1.57
33	SHEIKHPURA	200	20.00	59	4.82	29.50	24.10	492	53.02	12	0.50	2.44	0.94
34	SHEOHAR	130	13.00	130	3.13	100.00	24.08	358	31.37	66	1.16	18.44	3.70
35	SITAMARHI	500	50.00	379	26.02	75.80	52.04	1764	187.51	56	2.96	3.17	1.58
36	SIWAN	710	71.00	530	31.97	74.65	45.03	2238	240.57	53	2.94	2.37	1.22
37	SUPAUL	390	39.00	193	15.15	49.49	38.85	990	101.46	118	2.31	11.92	2.28
38	VAISHALI	800	80.00	1115	61.48	139.38	76.85	3623	374.58	358	7.73	9.88	2.06
TOTAL		24900	2490.00	22987	1659.95	92.32	66.66	118475	13874.15	4627	173.00	3.91	1.25

STATE LEVEL BANKERS' COMMITTEE, BIHAR							
CONVENOR : STATE BANK OF INDIA							
BANK WISE WEAKER SECTION & SMALL MARGINAL FARMER DISBURSEMENT FY 2025-26 AS ON 31.12.2025							
No. in Actual and Amount in Rs.Crore							
S.N.	NAME OF BANK	Loans to weaker sections under Priority Sector		Loans to weaker sections under Priority Sector, loans to individual women beneficiaries up to ₹1 lakh		Agriculture, loans to Small & Marginal Farmers	
		No.	Amt	No.	Amt	No.	Amt.
	LEAD BANKS						
1	STATE BANK OF INDIA	268552	3628.29	70182	318.06	154281	2085.97
2	BANK OF BARODA	77102	1423.96	3317	17.42	65444	1116.69
3	CANARA BANK	21819	574.15	7158	38.41	22525	427.98
4	CENTRAL BANK OF INDIA	77798	1266.67	399	3.71	1811	38.24
5	PUNJAB NATIONAL BANK	39520	908.45	4853	33.11	37261	1270.18
6	UNION BANK OF INDIA	57110	619.64	3181	17.07	34994	426.29
7	UCO BANK	34060	1027.72	162	0.73	1749	40.08
	OTHER BANKS						
8	BANK OF INDIA	79536	1673.70	5125	25.15	73206	1541.68
9	BANK OF MAHARASHTRA	1747	69.19	153	0.64	2561	59.62
10	INDIAN BANK	26721	385.95	469	3.12	24308	300.57
11	INDIAN OVERSEAS BANK	1075	18.83	187	0.56	216	6.96
12	PUNJAB AND SIND BANK	463	16.45	64	0.40	132	3.19
	Total Public Sector Bank	685503	11612.98	95250	458.36	418488	7317.44
	PRIVATE BANKS						
13	AXIS BANK	111169	680.29	0	0.00	0	0.00
14	BANDHAN BANK	378667	3500.66	249210	1710.38	194172	1771.01
15	FEDERAL BANK	875	34.44	1	0.00	1176	51.10
16	HDFC BANK	133493	1419.06	104848	637.42	26738	387.28
17	ICICI BANK	32666	555.83	0	0.00	0	0.00
18	IDBI BANK	32684	273.64	1448	12.95	29977	240.38
19	INDUSIND BANK	242030	2238.97	0	0.00	0	0.00
20	J & K BANK	25	1.30	0	0.00	0	0.00
21	KARNATAKA BANK	1	0.05	0	0.00	0	0.00
22	KOTAK MAHINDRA BANK	88334	683.86	0	0.00	0	0.00
23	SOUTH INDIAN BANK	0	0.00	0	0.00	0	0.00
24	YES BANK	21680	118.63	21670	114.85	21627	114.63
25	KARUR VYSYA BANK	0	0.00	0	0.00	0	0.00
26	IDFC FIRST BANK	28267	171.82	27595	163.11	10000	59.85
27	RBL BANK	226789	1373.33	224926	1281.83	207733	1262.40
	Total Private Sector Bank	1296680	11051.88	629698	3920.54	491423	3886.65
	Total COMM. BANKS	1982183	22664.87	724948	4378.91	909911	11204.09
	CO-OPERATIVE BANKS						
28	STATE CO-OP. BANK	3177	11.88	0	0.00	0	0.00
	Total Cooperative Bank	3177	11.88	0	0.00	0	0.00
	REGIONAL RURAL BANKS						
29	BIHAR GRAMIN BANK	690809	5142.46	206119	1197.09	612193	13183.09
	Total Region Rural Bank	690809	5142.46	206119	1197.09	612193	13183.09
	SMALL FINANCE BANK						
30	JANA SMALL FIN. BANK	43032	285.31	23387	170.53	13858	79.38
31	UJJIVAN SMALL FIN. BANK	109602	774.44	109581	774.17	107363	766.77
32	UTKARSH SMALL FIN. BANK	198136	1223.89	198136	1223.89	181575	1212.28
33	ESAF SMALL FIN. BANK	30537	176.53	30537	176.53	5639	142.61
34	UNITY SMALL FINANCE BANK	32374	226.74	0	0.00	0	0.00
	Total Small Financial Bank	413681	2686.91	361641	2345.12	308435	2201.05
	TOTAL FOR BIHAR	3089850	30506.12	1292708	7921.12	1830539	26588.23

STATE LEVEL BANKERS' COMMITTEE, BIHAR							
CONVENOR : STATE BANK OF INDIA							
DISTRICT WISE WEAKER SECTION & SMALL MARGINAL FARMER DISBURSEMENT FY 2025-26 AS ON 31.12.2025							
No. in Actual and Amount in Rs.Crore							
SR.	Name of District	Loans to weaker sections under Priority Sector		Out of Loans to weaker Sections in PSL, loans to individual women beneficiaries up to ₹1 lakh		Out of Agriculture, loans to Small & Marginal Farmers	
		No.	Amt.	No.	Amt.	No.	Amt.
1	ARARIA	72515	863.83	32300	225.54	51104	833.99
2	ARWAL	17662	136.91	5217	25.36	6953	87.55
3	AURANGABAD	62881	525.23	22438	111.73	36155	468.74
4	BANKA	42078	558.80	15668	88.10	19752	177.32
5	BEGUSARAI	120293	1282.45	59686	382.12	70521	737.98
6	BHAGALPUR	87522	1065.54	38313	244.83	46466	518.49
7	BHOJPUR	73878	614.71	23334	126.34	36532	374.87
8	BUXAR	43390	339.09	17952	101.86	27839	266.67
9	DARBHANGA	95742	957.34	35774	246.27	50206	942.14
10	GAYA	172375	1348.33	82276	375.31	49433	544.71
11	GOPALGANJ	59216	660.86	22323	150.53	49935	1007.63
12	JAMUI	43131	304.13	15598	78.51	20820	167.60
13	JEHANABAD	22376	224.37	5328	29.25	12486	157.64
14	KAIMUR (BHABUA)	41658	422.30	15501	83.59	23082	308.96
15	KATIHAR	94363	1089.68	33401	242.44	49136	890.17
16	KHAGARIA	47788	433.83	14496	86.67	24981	291.57
17	KISHANGANJ	63265	739.25	30045	212.53	44836	744.25
18	LAKHISARAI	25430	232.68	8065	44.06	12825	148.21
19	MADHEPURA	48144	479.44	16304	112.10	30437	536.38
20	MADHUBANI	66881	727.91	29809	195.52	56905	1284.67
21	MUNGER	28827	275.94	12352	70.19	13118	120.64
22	MUZAFFARPUR	180908	1689.95	106668	671.71	147688	1844.28
23	NALANDA	64178	587.02	22913	113.58	30926	402.14
24	NAWADA	55829	367.40	23333	96.85	29489	298.39
25	PASHCHIM CHAMPARAN	84941	913.16	34549	225.33	74437	1412.10
26	PATNA	367649	3328.79	200536	1157.55	203295	1928.23
27	PURBI CHAMPARAN	121690	1396.93	49416	336.81	101559	1800.90
28	PURNIA	87645	1050.40	44011	314.62	63167	1091.53
29	ROHTAS	71351	565.74	24643	126.39	38105	404.02
30	SAHARSA	40116	458.76	20992	148.45	32914	627.06
31	SAMASTIPUR	127256	1163.39	50399	314.10	71065	766.98
32	SARAN	106879	1007.35	51481	329.66	72418	1139.71
33	SHEIKHPURA	15569	150.62	4908	25.42	8963	111.13
34	SHEOHAR	14338	156.18	3236	23.09	11917	197.76
35	SITAMARHI	55972	648.90	19454	138.67	44889	861.81
36	SIWAN	140284	1353.99	51351	324.80	72693	1160.33
37	SUPAUL	40609	457.45	12456	94.35	33567	679.84
38	VAISHALI	185221	1927.48	36182	246.88	59925	1251.85
TOTAL		3089850	30506.12	1292708	7921.12	1830539	26588.23

STATE LEVEL BANKERS' COMMITTEE, BIHAR

CONVENOR : STATE BANK OF INDIA

BANK WISE WEAKER SECTION & SMALL MARGINAL FARMER OUTSTANDING FY 2025-26 AS ON 31.12.2025

No. in Actual and Amount in Rs.Crore

S.N.	NAME OF BANK	Loans to weaker sections under Priority Sector		Loans to weaker Sections in PSL, loans to individual women beneficiaries up to ₹1 lakh		Agriculture, loans to Small & Marginal Farmers	
		No.	Amt.	No.	Amt.	No.	Amt.
	LEAD BANKS						
1	STATE BANK OF INDIA	696012	10386.84	226310	656.85	438220	6514.06
2	BANK OF BARODA	130182	3049.17	14294	46.51	109235	2540.59
3	CANARA BANK	126470	2315.31	14164	81.66	97830	1293.65
4	CENTRAL BANK OF INDIA	309174	4061.66	789	8.33	2625	72.46
5	PUNJAB NATIONAL BANK	403519	5432.27	4853	33.11	37261	1270.18
6	UNION BANK OF INDIA	99496	1224.33	13830	68.82	93911	1134.84
7	UCO BANK	241871	2165.69	6501	17.64	16458	100.92
	OTHER BANKS						
8	BANK OF INDIA	193842	3418.44	27015	165.33	176681	3048.00
9	BANK OF MAHARASHTRA	3761	144.74	478	1.28	2311	103.67
10	INDIAN BANK	96048	1584.36	836	6.19	89109	1400.20
11	INDIAN OVERSEAS BANK	5117	65.96	570	1.84	3695	57.77
12	PUNJAB AND SIND BANK	984	24.88	329	0.85	423	11.45
	Total Public Sector Bank	2306476	33873.64	309969	1088.41	1067759	17547.79
	PRIVATE BANKS						
13	AXIS BANK	333099	1134.76	95496	188.88	236793	887.81
14	BANDHAN BANK	756793	3859.57	497064	1728.52	346097	1949.36
15	FEDERAL BANK	18756	62.01	9	0.01	13252	55.04
16	HDFC BANK	526242	2713.67	18030	80.07	503180	1965.85
17	ICICI BANK	22982	761.75	3035	12.47	16335	469.31
18	IDBI BANK	90988	539.36	4415	22.59	82486	433.46
19	INDUSIND BANK	2611923	5999.65	0	0.00	0	0.00
20	J & K BANK	64	2.88	0	0.00	0	0.00
21	KARNATAKA BANK	0	0.00	0	0.00	0	0.00
22	KOTAK MAHINDRA BANK	270160	1120.42	0	0.00	0	0.00
23	SOUTH INDIAN BANK	1	0.03	0	0.00	0	0.00
24	YES BANK	73166	214.89	73102	207.13	72666	205.84
25	KARUR VYSYA BANK	0	0.00	0	0.00	0	0.00
26	IDFC FIRST BANK	100889	264.34	100460	258.18	36781	93.72
27	RBL BANK	695054	2063.44	689823	1867.35	628034	1883.08
	Total Private Sector Bank	5500117	18736.76	1481434	4365.21	1935624	7943.46
	Total COMM. BANKS	7806593	52610.40	1791403	5453.62	3003383	25491.25
	CO-OPERATIVE BANKS						
28	STATE CO-OP. BANK	48702	104.52	0	0.00	0	0.00
	Total Cooperative Bank	48702	104.52	0	0.00	0	0.00
	REGIONAL RURAL BANKS						
29	BIHAR GRAMIN BANK	2154486	26061.23	322296	1886.12	1951351	21982.39
	Total Region Rural Bank	2154486	26061.23	322296	1886.12	1951351	21982.39
	SMALL FINANCE BANK						
30	JANA SMALL FIN. BANK	167547	572.56	71916	316.61	83050	185.33
31	UJJIVAN SMALL FIN. BANK	264522	1005.92	264481	1005.58	242418	969.52
32	UTKARSH SMALL FIN. BANK	806155	2560.54	806155	2560.54	648882	2351.56
33	ESAF SMALL FIN. BANK	84235	261.91	84235	261.91	23246	106.77
34	UNITY SMALL FINANCE BANK	157750	491.37	0	0.00	0	0.00
	Total Small Financial Bank	1480209	4892.31	1226787	4144.64	997596	3613.18
	TOTAL FOR BIHAR	11489990	83668.45	3340486	11484.37	5952330	51086.83

STATE LEVEL BANKERS' COMMITTEE, BIHAR							
CONVENOR : STATE BANK OF INDIA							
BANK WISE WEAKER SECTION & SMALL MARGINAL FARMER OUTSTANDING FY 2025-26 AS ON 31.12.2025							
No. in Actual and Amount in Rs.Crore							
SR.	Name of District	Loans to weaker sections under Priority Sector		Loans to weaker Sections in PSL, loans to individual women beneficiaries up to ₹1 lakh		Agriculture, loans to Small & Marginal Farmers	
		No.	Amt.	No.	Amt.	No.	Amt.
1	ARARIA	235401	2188.86	73779	257.67	156856	1397.94
2	ARWAL	43118	390.29	14967	50.23	34549	462.52
3	AURANGABAD	179087	1652.56	59399	207.19	123558	1102.58
4	BANKA	153017	1246.74	53363	186.07	84698	637.03
5	BEGUSARAI	426612	3024.38	203640	667.71	287809	1858.81
6	BHAGALPUR	246029	2165.00	101243	379.76	154677	1265.96
7	BHOJPUR	293542	1691.37	58587	208.78	117123	1023.42
8	BUXAR	136986	1131.98	46813	183.44	103949	846.58
9	DARBHANGA	280268	2269.91	67350	271.90	151451	1342.42
10	GAYA	707616	3938.17	245387	693.26	185836	1724.85
11	GOPALGANJ	217116	2156.22	56436	206.09	144401	1403.64
12	JAMUI	151360	1218.21	48236	204.07	108944	887.47
13	JEHANABAD	57868	691.67	13313	50.40	37355	399.25
14	KAIMUR (BHABUA)	120602	1163.58	34511	123.27	84693	830.61
15	KATI HAR	269690	2850.09	71550	271.92	130513	1383.95
16	KHAGARIA	174539	1404.69	47910	200.19	108242	1057.76
17	KISHANGANJ	172085	1764.47	42610	177.63	123687	1109.59
18	LAKHISARAI	88709	732.33	25577	113.25	56291	493.43
19	MADHEPURA	177736	1508.58	41754	166.82	122513	964.60
20	MADHUBANI	262032	2474.04	57792	208.93	193079	1741.71
21	MUNGER	100227	768.16	37206	139.24	59290	450.03
22	MUZAFFARPUR	605131	4441.82	309511	973.22	467515	3125.58
23	NALANDA	183632	1879.74	59292	212.25	120580	1210.26
24	NAWADA	151366	1396.57	55405	196.66	103290	970.71
25	PASHCHIM CHAMPARAN	301248	2757.58	85706	286.27	236850	2022.14
26	PATNA	1421321	6938.51	555642	1613.75	551875	3408.28
27	PURBI CHAMPARAN	402717	4196.46	115853	431.06	306128	3072.66
28	PURNIA	277059	2902.91	99796	379.32	178026	1674.57
29	ROHTAS	198201	1855.44	65715	212.64	137038	1245.27
30	SAHARSA	139693	1473.21	48317	186.66	101800	1073.73
31	SAMASTIPUR	359910	3155.57	126538	518.41	270724	2297.43
32	SARAN	309533	2617.08	120634	428.63	195950	1711.49
33	SHEIKHPURA	57211	524.88	18104	75.67	39327	358.70
34	SHEOHAR	42378	515.16	5523	22.15	33893	416.38
35	SITAMARHI	183241	2069.75	33317	139.29	145812	1531.78
36	SIWAN	728946	3535.05	140777	447.47	215400	1687.82
37	SUPAUL	137842	1607.06	19826	95.32	93338	1082.20
38	VAISHALI	1496921	5370.37	79107	297.79	185270	1813.67
TOTAL		11489990	83668.45	3340486	11484.37	5952330	51086.83

STATE LEVEL BANKERS' COMMITTEE, BIHAR									
CONVENOR : STATE BANK OF INDIA									
BANK WISE TOTAL LOANS DISBURSEMENT TO SC/ST FY 2025-26 AS ON 31.12.2025									
No. in Actual and Amount in Rs.Crore									
SR.	NAME OF BANK	SC				ST			
		Disbursement		Outstanding		Disbursement		Outstanding	
		No.	Amt.	No.	Amt.	No.	Amt.	No.	Amt.
	LEAD BANKS								
1	STATE BANK OF INDIA	94088	2954.39	130399	3914.94	16965	357.44	21708	427.77
2	BANK OF BARODA	9125	670.08	10826	647.87	882	65.17	1068	66.31
3	CANARA BANK	2350	66.02	12788	305.72	210	7.55	915	26.41
4	CENTRAL BANK OF INDIA	9555	211.98	27214	353.59	1496	37.98	4357	53.32
5	PUNJAB NATIONAL BANK	2786	84.42	36050	868.08	425	12.97	7447	235.75
6	UNION BANK OF INDIA	6737	98.13	12270	222.05	544	8.04	878	22.05
7	UCO BANK	758	22.57	20797	191.78	116	2.80	2462	29.58
	OTHER BANKS								
8	BANK OF INDIA	18572	279.24	17897	645.19	1339	25.36	1612	55.57
9	BANK OF MAHARASHTRA	107	3.00	287	11.68	4	0.07	24	0.92
10	INDIAN BANK	3478	127.82	9342	220.06	409	16.64	1070	29.17
11	INDIAN OVERSEAS BANK	18	0.94	144	8.65	1	0.01	16	0.38
12	PUNJAB AND SIND BANK	29	1.44	125	7.94	1	0.01	7	0.79
	Total Public Sector Bank	147603	4520.05	278139	7397.56	22392	534.08	41564	948.03
	PRIVATE BANKS								
13	AXIS BANK	77	3.89	742	22.60	34	2.09	419	17.58
14	BANDHAN BANK	33428	407.91	42325	274.99	6513	80.12	8426	54.46
15	FEDERAL BANK	45	0.63	49	1.00	31	0.50	23	0.40
16	HDFC BANK	102	25.45	600	61.95	29	3.65	140	10.76
17	ICICI BANK	1747	89.62	2648	75.46	376	30.39	392	16.90
18	IDBI BANK	9163	87.67	24325	184.48	1262	10.64	3676	23.22
19	INDUSIND BANK	108533	523.09	589421	1319.15	42342	194.34	240353	529.54
20	J & K BANK	0	0.00	0	0.00	0	0.00	2	0.22
21	KARNATAKA BANK	0	0.00	2	0.09	0	0.00	0	0.00
22	KOTAK MAHINDRA BANK	22723	151.70	33987	123.08	6575	42.62	9390	30.15
23	SOUTH INDIAN BANK	3	0.06	1	0.02	0	0.00	0	0.00
24	YES BANK	3887	22.29	13115	40.83	646	3.82	1944	6.59
25	KARUR VYSYA BANK	0	0.00	1	0.00	0	0.00	0	0.00
26	IDFC FIRST BANK	7617	52.68	28578	93.98	1435	9.09	4448	15.41
27	RBL BANK	22244	117.75	89238	205.56	2087	11.39	8214	20.45
	Total Private Sector Bank	209569	1482.74	825032	2403.20	61330	388.64	277427	725.69
	Total COMM. BANKS	357172	6002.79	1103171	9800.76	83722	922.72	318991	1673.71
	CO-OPERATIVE BANKS								
28	STATE CO-OP. BANK	2427	20.78	28669	251.95	145	2.76	7903	100.08
	Total Cooperative Bank	2427	20.78	28669	251.95	145	2.76	7903	100.08
	REGIONAL RURAL BANKS								
29	BIHAR GRAMIN BANK	75168	260.82	97028	719.61	20650	67.76	9285	93.70
	Total Region Rural Bank	75168	260.82	97028	719.61	20650	67.76	9285	93.70
	SMALL FINANCE BANK								
30	JANA SMALL FIN. BANK	5937	41.30	23002	94.40	919	6.37	5011	16.33
31	UJJIVAN SMALL FIN. BANK	34049	238.22	81370	342.67	10040	75.24	23085	103.88
32	UTKARSH SMALL FIN. BANK	37063	247.11	159140	614.06	4719	31.11	20373	78.53
33	ESAF SMALL FIN. BANK	4724	26.39	14614	42.01	1552	8.50	3797	12.12
34	UNITY SMALL FINANCE BANK	5124	36.27	19312	63.25	1070	7.66	6803	18.44
	Total Small Financial Bank	86897	589.29	297438	1156.39	18300	128.86	59069	229.30
	TOTAL FOR BIHAR	521664	6873.70	1526306	11928.71	122817	1122.10	395248	2096.79

STATE LEVEL BANKERS' COMMITTEE, BIHAR										
CONVENOR : STATE BANK OF INDIA										
DISTRICT WISE LOANS DISBURSEMENT TO SC/ST FY 2025-26 AS ON 31.12.2025										
No. in Actual and Amount in Rs.Crore										
SR.	Name of District	SC				ST				
		Disbursement During Quarter		Outstanding at the end of Quarter		Disbursement During Quarter		Outstanding at the end of Quarter		
		No.	Amt.	No.	Amt.	No.	Amt.	No.	Amt.	
1	ARARIA	6082	128.33	10573	180.47	1126	22.19	1771	22.49	
2	ARWAL	1322	27.97	4486	65.86	190	3.14	463	4.27	
3	AURANGABAD	9320	149.79	32178	337.52	1442	15.14	4797	24.85	
4	BANKA	3129	53.25	11979	106.60	702	13.96	3086	27.97	
5	BEGUSARAI	13562	236.98	42347	349.77	1322	18.00	4451	26.86	
6	BHAGALPUR	8394	192.86	21479	328.67	2548	43.35	4798	88.04	
7	BHOJPUR	10966	140.43	48105	254.06	3030	22.73	15182	49.04	
8	BUXAR	4404	69.70	13823	132.41	689	10.42	1980	15.83	
9	DARBHANGA	25925	289.09	34011	398.35	4554	38.13	6956	34.76	
10	GAYA	56247	466.71	153391	814.34	16325	88.69	49169	267.55	
11	GOPALGANJ	10586	109.82	16562	158.40	2708	22.32	3777	28.79	
12	JAMUI	4339	102.35	17491	169.03	673	18.30	3035	30.00	
13	JEHANABAD	2357	62.92	5685	87.62	364	5.43	1948	53.78	
14	KAIMUR (BHABUA)	5172	114.58	16576	195.77	609	12.01	1820	19.65	
15	KATIHAR	7732	149.70	14256	226.75	2292	47.53	3640	76.85	
16	KHAGARIA	3408	84.95	7596	111.33	549	14.26	879	13.33	
17	KISHANGANJ	5483	100.95	7822	117.29	868	15.82	2207	24.81	
18	LAKHISARAI	2202	54.33	7387	81.93	196	4.60	820	6.07	
19	MADHEPURA	5887	100.67	14084	181.24	1046	10.12	2353	15.10	
20	MADHUBANI	13304	155.22	20486	260.91	2319	11.15	2754	20.03	
21	MUNGER	3220	110.38	11816	170.95	409	12.92	1212	23.38	
22	MUZAFFARPUR	29648	349.43	71919	598.01	3898	36.29	7761	56.27	
23	NALANDA	8519	177.76	29616	342.68	654	11.18	1752	16.94	
24	NAWADA	5847	88.95	27880	247.94	414	6.95	1553	11.70	
25	PASHCHIM CHAMPARAN	12875	179.91	20947	266.52	9195	76.49	5383	81.41	
26	PATNA	73360	1070.46	234267	1848.42	16047	153.25	62343	255.24	
27	PURBI CHAMPARAN	17262	240.57	37402	406.21	2680	36.06	7906	52.27	
28	PURNIA	8392	143.89	17296	252.21	3328	45.70	5858	84.28	
29	ROHTAS	6396	155.80	21966	269.91	677	14.11	1890	23.44	
30	SAHARSA	6797	110.66	14758	191.71	883	12.17	2097	20.97	
31	SAMASTIPUR	16289	243.41	36827	397.16	2785	33.22	6899	44.69	
32	SARAN	21421	270.38	35494	351.85	4221	36.58	6089	39.76	
33	SHEIKHPURA	1395	37.93	6642	78.27	77	2.01	376	4.37	
34	SHEOHAR	2231	25.51	1969	41.31	113	1.61	136	2.28	
35	SITAMARHI	6685	106.30	9307	169.51	945	13.24	1098	14.00	
36	SIWAN	32266	247.81	137199	664.03	12880	78.55	54724	235.16	
37	SUPAUL	5007	87.67	8049	161.84	541	15.04	1255	16.43	
38	VAISHALI	64233	436.26	302635	911.84	19518	99.47	111030	264.13	
	Total	521664	6873.70	1526306	11928.71	122817	1122.10	395248	2096.79	

STATE LEVEL BANKERS' COMMITTEE, BIHAR															
CONVENOR : STATE BANK OF INDIA															
BANK WISE TOTAL LOANS DISBURSEMENT TO MINORITY COMMUNITIES FY 2025-26 AS ON 31.12.2025															
No. in Actual and Amount in Rs.Crore															
SR.	NAME OF BANK	CHRISTIANS		MUSLIMS		BUDDHISTS		SIKHS		ZORASTRIANS		JAINS		TOTAL	
		No.	Amt.	No.	Amt.	No.	Amt.	No.	Amt.	No.	Amt.	No.	Amt.	No.	Amt.
LEAD BANKS															
1	STATE BANK OF INDIA	885	25.80	39191	1817.69	7058	33.98	1078	21.80	45	0.17	59	5.52	48316	1904.97
2	BANK OF BARODA	54	4.18	7013	278.09	7	0.25	20	1.87	1	0.02	39	34.22	7134	318.56
3	CANARA BANK	180	4.90	2642	72.59	450	11.68	266	8.51	4	0.29	65	1.93	3607	99.65
4	CENTRAL BANK OF INDIA	729	11.36	42	1.63	122	3.54	34	2.94	1	0.03	19	2.06	947	21.53
5	PUNJAB NATIONAL BANK	12	0.86	2087	93.81	2	0.04	14	1.13	0	0.00	14	0.84	2129	96.58
6	UNION BANK OF INDIA	49	1.04	7105	83.03	0	0.00	32	1.15	0	0.00	1	0.30	7187	85.47
7	UCO BANK	20	1.01	817	36.56	1	0.09	7	0.21	0	0.00	3	0.13	848	37.98
OTHER BANKS															
8	BANK OF INDIA	121	7.98	5819	250.31	13	0.38	95	7.57	0	0.00	76	8.00	6124	274.23
9	BANK OF MAHARASHTRA	15	0.31	2344	26.89	3	0.35	13	0.24	0	0.00	15	6.55	2390	34.31
10	INDIAN BANK	162	37.94	5039	212.51	37	1.11	71	2.61	0	0.00	9	0.33	5318	254.46
11	INDIAN OVERSEAS BANK	2	0.84	82	1.79	2	0.01	0	0.00	0	0.00	0	0.00	86	2.63
12	PUNJAB AND SIND BANK	0	0.00	6	0.20	0	0.00	0	0.00	0	0.00	0	0.00	6	0.20
	Total Public Sector Bank	2229	96.22	72187	2875.10	7695	51.43	1630	48.03	51	0.51	300	59.88	84092	3130.58
PRIVATE BANKS															
13	AXIS BANK	37	2.01	15258	194.13	4	0.56	17	0.93	0	0.00	5	1.14	15321	198.68
14	BANDHAN BANK	120	1.21	153374	1538.14	24	0.49	37	0.70	2	0.02	148	1.46	153705	1541.82
15	FEDERAL BANK	271	6.64	2563	50.92	818	20.80	1	0.03	1	0.04	1	0.01	3655	78.45
16	HDFC BANK	68	0.57	31714	510.28	8	0.05	23	10.41	5	6.30	112	35.75	31930	563.30
17	ICICI BANK	15	0.99	6945	287.95	5	0.13	43	9.67	0	0.00	76	30.38	7084	329.12
18	IDBI BANK	9	0.29	5392	65.81	2	0.05	7	0.22	0	0.00	3	0.09	5413	66.43
19	INDUSIND BANK	230	1.77	105945	681.14	263	0.99	1	0.01	0	0.00	0	0.00	106439	683.91
20	J & K BANK	0	0.00	38	6.17	0	0.00	0	0.00	0	0.00	0	0.00	38	6.17
21	KARNATAKA BANK	0	0.00	2	0.12	0	0.00	0	0.00	0	0.00	0	0.00	2	0.12
22	KOTAK MAHINDRA BANK	1	0.05	772	43.02	0	0.00	0	0.00	0	0.00	1	1.00	774	44.07
23	SOUTH INDIAN BANK	23	0.30	3	0.00	0	0.00	0	0.00	0	0.00	0	0.00	26	0.30
24	YES BANK	11	0.06	636	5.41	2	0.01	0	0.00	0	0.00	0	0.00	649	5.48
25	KARUR VYSYA BANK	0	0.00	3	0.12	0	0.00	0	0.00	0	0.00	0	0.00	3	0.12
26	IDFC FIRST BANK	3	0.03	4963	29.02	2	0.02	102	0.62	5	0.04	0	0.00	5075	29.68
27	RBL BANK	35	0.19	47010	258.75	3	0.02	4	0.02	0	0.00	2	0.02	47054	258.99
	Total Private Sector Bank	823	14.11	374618	3670.98	1131	23.12	235	22.61	13	6.40	348	69.85	377168	3806.64
	Total COMM. BANKS	3052	110.33	446805	6546.08	8826	74.55	1865	70.64	64	6.91	648	129.73	461260	6937.21
CO-OPERATIVE BANKS															
28	STATE CO-OP. BANK	14	0.01	3237	17.22	221	47.23	2	0.01	0	0.00	0	0.00	3474	64.44
	Total Cooperative Bank	14	0.01	3237	17.22	221	47.23	2	0.01	0	0.00	0	0.00	3474	64.44
REGIONAL RURAL BANKS															
29	BIHAR GRAMIN BANK	3111	7.10	307747	1046.64	190	0.66	285	3.00	12	0.04	4263	12.12	315608	1069.60
	Total Region Rural Bank	3111	7.10	307747	1046.64	190	0.66	285	3.00	12	0.04	4263	12.12	315608	1069.60
SMALL FINANCE BANK															
30	JANA SMALL FIN. BANK	129	1.06	11113	69.33	925	8.02	2	0.02	0	0.00	36	0.28	12205	78.71
31	UJJIVAN SMALL FIN. BANK	58	0.38	27709	184.13	6	0.05	31	0.20	4	0.04	10	0.10	27818	184.91
32	UTKARSH SMALL FIN. BANK	78	0.63	14582	89.84	14	0.12	23	0.14	6	0.04	117	0.91	14820	91.38
33	ESAF SMALL FIN. BANK	56	0.32	11179	67.23	1	0.01	3	0.09	1	0.01	11	2.19	11251	69.85
34	UNITY SMALL FINANCE BANK	21	0.14	9321	60.99	10	0.08	5	0.04	12	0.11	9	0.07	9378	61.38
	Total Small Financial Bank	342	2.53	73904	471.52	956	8.28	64	0.49	23	0.20	183	3.55	75472	486.24
	TOTAL FOR BIHAR	6519	119.97	831693	8081.46	10193	130.72	2216	74.14	99	7.15	5094	145.40	855814	8557.50

STATE LEVEL BANKERS' COMMITTEE, BIHAR															
CONVENOR : STATE BANK OF INDIA															
DISTRICT WISE LOANS DISBURSEMENT TO MINORITY COMMUNITIES FY 2025-26 AS ON 31.12.2025															
														No. in Actual and Amount in Rs.Crore	
SR.	Name of District	CHRISTIANS		MUSLIMS		BUDDHISTS		SIKHS		ZORASTRIANS		JAINS		TOTAL	
		No.	Amt.	No.	Amt.	No.	Amt.	No.	Amt.	No.	Amt.	No.	Amt.	No.	Amt.
1	ARARIA	54	1.55	51975	473.27	10	0.19	38	1.84	0	0.00	254	28.25	52331	505.06
2	ARWAL	14	0.35	1779	19.07	1	0.01	8	0.46	0	0.00	5	0.07	1807	19.92
3	AURANGABAD	22	1.16	6295	82.92	17	0.15	14	1.06	1	0.01	26	0.33	6375	85.59
4	BANKA	27	1.51	3321	43.66	2	0.06	9	0.09	5	0.26	6	0.14	3370	45.72
5	BEGUSARAI	53	1.40	18982	204.26	278	4.21	18	0.70	2	0.05	17	0.36	19350	210.93
6	BHAGALPUR	224	3.03	18748	256.73	86	1.24	28	0.99	1	0.12	40	17.94	19127	280.03
7	BHOJPUR	108	1.53	9071	89.32	82	0.46	27	3.55	0	0.00	21	11.98	9309	106.78
8	BUXAR	14	0.18	3958	41.45	11	0.32	17	0.68	0	0.00	16	0.33	4016	42.92
9	DARBHANGA	169	2.11	37445	298.83	133	2.22	94	1.14	1	0.01	32	1.77	37874	306.06
10	GAYA	924	6.84	22379	282.62	7032	33.24	770	5.56	50	0.20	90	17.69	31245	346.11
11	GOPALGANJ	967	2.59	13785	172.64	25	0.40	13	0.23	0	0.00	58	0.29	14848	176.07
12	JAMUI	56	1.21	5020	60.03	9	0.00	17	0.58	0	0.00	9	0.15	5111	62.00
13	JEHANABAD	5	0.09	2506	35.02	3	0.13	3	0.12	0	0.00	4	0.08	2521	35.46
14	KAIMUR (BHABUA)	12	0.39	4338	58.39	18	0.11	10	1.09	0	0.00	24	1.19	4402	61.14
15	KATIHAR	283	3.45	72737	617.49	15	0.40	122	3.35	0	0.00	15	0.13	73172	624.88
16	KHAGARIA	18	0.30	4629	49.88	8	0.23	14	0.14	0	0.00	13	0.14	4682	50.66
17	KISHANGANJ	233	4.30	85774	752.37	12	0.14	32	2.47	0	0.00	202	3.15	86253	762.47
18	LAKHISARAI	9	0.35	1716	13.16	2	0.01	4	0.17	2	0.02	7	0.05	1740	13.73
19	MADHEPURA	39	0.22	13043	107.69	13	0.08	7	0.25	0	0.00	35	0.93	13137	109.14
20	MADHUBANI	233	1.44	19957	201.68	19	0.81	38	2.39	0	0.00	33	1.01	20280	207.32
21	MUNGER	32	0.78	3005	58.07	7	0.14	23	1.16	0	0.00	10	1.10	3077	61.26
22	MUZAFFARPUR	271	7.11	41936	395.90	404	7.88	63	5.17	4	2.33	115	0.81	42793	419.09
23	NALANDA	123	3.20	5571	80.38	37	0.71	16	0.85	0	0.00	22	0.39	5769	85.48
24	NAWADA	327	0.70	7045	75.93	21	0.43	5	0.04	0	0.00	27	0.25	7425	77.33
25	PASHCHIM CHAMPARAN	378	5.40	33603	264.85	25	0.87	79	3.33	3	0.02	2136	4.08	36224	278.54
26	PATNA	589	50.16	67647	792.60	1206	22.58	208	16.32	17	0.16	117	11.23	69784	892.90
27	PURBI CHAMPARAN	100	3.48	34522	338.39	336	48.36	51	0.98	3	3.35	364	2.32	35376	396.77
28	PURNIA	247	3.78	62057	733.80	64	1.06	38	3.00	2	0.04	78	31.28	62486	772.93
29	ROHTAS	266	1.81	7495	103.23	14	0.32	85	4.26	3	0.02	23	0.43	7886	110.03
30	SAHARSA	26	0.91	16731	136.93	7	0.06	22	1.03	0	0.00	41	1.03	16827	139.94
31	SAMASTIPUR	67	1.39	12936	165.29	27	0.47	54	0.97	1	0.01	57	0.55	13142	168.62
32	SARAN	95	2.21	15931	159.82	39	0.45	35	1.60	1	0.01	745	2.80	16846	166.83
33	SHEIKHPURA	65	0.26	976	12.12	10	0.07	4	0.03	0	0.00	4	0.08	1059	12.56
34	SHEOHAR	1	0.01	4101	24.63	4	0.18	3	0.03	0	0.00	4	0.06	4113	24.92
35	SITAMARHI	31	0.77	15389	147.74	17	0.17	177	2.22	0	0.00	183	0.49	15797	151.32
36	SIWAN	213	1.55	42087	337.10	121	0.96	15	5.14	1	0.01	113	1.10	42550	345.82
37	SUPAUL	44	0.86	11778	107.61	14	0.24	22	0.60	1	0.51	16	0.34	11875	110.14
38	VAISHALI	180	1.59	51425	286.59	64	1.36	33	0.55	1	0.02	132	1.08	51835	291.03
	Total	6519	119.97	831693	8081.46	10193	130.72	2216	74.14	99	7.15	5094	145.40	855814	8557.50

STATE LEVEL BANKERS' COMMITTEE, BIHAR															
CONVENOR : STATE BANK OF INDIA															
BANK WISE TOTAL LOANS OUTSTANDING TO MINORITY COMMUNITIES FY 2025-26 AS ON 31.12.2025															
SR.	NAME OF BANK	CHRISTIANS		MUSLIMS		BUDDHISTS		SIKHS		ZORASTRIANS		JAINS		TOTAL	
		No.	Amt.	No.	Amt.	No.	Amt.	No.	Amt.	No.	Amt.	No.	Amt.	No.	Amt.
	LEAD BANKS														
1	STATE BANK OF INDIA	4420	65.41	124114	4561.17	20713	58.20	3067	38.83	255	0.74	142	7.79	152711	4732.14
2	BANK OF BARODA	21	0.91	7540	136.26	36	0.86	52	3.16	3	0.03	34	3.65	7686	144.81
3	CANARA BANK	1781	57.68	14849	603.87	1656	78.12	2920	104.77	42	1.85	475	18.90	21723	865.23
4	CENTRAL BANK OF INDIA	2742	38.44	132	5.35	368	9.89	93	4.33	2	0.02	32	3.39	3369	61.50
5	PUNJAB NATIONAL BANK	173	5.56	19514	454.15	9	0.23	73	6.61	2	0.07	62	3.90	19833	470.50
6	UNION BANK OF INDIA	111	4.47	11793	261.75	0	0.00	62	3.35	0	0.00	1	0.03	11967	269.62
7	UCO BANK	131	5.20	18713	212.36	9	0.10	92	1.34	0	0.00	15	0.60	18960	219.63
	OTHER BANKS														
8	BANK OF INDIA	264	18.24	15631	483.90	23	1.18	171	13.96	0	0.00	136	14.67	16225	531.95
9	BANK OF MAHARASHTRA	12	0.83	1059	51.30	3	0.29	4	0.29	0	0.00	7	6.43	1085	59.11
10	INDIAN BANK	303	26.42	13120	327.27	32	0.80	100	3.64	2	0.01	6	0.95	13563	359.03
11	INDIAN OVERSEAS BANK	22	5.36	460	12.78	1	0.00	1	0.03	0	0.00	2	0.14	486	18.30
12	PUNJAB AND SIND BANK	0	0.00	61	2.65	0	0.00	10	0.33	0	0.00	1	0.01	72	2.98
	Total Public Sector Bank	9980	228.52	226986	7112.81	22850	149.67	6645	180.64	306	2.72	913	60.46	267680	7734.79
	PRIVATE BANKS														
13	AXIS BANK	134	6.03	41202	397.17	16	0.96	57	2.65	0	0.00	42	4.71	41451	411.58
14	BANDHAN BANK	227	1.27	284781	1705.38	63	0.53	69	0.72	4	0.02	269	1.44	285413	1709.51
15	FEDERAL BANK	527	9.73	4197	54.01	1379	28.53	5	0.17	1	0.04	15	0.02	6124	92.52
16	HDFC BANK	368	1.33	114457	924.80	10	0.25	70	20.80	33	3.59	137	34.88	115075	985.68
17	ICICI BANK	71	6.24	8111	563.81	31	4.16	57	14.00	4	0.17	76	25.67	8350	613.99
18	IDBI BANK	25	1.26	12659	149.47	6	0.87	19	1.32	0	0.00	19	2.08	12728	155.00
19	INDUSIND BANK	1423	4.17	485669	1389.47	636	1.49	2	0.01	0	0.00	1	0.03	487731	1395.17
20	J & K BANK	2	0.27	160	15.32	0	0.00	1	0.00	0	0.00	0	0.00	163	15.59
21	KARNATAKA BANK	0	0.00	5	0.19	0	0.00	1	0.04	0	0.00	0	0.00	6	0.23
22	KOTAK MAHINDRA BANK	13	0.52	3071	114.94	0	0.00	10	0.12	0	0.00	2	0.36	3096	115.93
23	SOUTH INDIAN BANK	10	0.22	1	0.03	0	0.00	0	0.00	0	0.00	0	0.00	11	0.25
24	YES BANK	19	0.07	2385	10.86	7	0.02	3	0.46	0	0.00	13	0.03	2427	11.44
25	KARUR VYSYA BANK	0	0.00	3	0.12	0	0.00	0	0.00	0	0.00	0	0.00	3	0.12
26	IDFC FIRST BANK	23	0.03	17073	43.87	4	0.03	261	0.79	10	0.02	2	0.00	17373	44.79
27	RBL BANK	114	0.25	161195	416.50	6	0.02	8	0.03	0	0.00	17	0.04	161340	416.85
	Total Private Sector Bank	2956	31.39	1134969	5785.94	2158	36.86	563	41.11	52	3.84	593	69.26	1141291	5968.65
	Total COMM. BANKS	12936	259.91	1361955	12898.75	25008	186.53	7208	221.75	358	6.56	1506	129.72	1408971	13703.44
	CO-OPERATIVE BANKS														
28	STATE CO-OP. BANK	77	0.32	29182	69.14	240	47.83	3	0.38	0	0.00	0	0.00	29502	117.66
	Total Cooperative Bank	77	0.32	29182	69.14	240	47.83	3	0.38	0	0.00	0	0.00	29502	117.66
	REGIONAL RURAL BANKS														
29	BIHAR GRAMIN BANK	246	4.27	72274	774.51	34	0.89	101	2.98	4	0.03	445	5.65	73104	788.27
	Total Region Rural Bank	246	4.27	72274	774.51	34	0.89	101	2.98	4	0.03	445	5.65	73104	788.27
	SMALL FINANCE BANK														
30	JANA SMALL FIN. BANK	544	2.56	31462	113.44	3674	19.33	4	0.02	0	0.00	104	0.44	35788	135.82
31	UJJIVAN SMALL FIN. BANK	141	0.56	65458	256.25	32	0.10	65	0.29	6	0.04	23	0.12	65725	257.36
32	UTKARSH SMALL FIN. BANK	318	1.04	65015	250.03	73	0.17	70	0.73	22	0.06	596	2.14	66094	254.45
33	ESAF SMALL FIN. BANK	125	0.60	26336	85.40	2	0.00	7	0.09	1	0.01	5	0.64	26476	86.73
34	UNITY SMALL FINANCE BANK	51	0.20	40339	126.78	69	0.19	18	0.07	62	0.24	26	0.13	40565	127.61
	Total Small Financial Bank	1179	4.96	228610	831.90	3850	19.79	164	1.20	91	0.35	754	3.47	234648	861.97
	TOTAL FOR BIHAR	14438	269.46	1692021	14574.30	29132	255.04	7476	226.31	453	6.94	2705	138.84	1746225	15471.35

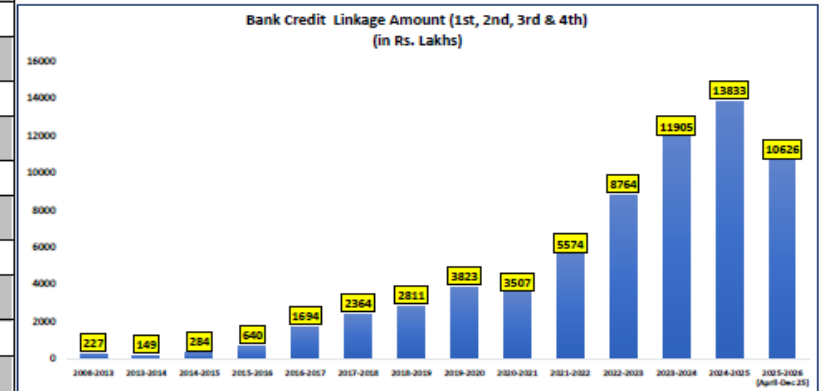
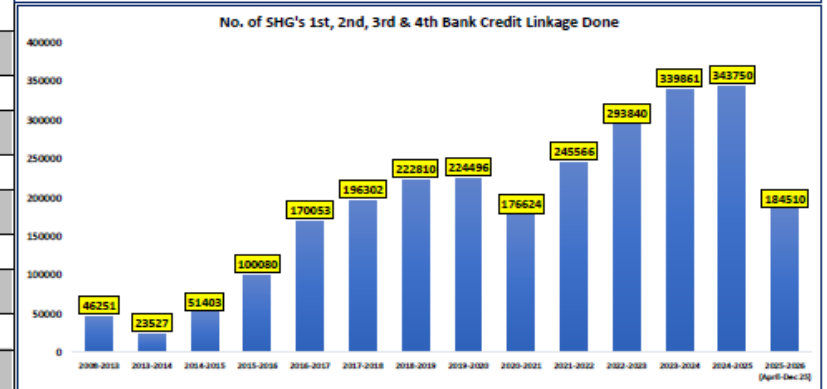
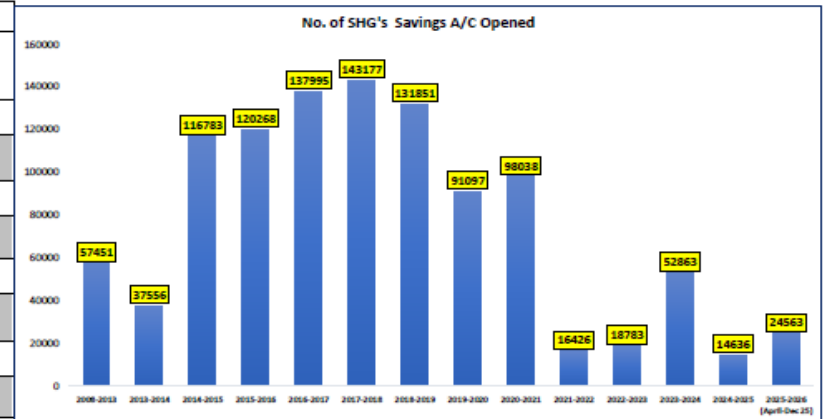
STATE LEVEL BANKERS' COMMITTEE, BIHAR															
CONVENOR : STATE BANK OF INDIA															
DISTRICT WISE LOANS OUTSTANDING TO MINORITY COMMUNITIES FY 2025-26 AS ON 31.12.2025															
SR.	Name of District	CHRISTIANS		MUSLIMS		BUDDHISTS		SIKHS		ZORASTRIANS		JAINS		TOTAL	
		No.	Amt.	No.	Amt.	No.	Amt.	No.	Amt.	No.	Amt.	No.	Amt.	No.	Amt.
1	ARARIA	216	6.94	84061	815.69	31	0.82	88	2.17	3	0.15	163	28.14	84562	853.92
2	ARWAL	37	0.47	2580	31.26	8	0.18	28	0.49	0	0.00	13	0.05	2666	32.42
3	AURANGABAD	93	2.37	11511	146.84	26	0.32	84	11.96	6	0.27	73	0.98	11793	162.77
4	BANKA	94	1.69	12290	104.50	20	0.44	69	1.38	7	0.30	22	1.16	12502	109.48
5	BEGUSARAI	176	2.87	59511	374.57	945	9.23	98	2.13	3	0.04	73	0.77	60806	389.73
6	BHAGALPUR	215	6.40	39442	460.73	399	2.97	126	4.93	3	0.02	85	17.34	40270	492.39
7	BHOJPUR	120	2.63	27687	167.74	28	0.92	106	6.19	1	0.04	49	12.61	27991	190.08
8	BUXAR	54	2.29	6587	75.96	26	0.75	76	4.55	2	0.00	32	0.52	6777	84.10
9	DARBHANGA	234	6.98	36559	508.14	563	6.83	83	3.20	9	0.14	62	2.62	37510	527.93
10	GAYA	3643	15.70	70177	527.06	20533	57.70	1902	10.70	255	0.40	188	15.04	96698	626.58
11	GOPALGANJ	122	2.44	18898	256.55	84	2.68	95	1.10	2	0.08	53	0.76	19254	263.61
12	JAMUI	199	3.37	11652	117.60	45	0.08	118	1.29	1	0.00	36	0.26	12051	122.63
13	JEHANABAD	9	0.20	4203	56.83	7	0.55	16	1.41	0	0.00	7	0.16	4242	59.15
14	KAIMUR (BHABUA)	35	0.85	7518	109.51	20	0.26	42	1.52	1	0.04	30	1.51	7646	113.66
15	KATIHAR	1012	16.19	79197	990.19	73	1.25	236	6.11	1	0.01	36	0.32	80555	1014.13
16	KHAGARIA	68	1.43	8538	89.98	25	0.69	60	0.68	5	0.03	26	0.52	8722	93.34
17	KISHANGANJ	655	9.53	106635	1167.35	32	0.27	58	3.10	0	0.00	100	3.55	107480	1183.75
18	LAKHISARAI	23	0.67	2669	24.28	3	0.01	31	0.28	7	0.02	15	0.14	2748	25.41
19	MADHEPURA	121	1.82	27054	211.04	49	0.42	69	0.64	1	0.00	78	0.74	27372	214.64
20	MADHUBANI	178	3.28	39799	405.17	41	1.91	85	3.46	4	0.06	49	1.16	40156	415.11
21	MUNGER	114	2.53	7282	102.70	19	0.62	94	1.84	3	0.02	30	1.73	7542	109.42
22	MUZAFFARPUR	691	12.34	93193	733.73	1144	17.47	544	16.09	6	1.79	194	2.99	95772	784.36
23	NALANDA	178	9.12	10657	145.44	174	2.73	85	3.68	7	0.56	54	1.04	11155	162.52
24	NAWADA	68	1.80	10660	125.83	46	1.49	19	0.22	1	0.00	41	0.46	10835	129.80
25	PASHCHIM CHAMPARAN	538	16.20	37485	456.09	104	2.62	195	5.65	5	0.03	100	1.36	38427	482.03
26	PATNA	1683	76.87	226171	1669.28	2799	64.64	773	72.71	73	0.81	288	17.00	231787	1901.37
27	PURBI CHAMPARAN	324	11.48	49548	643.94	477	50.88	274	2.84	7	0.31	148	2.79	50778	712.27
28	PURNIA	707	13.57	109731	1255.64	239	4.44	147	5.90	2	0.03	112	10.00	110938	1289.57
29	ROHTAS	119	3.66	14204	197.05	81	2.10	397	10.76	5	0.02	44	0.65	14850	214.30
30	SAHARSA	215	3.22	20685	206.78	31	0.16	79	4.05	0	0.00	18	1.30	21028	215.56
31	SAMASTIPUR	297	5.55	27115	313.17	126	2.76	248	4.48	6	0.09	83	1.84	27875	327.89
32	SARAN	205	4.88	20626	253.59	105	1.85	236	6.05	10	0.12	89	1.51	21271	268.05
33	SHEIKHPURA	93	2.67	2446	30.21	40	0.86	88	1.56	2	0.08	26	1.27	2695	36.66
34	SHEOHAR	7	0.05	4014	43.36	37	0.43	30	0.31	1	0.00	10	0.22	4099	44.37
35	SITAMARHI	121	2.87	20529	273.52	133	2.84	319	6.64	1	0.00	69	1.08	21172	286.92
36	SIWAN	861	6.30	120328	625.66	260	2.73	187	9.19	3	0.04	73	1.71	121712	645.62
37	SUPAUL	337	3.41	15925	199.52	78	0.78	65	1.80	4	1.38	30	0.94	16439	207.88
38	VAISHALI	576	4.82	244854	657.80	281	7.36	226	5.25	6	0.06	106	2.60	246049	677.93
	Total	14438	269.46	1692021	14574.30	29132	255.04	7476	226.31	453	6.94	2705	138.84	1746225	15471.35

STATE LEVEL BANKERS' COMMITTEE, BIHAR					
CONVENOR : STATE BANK OF INDIA					
BANK WISE TOTAL PROGRESS UNDER FINANCE TO WOMEN -OUTSTANDING & DISBURSEMENT FY 2025-26 AS ON 31.12.2025					
No. in Actual and Amount in Rs.Crore					
SR.	NAME OF BANK	OUTSTANDING LOANS TO WOMEN		LOANS DISBURSED TO WOMEN FROM 01 APRIL TO END OF CURRENT QUARTER	
		No.	AMT.	No.	AMT.
	LEAD BANKS				
1	STATE BANK OF INDIA	468978	13266.07	145079	4447.98
2	BANK OF BARODA	51295	1840.82	18867	798.08
3	CANARA BANK	41312	1917.90	22459	685.18
4	CENTRAL BANK OF INDIA	57990	1751.07	14382	674.07
5	PUNJAB NATIONAL BANK	119211	3476.30	16522	778.20
6	UNION BANK OF INDIA	34091	914.30	14947	331.84
7	UCO BANK	67519	860.68	4134	171.80
	OTHER BANKS				
8	BANK OF INDIA	96205	3409.48	56337	1495.53
9	BANK OF MAHARASHTRA	4553	198.58	8004	106.35
10	INDIAN BANK	30649	1054.40	8801	308.47
11	INDIAN OVERSEAS BANK	5268	278.63	932	32.08
12	PUNJAB AND SIND BANK	879	56.20	100	7.15
	Total Public Sector Bank	977950	29024.41	310564	9836.74
	PRIVATE BANKS				
13	AXIS BANK	388916	1932.98	121963	1027.66
14	BANDHAN BANK	1015056	5520.63	511304	4885.59
15	FEDERAL BANK	20403	107.43	3763	83.93
16	HDFC BANK	556018	5552.76	145224	2159.22
17	ICICI BANK	55100	5081.44	48415	1553.00
18	IDBI BANK	91243	782.34	36765	405.42
19	INDUSIND BANK	31612	202.34	2938	51.17
20	J & K BANK	100	6.82	26	1.70
21	KARNATAKA BANK	29	2.92	11	1.22
22	KOTAK MAHINDRA BANK	274365	854.89	90256	584.29
23	SOUTH INDIAN BANK	49	1.37	34	0.88
24	YES BANK	73736	237.43	21744	121.34
25	KARUR VYSYA BANK	23	2.17	12	1.71
26	IDFC FIRST BANK	130899	421.66	45170	270.38
27	RBL BANK	690558	1895.28	225136	1292.83
	Total Private Sector Bank	3328107	22602.47	1252761	12440.33
	Total COMM. BANKS	4306057	51626.88	1563325	22277.07
	CO-OPERATIVE BANKS				
28	STATE CO-OP. BANK	32746	139.87	6857	39.00
	Total Cooperative Bank	32746	139.87	6857	39.00
	REGIONAL RURAL BANKS				
29	BIHAR GRAMIN BANK	872807	1233.70	339829	3609.41
	Total Region Rural Bank	872807	1233.70	339829	3609.41
	SMALL FINANCE BANK				
30	JANA SMALL FIN. BANK	167796	593.63	44032	302.52
31	UJJIVAN SMALL FIN. BANK	421080	1766.43	174364	1249.77
32	UTKARSH SMALL FIN. BANK	939156	3438.14	255730	1780.94
33	ESAF SMALL FIN. BANK	84235	261.91	30537	176.53
34	UNITY SMALL FINANCE BANK	178513	584.37	43607	302.58
	Total Small Financial Bank	1790780	6644.48	548270	3812.34
	TOTAL FOR BIHAR	7002390	59644.93	2458281	29737.83

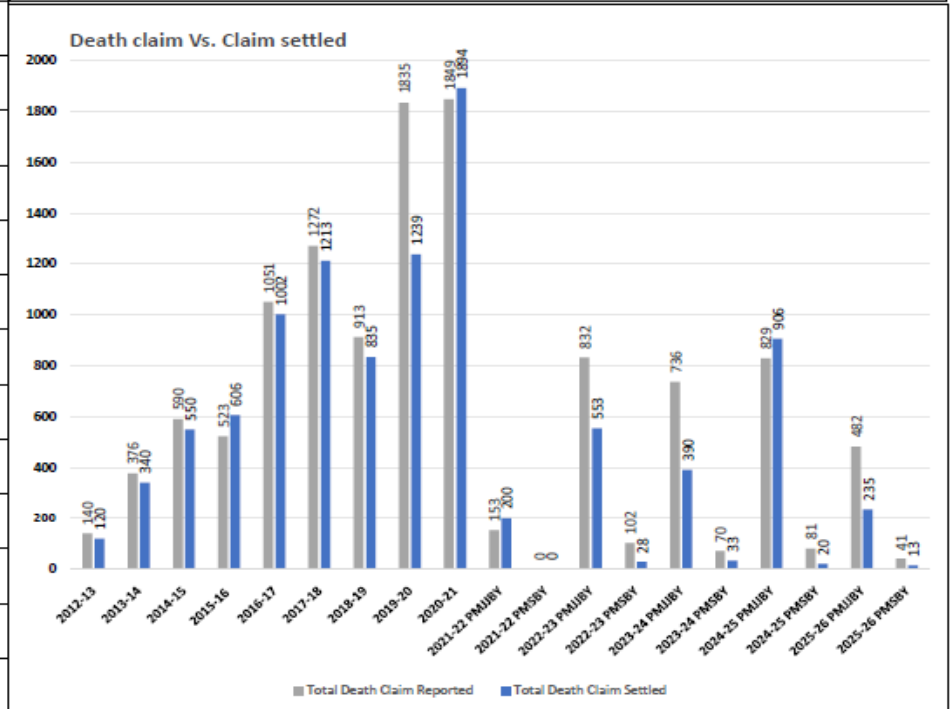
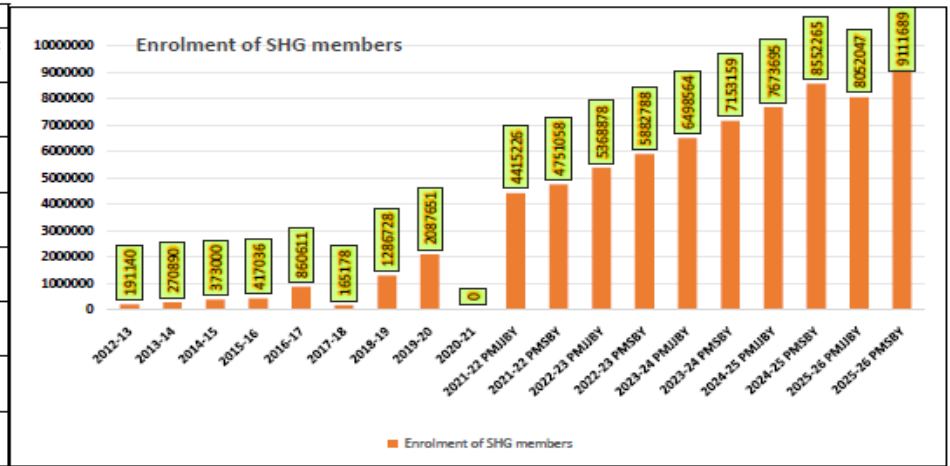
STATE LEVEL BANKERS' COMMITTEE, BIHAR					
CONVENOR : STATE BANK OF INDIA					
DISTRICT WISE PROGRESS UNDER FINANCE TO WOMEN -OUTSTANDING & DISBURSEMENT FY 2025-26 AS ON 31.12.2025					
No. in Actual and Amount in Rs.Crore					
SR. No.	Name of District	OUTSTANDING LOANS TO WOMEN		LOANS DISBURSED TO WOMEN FROM 01 APRIL TO END OF CURRENT QUARTER	
		No.	AMT.	No.	AMT.
1	ARARIA	175545	1190.93	60583	690.96
2	ARWAL	33369	198.51	13045	131.97
3	AURANGABAD	141072	925.20	45702	484.94
4	BANKA	98037	590.96	25507	258.59
5	BEGUSARAI	374987	2401.99	105806	1165.90
6	BHAGALPUR	208863	2263.82	75260	1039.21
7	BHOJPUR	144699	1061.70	47867	568.07
8	BUXAR	103320	673.67	36491	366.75
9	DARBHANGA	238296	1951.90	88693	1042.44
10	GAYA	378543	2769.75	123975	1223.22
11	GOPALGANJ	130212	954.01	52354	618.72
12	JAMUI	96418	547.08	26705	283.82
13	JEHANABAD	48699	432.34	18372	226.27
14	KAIMUR (BHABUA)	93203	552.58	29650	330.68
15	KATIHAR	200949	1464.92	81380	902.27
16	KHAGARIA	100776	727.85	28471	379.85
17	KISHANGANJ	119525	806.88	55454	604.62
18	LAKHISARAI	61419	423.90	17135	205.27
19	MADHEPURA	136372	869.93	36018	428.49
20	MADHUBANI	178838	1252.37	56168	691.07
21	MUNGER	76631	659.22	22791	303.34
22	MUZAFFARPUR	510729	4230.19	178738	2109.88
23	NALANDA	139476	1253.42	52872	662.65
24	NAWADA	112509	875.52	44985	456.37
25	PASHCHIM CHAMPARAN	182287	1299.83	58652	717.31
26	PATNA	1047632	13983.56	378050	5331.19
27	PURBI CHAMPARAN	255264	2258.36	96335	1235.36
28	PURNIA	202744	1865.78	79639	1049.41
29	ROHTAS	158903	1137.17	48626	561.55
30	SAHARSA	92912	886.02	35470	467.37
31	SAMASTIPUR	269285	2027.81	87469	1012.79
32	SARAN	252126	1764.88	105619	1104.52
33	SHEIKHPURA	35878	295.46	10698	142.13
34	SHEOHAR	20011	178.15	8114	92.77
35	SITAMARHI	107926	1019.15	39919	571.05
36	SIWAN	229868	1522.48	83126	879.05
37	SUPAUL	69137	661.35	26324	393.06
38	VAISHALI	175930	1666.31	76218	1004.89
	Total	7002390	59644.93	2458281	29737.83

JEEViKA- Bank-wise SHGs Credit Linkage Target & Achievement - Source JEEViKA											
S. No.	Bank Name	SHGs Saving Account Opened	Total Target of SHG Credit Linkage (1st, 2nd, 3rd, 4th & 5th) in FY-2025-26	Sum of Progress of SHGs 1st credit linkage	Sum of Progress of SHGs 2nd credit linkage	Sum of Progress of SHGs 3rd credit linkage	Sum of Progress of SHGs 4th credit linkage	Sum of Progress of SHGs 5th credit linkage	Sum of Total Credit Linkage (1st+2nd+3rd+4th+5th)	% Achie. (No.)	Sum of Progress of Credit Amount in Rs Crores (1st, 2nd, 3rd, 4th & 5th credit linkage)
1	Bank of Baroda	1386	21996	1241	2292	5416	1810	76	10835	49.26	672
2	Bank of India	1626	16232	1329	2818	5681	2075	20	11923	73.45	727
3	Bihar Gramin Bank	9544	111640	7552	19641	34316	5390	59	66958	59.98	3884
4	Bihar State Co - operative Bank Ltd.	116	20	10	0	0	0	0	10	50.00	0.15
5	Canara Bank	445	8189	381	1016	1409	362	0	3168	38.69	178
6	Central Bank of India	1694	25242	1764	5832	6672	957	0	15225	60.32	812
7	ICICI Bank	2	669	9	77	40	3	0	129	19.28	6
8	IDBI Bank	12	13	10	52	3	0	0	65	500.00	2
9	Indian Bank	755	6518	728	1185	1531	600	0	4044	62.04	217
10	Indian Overseas Bank	10	178	5	10	36	8	0	59	33.15	4
11	Punjab National Bank	2538	22676	1989	4758	8351	1743	40	16881	74.44	983
12	State Bank of India	4657	69182	6075	11404	21015	5014	85	43593	63.01	2522
13	UCO Bank	1189	15137	1098	3629	4146	708	0	9581	63.30	514
14	Union Bank of India	589	2308	389	620	725	305	0	2039	88.34	107
Grand Total		24563	300000	22580	53334	89341	18975	280	184510	61.50	10626

JEEVIKA-YEARWISE SHG BANK LINKAGE PROGRESS				
Sl.No	Finanacial Year	No. of SHG's Savings A/C Opened	No. of SHG's 1st, 2nd, 3rd & 4th Bank Credit Linkage Done	Bank Credit Linkage Amount (1st, 2nd, 3rd & 4th) (in Rs.Crore)
1	2012-13	57451	46251	227
	Progress (April 2008-March 2013)	57451	46251	227
2	2013-14	95007	69778	376
	Progress (April 2013-March 2014)	37556	23527	149
3	2014-15	211790	121181	660
	Progress (April 2014-March 2015)	116783	51403	283.53
4	2015-16	332058	221261	1300
	Progress (April 2015-March 2016)	120268	100080	640
5	2016-17	470053	391314	2994
	Progress (April 2016-March 2017)	137995	170053	1694
6	2017-18	613230	587616	5358
	Progress (April 2017-March 2018)	143177	196302	2364
7	2018-19	745081	810426	8169
	Progress (April 2018-March 2019)	131851	222810	2811
8	2019-20	836178	1034922	11992
	Progress (April 2019-March 2020)	91097	224496	3823
9	2020-21	934216	1211546	15499
	Progress (April 2020-March 2021)	98038	176624	3507
10	2021-22	950642	1457112	21074
	Progress (April 2021-March 2022)	16426	245566	5574
11	2022-23	969425	1750952	29838
	Progress (April 2022-March 2023)	18783	293840	8764
12	2023-24	1022288	2090813	41743
	Progress (April 2023-March 2024)	52863	339861	11905
13	2024-25	1036924	2434563	55576
	Progress (April 2024-March 2025)	14636	343750	13833
14	2025-26	1061487	2619073	66202
	Progress (April - Dec 2025)	24563	184510	10626



MICROINSURANCE – YEARWISE ACHIEVEMENT				
Financial Year	Enrolment of SHG members	Total Death Claim Reported	Total Death Claim Settled	Claim Settlement Amt (In Lakhs)
2012-13	191140	140	120	37.35
2013-14	270890	376	340	102.9
2014-15	373000	590	550	166.66
2015-16	417036	523	606	181.8
2016-17	860611	1051	1002	303.75
2017-18	165178	1272	1213	374.7
2018-19	1286728	913	835	1010.05
2019-20	2087651	1835	1239	2372.6
2020-21	NIL	1849	1894	3788
2021-22 PMJBY	4415226	153	200	400
2021-22 PMSBY	4751058	0	0	0
2022-23 PMJBY	5368878	832	553	1058.4
2022-23 PMSBY	5882788	102	28	56
2023-24 PMJBY	6498564	736	390	771.5
2023-24 PMSBY	7153159	70	33	66
2024-25 PMJBY	7673695	829	906	1812
2024-25 PMSBY	8552265	81	20	40
2025-26 PMJBY	8052047	482	235	470
2025-26 PMSBY	9111689	41	13	26
Total	-	11875	10177	13037.71



STATE LEVEL BANKERS' COMMITTEE, BIHAR											
CONVENOR : STATE BANK OF INDIA											
BANK WISE TOTAL Progress under PMMY -Disbursement FY 2025-26 AS ON 31.12.2025											
No. in Actual and Amount in Rs.Crore											
SR.	NAME OF BANK	Shishu		Kishor		Tarun		Tarun Plus		Total	
		Account	Amount	Account	Amount	Account	Amount	Account	Amount	Account	Amount
	LEAD BANKS										
1	STATE BANK OF INDIA	43955	148.61	50427	608.27	14609	854.15	855	121.50	109846	1732.36
2	BANK OF BARODA	1001	1.98	8696	138.69	4632	264.15	147	23.34	14476	428.11
3	CANARA BANK	2787	8.91	14561	363.58	5649	489.31	18	3.17	23015	864.77
4	CENTRAL BANK OF INDIA	7919	284.92	9366	161.33	5536	340.43	33	23.28	22854	810.02
5	PUNJAB NATIONAL BANK	730	2.18	7801	152.69	5202	404.68	171	10.19	13904	569.45
6	UNION BANK OF INDIA	1101	3.67	13472	206.91	3949	219.61	11	2.07	18533	432.26
7	UCO BANK	60	0.26	603	15.58	524	32.72	5	0.74	1192	49.15
	OTHER BANKS										
8	BANK OF INDIA	716	2.38	3715	99.06	4025	257.75	4	0.64	8460	359.74
9	BANK OF MAHARASHTRA	35	0.09	511	9.11	198	12.00	0	0.00	744	21.17
10	INDIAN BANK	586	1.41	7129	91.84	3762	220.87	12	2.10	11489	316.15
11	INDIAN OVERSEAS BANK	504	1.52	465	12.88	261	21.91	4	0.55	1234	36.78
12	PUNJAB AND SIND BANK	16	0.05	23	0.77	24	2.08	1	0.20	64	3.09
	Total Public Sector Bank	59410	455.98	116769	1860.71	48371	3119.66	1261	187.78	225811	5623.04
	PRIVATE BANKS										
13	AXIS BANK	57107	227.48	67384	670.95	2790	186.30	63	8.51	127344	1093.28
14	BANDHAN BANK	110909	478.76	454251	5312.73	360	25.06	0	0.00	565520	5816.39
15	FEDERAL BANK	14	0.04	135	3.77	86	6.70	6	0.64	241	11.12
16	HDFC BANK	8936	39.44	35793	384.82	2579	196.35	28	3.86	47336	624.38
17	ICICI BANK	5307	1.96	11480	92.78	936	67.13	0	0.00	17723	161.79
18	IDBI BANK	9691	38.60	22505	231.42	1084	94.69	22	4.07	33302	368.70
19	INDUSIND BANK	234286	852.51	167152	1853.71	104	7.36	0	0.00	401542	2713.61
20	J & K BANK	4	0.02	16	0.49	3	0.21	0	0.00	23	0.72
21	KARNATAKA BANK	0	0.00	0	0.00	1	0.04	0	0.00	1	0.04
22	KOTAK MAHINDRA BANK	16224	69.66	92583	605.51	0	0.00	0	0.00	108807	675.18
23	SOUTH INDIAN BANK	2	0.01	2	0.07	0	0.00	0	0.00	4	0.08
24	YES BANK	7290	32.04	14377	83.25	32	2.64	0	0.00	21699	117.93
25	KARUR VYSYA BANK	0	0.00	0	0.00	2	0.18	0	0.00	2	0.18
26	IDFC FIRST BANK	7286	28.80	28008	250.03	171	12.21	0	0.00	35465	291.05
27	RBL BANK	48872	219.43	175647	1061.38	178	11.40	0	0.00	224697	1292.21
	Total Private Sector Bank	505928	1988.75	1069333	10550.91	8326	610.27	119	17.08	1583706	13166.66
	Total COMM. BANKS	565338	2444.73	1186102	12411.62	56697	3729.93	1380	204.86	1809517	18789.70
	CO-OPERATIVE BANKS										
28	STATE CO-OP. BANK	0	0.00	0	0.00	0	0.00	0	0.00	0	0.00
	Total Cooperative Bank	0	0.00	0	0.00	0	0.00	0	0.00	0	0.00
	REGIONAL RURAL BANKS										
29	BIHAR GRAMIN BANK	147	0.62	1148	28.62	3435	71.19	20	4.99	4750	105.33
	Total Region Rural Bank	147	0.62	1148	28.62	3435	71.19	20	4.99	4750	105.33
	SMALL FINANCE BANK										
30	JANA SMALL FIN. BANK	25	0.11	13519	99.54	0	0.00	0	0.00	13544	99.68
31	UJJIVAN SMALL FIN. BANK	41436	183.36	122087	988.34	0	0.00	0	0.00	163523	1171.74
32	UTKARSH SMALL FIN. BANK	56641	247.59	180522	1408.03	0	0.00	0	0.00	237163	1655.60
33	ESAF SMALL FIN. BANK	4284	19.43	4928	35.12	26	2.18	0	0.00	9238	56.71
34	UNITY SMALL FINANCE BANK	0	0.00	0	0.00	0	0.00	0	0.00	0	0.00
	Total Small Financial Bank	102386	450.49	321056	2531.03	26	2.18	0	0.00	423468	2983.72
	TOTAL FOR BIHAR	667871	2895.84	1508306	14971.27	60158	3803.30	1400	209.85	2237735	21878.75

STATE LEVEL BANKERS' COMMITTEE, BIHAR

CONVENOR : STATE BANK OF INDIA

DISTRICT WISE Progress under PMMY -Disbursement FY 2025-26 AS ON 31.12.2025

No. in Actual and Amount in Rs.Crore

SR.	Name of District	Shishu		Kishor		Tarun		Tarun Plus		Total	
		Account	Amount	Account	Amount	Account	Amount	Account	Amount	Account	Amount
1	ARARIA	18680	74.94	40878	443.74	1354	84.35	17	2.51	60929	605.56
2	ARWAL	3166	12.12	5397	54.37	374	22.67	4	0.25	8941	89.37
3	AURANGABAD	11370	50.35	22053	230.15	1256	80.72	12	1.26	34691	362.45
4	BANKA	7979	31.97	16885	181.97	577	34.93	18	2.48	25459	251.31
5	BEGUSARAI	22589	92.25	54800	553.49	1732	108.81	24	2.81	79145	757.26
6	BHAGALPUR	23325	92.35	53701	591.61	1897	125.47	58	8.08	78981	817.49
7	BHOJPUR	12480	55.35	24233	251.08	1332	85.88	24	3.24	38069	395.44
8	BUXAR	10386	41.22	19274	193.99	1065	72.33	27	2.94	30752	310.51
9	DARBHANGA	20378	92.16	59958	545.64	1926	122.48	21	8.23	82283	768.46
10	GAYA	55253	221.81	59340	491.01	2346	151.60	44	7.06	116983	871.40
11	GOPALGANJ	11179	53.75	30731	308.24	1262	79.33	39	7.47	43211	448.80
12	JAMUI	10339	38.43	18994	202.92	716	47.61	13	2.05	30062	290.96
13	JEHANABAD	4354	18.51	11330	142.85	552	34.46	9	0.61	16245	196.36
14	KAIMUR (BHABUA)	7806	30.69	13128	138.37	752	44.57	17	2.25	21703	215.82
15	KATI HAR	21123	88.73	51468	514.01	1882	120.47	27	4.68	74500	727.83
16	KHAGARIA	10588	41.81	19761	220.73	914	52.86	19	2.44	31282	317.84
17	KISHANGANJ	16866	66.36	38428	447.66	626	37.22	8	1.15	55928	552.30
18	LAKHISARAI	4030	17.05	11329	124.76	430	28.24	7	1.71	15796	171.72
19	MADHEPURA	7079	28.24	17553	200.65	798	53.26	27	3.59	25457	285.64
20	MADHUBANI	18046	91.83	30951	318.01	2091	123.32	62	9.20	51150	542.39
21	MUNGER	8558	35.75	13985	155.46	746	48.59	15	2.05	23304	241.82
22	MUZAFFARPUR	38140	167.22	106638	948.21	3512	216.67	119	15.39	148409	1347.38
23	NALANDA	11521	48.08	27280	302.18	1644	102.69	17	4.41	40462	457.37
24	NAWADA	10237	43.38	23573	249.60	824	51.61	19	2.15	34653	346.75
25	PASHCHIM CHAMPARAN	19155	86.34	39316	403.11	1806	105.86	17	3.00	60294	598.33
26	PATNA	92051	434.14	267422	2197.51	8045	537.76	143	22.32	367661	3191.59
27	PURBI CHAMPARAN	21142	108.26	56855	570.60	2496	144.88	140	18.97	80633	842.72
28	PURNIA	16015	75.31	47806	535.65	2072	138.92	43	7.74	65936	757.60
29	ROHTAS	16712	68.39	25351	282.75	1751	118.21	37	3.33	43851	472.61
30	SAHARSA	7511	31.64	17550	198.39	768	47.40	15	2.27	25844	279.70
31	SAMASTIPUR	29990	130.71	60569	628.58	2745	171.02	33	6.33	93337	936.60
32	SARAN	30581	130.30	73448	709.84	2324	131.53	113	17.59	106466	989.14
33	SHEIKHPURA	2143	8.21	5367	64.39	471	31.77	3	0.45	7984	104.79
34	SHEOHAR	1813	7.22	3646	45.33	361	21.43	9	1.41	5829	75.36
35	SITAMARHI	12306	51.88	21964	254.72	1612	97.67	94	11.60	35976	415.83
36	SIWAN	19516	80.63	52681	527.61	1720	116.88	63	10.72	73980	735.83
37	SUPAUL	5249	26.68	13118	170.20	1032	65.21	7	1.27	19406	263.34
38	VAISHALI	28215	121.78	51545	571.89	2347	144.62	36	4.84	82143	843.05
	Total	667871	2895.84	1508306	14971.27	60158	3803.30	1400	209.85	2237735	21878.75

STATE LEVEL BANKERS' COMMITTEE, BIHAR

CONVENOR : STATE BANK OF INDIA

BANK WISE TOTAL OUTSTANDING & NPA OF PRADHAN MANTRI MUDRA FY 2025-26 AS ON 31.12.2025

No. in Actual and Amount in Rs.Crore

SR.	NAME OF BANK	Shishu (Loans up to Rs. 50,000)				Kishore (Loans from Rs. 50,001 to Rs. 5.00 Lakh)				Tarun (Loans from Rs. 5.00 Lakh above to Rs. 10.00 Lakh)				Tarun Plus (Loans from Rs. 10.00 Lakh above to Rs. 20.00 Lakh)				Total PMMY Loans				% Age NPA	
		Outstanding		Out of which under NPA		Outstanding		Out of which under NPA		Outstanding		Out of which under NPA		Outstanding		Out of which under NPA		Outstanding		Out of which under NPA		No.	Amt.
		No.	Amt.	No.	Amt.	No.	Amt.	No.	Amt.	No.	Amt.	No.	Amt.	No.	Amt.	No.	Amt.	No.	Amt.	No.	Amt.	No.	Amt.
	LEAD BANKS																						
1	STATE BANK OF INDIA	130402	263.54	25707	30.70	109445	1157.26	27461	133.92	20257	1221.72	2824	79.64	876	99.79	0	0.00	260980	2742.31	55992	244.26	21.45	8.91
2	BANK OF BARODA	2456	7.27	858	2.73	14439	290.49	3565	63.11	5772	399.60	787	57.69	151	21.55	2	0.16	22818	718.91	5212	123.69	22.84	17.21
3	CANARA BANK	19468	49.48	3490	8.51	94968	1797.67	7406	108.85	20158	1412.51	1123	71.77	128	18.06	0	0.00	134722	3277.72	12019	189.13	8.92	5.77
4	CENTRAL BANK OF INDIA	20439	502.73	12490	173.03	15616	296.53	4654	41.35	7463	494.56	570	27.94	33	4.41	0	0.00	43551	1298.23	17714	242.32	40.67	18.67
5	PUNJAB NATIONAL BANK	32580	70.70	26251	57.22	65730	1121.95	25139	347.82	35139	2135.33	4236	229.69	185	10.98	2	0.06	133634	3338.96	55628	634.79	41.63	19.01
6	UNION BANK OF INDIA	12537	22.18	2886	7.45	34219	501.16	6050	70.83	8137	483.90	1055	56.84	17	2.77	0	0.00	54910	1010.01	9991	135.12	18.20	13.38
7	UCO BANK	13361	29.37	7810	14.74	23794	431.52	5575	74.30	6653	452.83	534	35.43	26	4.59	0	0.00	43834	918.31	13919	124.47	31.75	13.55
	OTHER BANKS																						
8	BANK OF INDIA	61938	18.65	5799	8.48	47724	921.69	7953	125.76	46827	2656.40	2210	138.50	4	0.76	0	0.00	156493	3597.50	15962	272.74	10.20	7.58
9	BANK OF MAHARASHTRA	184	0.43	128	0.26	1373	22.89	584	8.76	257	18.10	51	3.56	0	0.00	0	0.00	1814	41.42	763	12.58	42.06	30.37
10	INDIAN BANK	5162	5.15	3666	1.95	12606	209.89	4632	59.04	6258	370.12	1651	68.55	12	1.94	0	0.00	24038	587.10	9949	129.54	41.39	22.06
11	INDIAN OVERSEAS BANK	1263	2.61	227	0.38	3430	56.21	824	7.70	1288	83.45	91	3.92	49	7.33	0	0.00	6030	149.60	1142	12.00	18.94	8.02
12	PUNJAB AND SIND BANK	133	0.32	65	0.16	686	17.63	153	3.23	479	35.39	86	6.91	7	1.29	0	0.00	1305	54.63	304	10.30	23.30	18.85
	Total Public Sector Bank	299923	972.43	89377	305.61	424030	6824.89	93996	1044.67	158688	9763.91	15218	780.44	1488	173.47	4	0.22	884129	17734.70	198595	2130.94	22.46	12.02
	PRIVATE BANKS																						
13	AXIS BANK	250250	508.77	86027	153.85	116482	918.75	6180	25.63	7085	354.05	131	6.58	123	14.04	1	0.18	373940	1795.61	92339	186.24	24.69	10.37
14	BANDHAN BANK	164245	362.86	15419	24.59	898158	6307.46	57666	274.85	3018	132.29	95	4.05	0	0.00	0	0.00	1065421	6802.61	73180	303.49	6.87	4.46
15	FEDERAL BANK	26207	20.33	10702	15.62	2821	7.49	175	1.82	92	5.43	3	0.21	6	0.56	0	0.00	29126	33.81	10880	17.65	37.35	52.20
16	HDFC BANK	44826	92.67	6048	11.33	117208	596.69	5090	21.38	14508	583.25	1158	47.65	131	13.34	3	0.32	176673	1285.95	12299	80.68	6.96	6.27
17	ICICI BANK	2428	5.84	23	0.00	6994	95.52	472	1.76	2807	114.88	308	3.52	0	0.00	0	0.00	12229	216.24	803	5.28	6.57	2.44
18	IDBI BANK	25538	64.04	116	0.17	59482	372.25	870	12.03	2508	153.20	352	18.84	60	10.34	0	0.00	87588	599.83	1338	31.04	1.53	5.17
19	INDUSIND BANK	1220290	2014.65	504921	814.38	698247	3487.86	159738	581.44	2653	47.49	760	10.84	0	0.00	0	0.00	1921190	5550.00	665419	1406.66	34.64	25.35
20	J & K BANK	22	0.04	1	0.00	95	1.91	5	0.13	23	1.14	0	0.00	0	0.00	0	0.00	140	3.09	6	0.13	4.29	4.21
21	KARNATAKA BANK	0	0.00	0	0.00	5	0.07	3	0.05	3	0.11	0	0.00	0	0.00	0	0.00	8	0.18	3	0.05	37.50	27.78
22	KOTAK MAHINDRA BANK	45447	100.57	5931	11.66	168219	621.88	17167	50.40	0	0.00	0	0.00	0	0.00	0	0.00	213666	722.45	23098	62.06	10.81	8.59
23	SOUTH INDIAN BANK	3	0.01	1	0.00	2	0.06	0	0.00	0	0.00	0	0.00	0	0.00	0	0.00	5	0.07	1	0.00	20.00	0.00
24	YES BANK	54795	119.06	7797	16.29	18311	89.22	323	1.16	100	5.82	1	0.05	0	0.00	0	0.00	73206	214.10	8121	17.50	11.09	8.17
25	KARUR VYSYA BANK	0	0.00	0	0.00	0	0.00	0	0.00	0	0.00	0	0.00	0	0.00	0	0.00	0	0.00	0	0.00	0.00	0.00
26	IDFC FIRST BANK	8172	26.74	55	0.12	34577	327.40	183	1.55	624	41.86	23	1.24	0	0.00	0	0.00	43373	396.00	261	2.91	0.60	0.73
27	RBL BANK	314492	539.53	91345	162.27	175647	984.27	2	0.01	178	10.84	2	0.12	0	0.00	0	0.00	490317	1534.64	91349	162.40	18.63	10.58
	Total Private Sector Bank	2156715	3855.11	728386	1210.28	2296248	13810.83	247874	972.21	33599	1450.36	2833	93.10	320	38.28	4	0.50	4486882	19154.58	979097	2276.09	21.82	11.88
	Total COMM. BANKS	2456638	4827.54	817763	1515.89	2720278	20635.72	341870	2016.88	192287	11214.27	18051	873.54	1808	211.75	8	0.72	5371011	36889.28	1177692	4407.03	21.93	11.95
	CO-OPERATIVE BANKS																						
28	STATE CO-OP. BANK	0	0.00	0	0.00	0	0.00	0	0.00	0	0.00	0	0.00	0	0.00	0	0.00	0	0.00	0	0.00	0.00	0.00
	Total Cooperative Bank	0	0.00	0	0.00	0	0.00	0	0.00	0	0.00	0	0.00	0	0.00	0	0.00	0	0.00	0	0.00	0.00	0.00
	REGIONAL RURAL BANKS																						
29	BIHAR GRAMIN BANK	30844	124.94	20850	92.60	42198	694.12	15547	339.27	2518	130.42	442	33.44	881	96.99	77	7.48	76441	1046.47	36916	472.79	48.29	45.18
	Total Region Rural Bank	30844	124.94	20850	92.60	42198	694.12	15547	339.27	2518	130.42	442	33.44	881	96.99	77	7.48	76441	1046.47	36916	472.79	48.29	45.18
	SMALL FINANCE BANK																						
30	JANA SMALL FIN. BANK	2163	4.77	82	0.19	20004	125.71	148	0.78	0	0.00	0	0.00	0	0.00	0	0.00	22167	130.48	230	0.97	1.04	0.74
31	UJIVAN SMALL FIN. BANK	147622	330.96	11763	22.18	256207	1330.21	8098	27.68	0	0.00	0	0.00	0	0.00	0	0.00	403829	1661.17	19861	49.86	4.92	3.00
32	UTKARSH SMALL FIN. BANK	346528	704.31	85944	204.98	536755	2499.74	91997	396.68	128	1.59	28	0.60	0	0.00	0	0.00	883411	3205.64	177969	602.26	20.15	18.79
33	ESAF SMALL FIN. BANK	16819	38.05	6177	11.16	8120	41.05	1121	3.26	27	2.07	0	0.00	0	0.00	0	0.00	24966	81.17	7298	14.42	29.23	17.77
34	UNITY SMALL FINANCE BANK	0	0.00	0	0.00	0	0.00	0	0.00	0	0.00	0	0.00	0	0.00	0	0.00	0	0.00	0	0.00	0.00	0.00
	Total Small Financial Bank	513132	1078.09	103966	238.51	821086	3996.71	101364	428.40	155	3.66	28	0.60	0	0.00	0	0.00	1334373	5078.46	205358	667.51	15.39	13.14
	TOTAL FOR BIHAR	3000614	6030.57	942579	1847.00	3583562	25326.55	458781	2784.55	194960	11348.35	18521	907.58	2689	308.74	85	8.20	6781825	43014.21	1419966	5547.33	20.94	12.90

STATE LEVEL BANKERS' COMMITTEE, BIHAR

CONVENOR : STATE BANK OF INDIA

DISTRICT WISE TOTAL OUTSTANDING & NPA OF PRADHAN MANTRI MUDRA FY 2025-26 AS ON 31.12.2025

No. in Actual and Amount in Rs.Crore

SR.	Name of District	Shishu (Loans up to Rs. 50,000)				Kishore (Loans from Rs. 50,001 to Rs. 5.00 Lakh)				Tarun (Loans from Rs. 5.00 Lakh above to Rs. 10.00 Lakh)				Tarun Plus (Loans from Rs. 10.00 Lakh above to Rs. 20.00 Lakh)				Total PMMY Loans				% Age NPA	
		Outstanding		Out of which under NPA		Outstanding		Out of which under NPA		Outstanding		Out of which under NPA		Outstanding		Out of which under NPA		Outstanding		Out of which under NPA		No.	Amt.
		No.	Amt.	No.	Amt.	No.	Amt.	No.	Amt.	No.	Amt.	No.	Amt.	No.	Amt.	No.	Amt.	No.	Amt.	No.	Amt.	No.	Amt.
1	ARARIA	94466	177.52	37893	69.83	105872	715.04	15155	75.03	3714	224.59	320	15.89	36	3.96	0	0.00	204088	1121.11	53368	160.75	26.15	14.34
2	ARWAL	13272	26.84	4191	9.45	12448	109.45	1886	16.77	1435	90.22	154	8.44	10	1.26	1	0.28	27165	227.77	6232	34.94	22.94	15.34
3	AURANGABAD	51782	111.27	16427	33.75	60668	459.32	9010	66.29	4169	257.69	334	15.68	35	3.29	3	0.39	116654	831.57	25774	116.11	22.09	13.96
4	BANKA	44778	79.22	17219	30.67	49530	394.34	8224	48.81	2633	149.31	158	7.22	28	3.64	1	0.07	96969	626.51	25602	86.77	26.40	13.85
5	BEGUSARAI	105025	196.06	36668	65.68	156004	991.95	20244	106.98	5537	328.47	523	23.32	44	4.97	1	0.10	266610	1521.45	57436	196.08	21.54	12.89
6	BHAGALPUR	84803	163.48	19547	36.17	124140	975.55	11801	78.08	6841	413.39	480	24.46	97	11.81	3	0.51	215881	1564.23	31831	139.22	14.74	8.90
7	BHOJPUR	43519	99.69	12357	30.03	57260	423.45	7018	59.13	3645	213.95	467	22.36	69	6.91	5	0.45	104493	744.00	19847	111.97	18.99	15.05
8	BUXAR	35018	75.10	9037	21.45	46272	355.80	6188	61.92	3024	178.17	334	15.96	58	6.73	2	0.14	84372	615.80	15561	99.47	18.44	16.15
9	DARBHANGA	94688	199.53	34823	65.68	144332	878.08	17931	83.96	5572	322.35	462	23.41	101	12.72	2	0.28	244693	1412.68	53218	173.33	21.75	12.27
10	GAYA	174610	394.11	35208	70.40	160992	1027.21	32539	209.19	12284	740.87	866	47.29	91	8.90	4	0.32	347977	2171.09	68617	327.20	19.72	15.07
11	GOPALGANJ	54683	111.41	17909	33.97	80670	540.90	10278	53.73	3476	209.68	281	16.48	84	9.28	2	0.11	138913	871.27	28470	104.29	20.49	11.97
12	JAMUI	43067	75.74	11045	21.09	52924	368.32	7332	43.59	2450	142.85	283	12.61	35	3.71	8	0.54	98476	590.62	18668	77.83	18.96	13.18
13	JEHANABAD	18628	40.61	6200	15.79	26917	263.21	3888	37.18	2345	135.68	269	15.24	10	0.61	1	0.07	47900	440.11	10358	68.28	21.62	15.51
14	KAIMUR (BHABUA)	27519	54.38	6545	13.29	34490	261.87	4429	42.09	2317	140.98	271	13.37	28	2.81	2	0.11	64354	460.04	11247	68.86	17.48	14.97
15	KATI HAR	73981	142.68	18493	33.18	122101	754.87	14002	65.18	5010	302.98	331	15.37	42	5.73	0	0.00	201134	1206.26	32826	113.73	16.32	9.43
16	KHAGARIA	56460	104.86	22555	41.46	56937	404.30	9492	49.95	2633	140.01	213	9.37	36	4.84	2	0.17	116066	654.01	32262	100.95	27.80	15.44
17	KISHANGANJ	50334	93.29	8687	15.74	82296	585.59	4370	26.71	1710	88.50	159	6.14	20	2.35	1	0.16	134360	769.73	13217	48.75	9.84	6.33
18	LAKHISARAI	17208	33.01	5580	10.06	27674	208.20	3168	19.36	1315	76.75	80	3.73	27	2.93	4	0.42	46224	320.89	8832	33.57	19.11	10.46
19	MADHEPURA	46320	84.11	21705	38.46	52088	371.20	10463	51.31	2749	155.54	201	8.13	58	6.47	0	0.00	101215	617.32	32369	97.90	31.98	15.86
20	MADHUBANI	106927	222.43	46371	87.95	94260	633.52	17944	92.65	5729	338.64	455	23.36	126	15.64	1	0.04	207042	1210.23	64771	204.00	31.28	16.86
21	MUNGER	33781	68.16	9463	21.05	40646	317.69	5663	42.00	2651	164.65	315	16.35	33	4.01	3	0.19	77111	554.51	15444	79.59	20.03	14.35
22	MUZAFFARPUR	229261	414.22	86213	155.65	229193	1589.06	29341	164.04	11103	604.26	1174	52.92	183	21.04	1	0.17	469740	2628.58	116729	372.78	24.85	14.18
23	NALANDA	45471	89.56	11186	24.61	65444	617.52	9031	95.14	5591	335.25	687	35.76	45	5.27	5	0.38	116551	1047.60	20909	155.89	17.94	14.88
24	NAWADA	47570	97.82	16980	37.42	60733	429.10	9254	56.41	3864	213.71	493	22.31	35	3.40	1	0.05	112202	744.03	26728	116.19	23.82	15.62
25	PASHCHIM CHAMPARAN	97562	200.79	18487	45.53	110783	708.00	10591	62.79	4575	255.77	469	22.87	72	8.92	1	0.13	212992	1173.48	29548	131.32	13.87	11.19
26	PATNA	466414	948.06	121334	252.61	426603	3042.07	31226	220.77	23399	1423.44	3073	153.20	230	28.60	11	0.95	916646	5442.17	155644	627.53	16.98	11.53
27	PURBI CHAMPARAN	87334	205.18	29440	63.92	140362	931.49	19200	105.86	8383	461.17	665	32.11	185	22.53	0	0.00	236264	1620.37	49305	201.89	20.87	12.46
28	PURNIA	66129	138.53	18270	37.84	113979	831.42	10952	61.01	6131	342.70	634	25.63	77	8.10	1	0.15	186316	1320.75	29857	124.63	16.02	9.44
29	ROHTAS	77405	150.75	29366	57.85	73658	561.88	13785	103.78	6391	391.23	915	47.58	64	5.92	5	0.78	157518	1109.78	44071	209.99	27.98	18.92
30	SAHARSA	44304	82.85	17767	31.62	49375	371.01	6961	42.76	4265	222.78	289	15.00	37	4.63	0	0.00	97981	681.27	25017	89.38	25.53	13.12
31	SAMASTIPUR	138091	282.26	54415	102.60	170041	1148.26	25544	128.50	6991	416.82	515	25.98	71	7.70	7	0.42	315194	1855.04	80481	257.50	25.53	13.88
32	SARAN	103700	232.86	24048	56.70	162993	1055.46	16234	92.98	7027	397.12	622	29.80	160	17.99	0	0.00	273880	1703.43	40904	179.48	14.94	10.54
33	SHEIKHPURA	11742	25.17	3950	8.82	16136	167.00	2093	17.80	1557	97.37	144	8.40	12	1.16	2	0.14	29447	290.70	6189	35.16	21.02	12.09
34	SHEOHAR	9622	18.05	3995	7.02	10302	113.34	1732	15.50	926	54.74	91	5.52	17	1.85	0	0.00	20867	187.98	5818	28.04	27.88	14.92
35	SITAMARHI	68701	127.45	32226	55.78	70719	565.69	13513	77.03	5846	319.99	395	18.99	143	17.26	2	0.14	145409	1030.39	46136	151.94	31.73	14.75
36	SIWAN	84392	161.15	21566	40.78	116375	822.25	11074	66.62	5869	343.17	504	27.57	133	14.81	2	0.33	206769	1341.38	33146	135.30	16.03	10.09
37	SUPAUL	29728	64.98	13449	26.64	35811	329.05	5385	33.64	4185	230.65	190	6.59	38	3.59	0	0.00	69762	628.27	19024	66.87	27.27	10.64
38	VAISHALI	122319	237.39	41964	76.46	142534	1004.09	21840	110.01	7618	422.91	705	33.17	119	13.40	1	0.21	272590	1677.79	64510	219.85	23.67	13.10
	Total	3000614	6030.57	942579	1847.00	3583562	25326.55	458781	2784.55	194960	11348.35	18521	907.58	2689	308.74	85	8.20	6781825	43014.21	1419966	5547.33	20.94	12.90

STATE LEVEL BANKER'S COMMITTEE, BIHAR
(CONVENOR : STATE BANK OF INDIA)
PMEGP DATA BANK WISE(1ST LOAN) AS ON 31.12.2025 (FY 2025-26)

SI No.	Bank Name	Target (KVIC)	Forwarded to Bank		Sanctioned by Bank		% Sanction	Margin Money Claimed		MM Disbursed		% Disbursement	Referred back for Rectification		Returned by Bank		% Return	Pending at bank		Pending for MM Disbursement			
			No.	MM	No.	MM		No.	MM	No.	MM		No.	MM	No.	MM		No.	MM	No.	MM	No.	MM
			No.	MM	No.	MM		No.	MM	No.	MM		No.	MM	No.	MM		No.	MM	No.	MM	No.	MM
1	AXIS BANK LTD	57	139	490.76	24	43.85	42.11	7	22.43	2	2.38	3.51	4	17.03	13	30.33	9.35	109	399.89	7	22.43		
2	BANDHAN BANK LTD	67	33	103.58	0	0.00	0.00	0	0.00	0	0.00	0.00	0	0	0	0.00	0.00	33	103.58	0	0.00		
3	BANK OF BARODA	159	727	3034.62	108	475.33	67.92	301	1134.48	189	785.93	118.87	136	513.12	189	700.90	26.00	416	1792.16	191	678.80		
4	BANK OF INDIA	176	1147	4089.85	211	618.35	119.89	404	1051.19	215	557.97	122.16	242	617.54	483	1656.71	42.11	439	1747.52	328	855.32		
5	BANK OF MAHARASHTRA	22	109	356.95	27	40.58	122.73	47	102.79	12	35.91	54.55	32	23.87	63	233.45	57.80	24	85.67	41	76.75		
6	Bihar Gramin Bank	273	1395	4161.19	149	351.71	54.58	553	1047.32	564	1087.42	206.59	200	384.26	374	1047.05	26.81	852	2696.94	258	447.82		
7	CANARA BANK	176	941	3742.92	216	814.56	122.73	421	1351.94	374	1131.35	212.50	129	409.86	496	1952.50	52.71	205	869.88	155	522.21		
8	CENTRAL BANK OF INDIA	282	1208	4833.73	243	1097.38	86.17	541	2386.52	370	1588.60	131.21	247	1054.26	552	2154.63	45.70	374	1477.36	307	1301.58		
9	DCB BANK LIMITED	0	1	7.00	0	0.00	0.00	0	0.00	0	0.00	0.00	0	0	0	0.00	0.00	1	7.00	0	0.00		
10	FEDERAL BANK	5	6	10.25	0	0.00	0.00	0	0.00	1	17.42	20.00	0	0	1	0.50	16.67	5	9.75	0	0.00		
11	HDFC BANK	53	252	1232.65	13	41.73	24.53	26	89.76	11	30.17	20.75	12	45.34	6	26.50	2.38	241	1157.15	22	77.34		
12	ICICI BANK LTD	52	147	517.31	16	74.62	30.77	28	53.52	5	5.43	9.62	24	51.29	81	287.21	55.10	40	130.02	26	52.29		
13	IDBI BANK	56	138	553.71	19	62.91	33.93	42	168.95	37	150.41	66.07	21	73.83	51	197.23	36.96	62	260.93	23	82.58		
14	IDFC FIRST BANK LTD	0	1	3.00	0	0.00	0.00	0	0.00	0	0.00	0.00	0	0	1	3.00	100.00	0	0.00	0	0.00		
15	INDIAN BANK	150	782	3144.84	108	471.30	72.00	347	1163.65	217	717.32	144.67	171	605.73	348	1290.11	44.50	331	1405.15	224	791.19		
16	INDIAN OVERSEAS BANK	46	194	688.51	65	213.60	141.30	77	345.30	58	220.14	126.09	31	158.81	85	281.82	43.81	38	158.68	41	190.92		
17	INDUSIND BANK	19	4	10.50	0	0.00	0.00	0	0.00	0	0.00	0.00	0	0	0	0.00	0.00	4	10.50	0	0.00		
18	J & K BANK Ltd.	1	0	0.00	0	0.00	0.00	0	0.00	0	0.00	0.00	0	0	0	0.00	0.00	0	0.00	0	0.00		
19	KARNATAKA BANK LTD	1	1	1.31	0	0.00	0.00	1	1.50	0	0.00	0.00	1	1.5	0	0.00	0.00	1	1.31	1	1.50		
20	KARUR VYSYA BANK	0	1	7.00	0	0.00	0.00	0	0.00	0	0.00	0.00	0	0	0	0.00	0.00	1	7.00	0	0.00		
21	KOTAK MAHINDRA BANK LTD	10	20	69.91	0	0.00	0.00	0	0.00	0	0.00	0.00	0	0	0	0.00	0.00	20	69.91	0	0.00		
22	PUNJAB AND SIND BANK	11	47	178.80	9	35.77	81.82	13	46.13	6	18.98	54.55	7	29.5	23	64.65	48.94	15	76.40	10	36.18		
23	PUNJAB NATIONAL BANK	375	2873	10900.08	330	1134.14	88.00	1036	3386.17	721	2285.26	192.27	502	1617.19	2237	8366.06	77.86	223	1086.48	667	2159.15		
24	SOUTH INDIAN BANK	0	1	6.22	0	0	0.00	0	0	0	0	0.00	0	0	0	0	0.00	1	6.22	0	0		
25	STATE BANK OF INDIA	484	4884	17622.67	461	1106.65	95.25	1119	2733.66	954	2350.91	197.11	269	585.19	1973	7113.37	40.40	2409	8947.87	538	1283.91		
26	UCO BANK	141	755	2346.6	162	438.83	114.89	472	1209.78	276	782.62	195.74	227	592.08	552	1736.81	73.11	24	101.58	292	738.66		
27	UNION BANK OF INDIA	142	570	2344.66	109	490.89	76.76	371	1152.17	265	960.77	186.62	143	387.42	384	1533.07	67.37	67	290.46	226	685.03		
Total		2758	16376	60458.62	2270	7512.20	82.31	5806	17447.26	4277	12728.99	155.08	2398	7167.82	7912	28675.90	48.31	5935	22899.41	3357	10003.66		

STATE LEVEL BANKER'S COMMITTEE, BIHAR

(CONVENOR : STATE BANK OF INDIA)

PMEGP DATA DISTRICT WISE(1ST LOAN) AS ON 31.12.2025 (FY 2025-26)

No. in actual & MM in Lakh

SI No.	District Name	Target	Forwarded to Bank		Sanctioned by Bank		% Sanction	Margin Money Claimed		Disbursement Made by Bank		% Disbursement	No of Applications returned by Bank		% Return	Pending at Bank		Pending for MM Disbursement	
		No.	No.	MM	No.	MM	No.	No.	MM	No.	MM	No.	No.	MM	No.	No.	MM	No.	MM
1	ARARIA	71	259	803.68	62	162.53	87.32	101	245.01	67	162.26	94.37	125	394.02	48.26	66	206.64	64	157.69
2	ARWAL	63	162	633.14	30	110.1	47.62	37	98.23	32	81.93	50.79	94	351.65	58.02	37	168.48	22	56.15
3	AURANGABAD	78	545	1935.5	45	140.61	57.69	122	396.91	84	235.77	107.69	380	1396.52	69.72	114	364.41	73	252.32
4	BANKA	69	418	1199.34	80	155.05	115.94	181	324.04	135	235.01	195.65	219	649.11	52.39	110	348.1	85	159.12
5	BEGUSARAI	72	370	1254.29	64	215.07	88.89	242	501.66	162	355.86	225.00	83	315.36	22.43	208	663.54	142	315.14
6	BHAGALPUR	61	600	1933.91	93	256.93	152.46	306	811.59	237	619.78	388.52	244	671.67	40.67	256	979.4	169	432.5
7	BHOJPUR	72	455	1687.59	44	143.29	61.11	145	385.85	77	213.19	106.94	245	938.15	53.85	154	559.16	98	255.04
8	BUXAR	72	358	1168.89	45	147.42	62.50	104	291.52	71	198.95	98.61	150	498.59	41.90	148	477.18	69	184.52
9	DARBHANGA	74	400	1611.91	64	216.24	86.49	219	592.99	137	363.04	185.14	215	875.49	53.75	131	519.88	149	383.48
10	GAYA	73	727	2726.09	82	297.02	112.33	215	676.09	197	614.21	269.86	311	1154.07	42.78	323	1225.8	76	251.72
11	GOPALGANJ	76	413	1542.79	59	209.75	77.63	110	344.78	96	317.46	126.32	232	880.3	56.17	109	402.8	60	182.24
12	JAMUI	77	473	1570.39	48	108.95	62.34	79	202.28	47	107.13	61.04	185	633.13	39.11	229	760.37	56	145.38
13	JEHANABAD	66	199	752.99	31	127.04	46.97	47	137.44	41	131.13	62.12	122	458.52	61.31	42	136.01	33	86.28
14	KAIMUR (BHABHUA)	70	266	910.78	34	91.05	48.57	109	363.65	84	282.39	120.00	177	598.22	66.54	47	154.14	53	161.49
15	KATI HAR	77	367	1322.84	81	274.66	105.19	125	372.90	111	305.55	144.16	157	540.64	42.78	123	473.96	75	221.7
16	KHAGARIA	69	270	894.75	47	133.33	68.12	113	267.43	72	182.33	104.35	100	340.81	37.04	109	359.28	84	201.48
17	KISHANGANJ	71	311	947.5	38	91.36	53.52	71	184.71	56	154.96	78.87	144	466.06	46.30	115	337.56	40	92.07
18	LAKHISARAI	70	205	574.04	30	69.09	42.86	55	158.23	35	100.99	50.00	57	158.3	27.80	110	327.46	38	117.39
19	MADHEPURA	70	316	915.49	35	87.6	50.00	93	207.11	58	134.82	82.86	221	636.76	69.94	54	166.59	51	103.86
20	MADHUBANI	79	602	2216.81	86	284.03	108.86	271	692.28	134	345.68	169.62	243	861.44	40.37	263	1000.46	204	503.47
21	MUNGER	64	293	687.42	44	86.61	68.75	119	211.61	116	196.76	181.25	115	275.94	39.25	135	335.31	68	124.11
22	MUZAFFARPUR	80	505	2358.97	72	305.77	90.00	317	1122.31	215	736.84	268.75	142	693.7	28.12	287	1322.03	172	590.48
23	NALANDA	77	503	1996.43	54	173.74	70.13	231	824.27	142	483.65	184.42	253	925.31	50.30	189	910.04	140	502.47
24	NAWADA	67	290	1179.49	40	162.59	59.70	78	319.68	75	308.37	111.94	131	553.02	45.17	117	468.42	50	186.65
25	PASHCHIM CHAMPARAN	71	542	2057.97	69	235.53	97.18	120	463.00	140	459.88	197.18	406	1492.56	74.91	64	298.84	58	231.27
26	PATNA	110	843	3755.94	117	535.14	106.36	397	1588.17	240	972.78	218.18	371	1495.56	44.01	343	1614.77	250	1007.78
27	PURBI CHAMPARAN	73	580	2502.83	72	239.86	98.63	230	782.87	163	492.76	223.29	188	824.64	32.41	318	1408.03	128	455.58
28	PURNIA	71	494	1508.04	67	173.67	94.37	151	434.47	144	397.43	202.82	339	1068.68	68.62	85	235.48	72	196.24
29	ROHTAS	69	991	3188.03	86	256.39	124.64	203	588.50	156	420.79	226.09	721	2339.05	72.75	172	547.7	99	297.67
30	SAHARSA	69	367	1086.07	47	99.42	68.12	104	230.33	71	153.72	102.90	95	288.92	25.89	216	660.58	57	128.72
31	SAMASTIPUR	69	518	1909.64	84	308.92	121.74	240	607.87	178	514.6	257.97	288	1006.31	55.60	146	582.2	139	385.24
32	SARAN	74	505	2354.85	88	397.51	118.92	127	472.68	108	433.7	145.95	218	977.46	43.17	198	966.2	79	289.11
33	SHEIKHPURA	76	295	832.93	35	78.76	46.05	57	131.44	48	122.72	63.16	173	475.68	58.64	78	258.4	32	67.36
34	SHEOHAR	72	171	515.14	35	105.56	48.61	52	111.00	34	76.97	47.22	52	160.14	30.41	76	224.04	33	72.23
35	SITAMARHI	68	397	1579.87	51	167.75	75.00	156	521.17	124	399.87	182.35	118	462.35	29.72	226	904.69	84	274.27
36	SIWAN	78	613	2946.65	95	387.14	121.79	162	574.79	150	503.67	192.31	247	1153.22	40.29	266	1353.12	90	305.66
37	SUPAUL	68	259	921.35	61	171.34	89.71	118	321.03	86	264.62	126.47	98	395.55	37.84	95	321.81	70	174.18
38	VAISHALI	72	494	2474.28	55	305.38	76.39	198	883.87	154	647.42	213.89	253	1269	51.21	176	856.53	94	448.1
Total		2758	16376	60458.62	2270	7512.20	82.31	5805	17443.76	4277	12728.99	155.08	7912	28675.90	48.31	5935	22899.41	3356	10000.16

STATE LEVEL BANKER'S COMMITTEE, BIHAR

(CONVENOR : STATE BANK OF INDIA)

PMEGP DATA BANK WISE (2nd LOAN) AS ON 31.12.2025 (FY 2025-26)

Sl. No.	Bank Name	No. in actual & MM in Lakh																						
		Target		Forwarded to Bank		Sanctioned by Bank		% Sanction		Margin Money Claimed		MM Disbursed		% Disbursement	Referred back for Rectification		Returned by Bank		% Returned		Pending at bank		Pending for MM Disbursement	
		No.	MM	No.	MM	No.	MM	No.	MM	No.	MM	No.	MM	No.	MM	No.	MM	No.	MM	No.	MM	No.	MM	
1	CANARA BANK	6	24.93	3	5.25	2	5.25	33.33	3	13.00	2	9.2	33.33	2	9.72	1	13.23	33.33	1	7.95	2	9.72		
2	BANK OF INDIA	7	15.00	2	12.00	1	12.00	14.29	2	3.50	1	1.2	14.29	1	1.50	0	0.00	0.00	1	3.00	1	1.50		
3	BANK OF MAHARASHTRA	2	0.00	0	0.00	0	0.00	0.00	0	0.00	0	0.00	0.00	0	0.00	0	0.00	0.00	0	0.00	0	0.00		
4	BANK OF BARODA	6	15.15	4	7.50	1	7.50	16.67	0	0.00	0	0.00	0.00	0	0.00	1	2.70	25.00	3	12.45	0	0.00		
5	UNION BANK OF INDIA	6	0.75	1	0.00	0	0.00	0.00	2	5.75	0	0.00	0.00	2	4.80	0	0.00	0.00	1	0.75	2	4.80		
6	PUNJAB NATIONAL BANK	12	100.12	18	1.50	1	1.50	8.33	5	25.75	0	0.00	0.00	5	24.94	1	2.55	5.56	16	96.07	5	24.94		
7	CENTRAL BANK OF INDIA	8	31.24	8	3.75	2	3.75	25.00	1	7.00	0	0.00	0.00	1	6.25	1	3.00	12.50	4	22.99	1	6.25		
8	STATE BANK OF INDIA	17	32.09	9	3.00	2	3.00	11.76	1	4.00	0	0.00	0.00	1	3.89	0	0.00	0.00	8	30.59	1	3.89		
9	INDIAN BANK	5	7.50	1	0.00	0	0.00	0.00	3	11.00	0	0.00	0.00	3	10.32	0	0.00	0.00	1	7.50	3	10.32		
10	INDIAN OVERSEAS BANK	4	0.00	0	0.00	0	0.00	0.00	0	0.00	0	0.00	0.00	0	0.00	0	0.00	0.00	0	0.00	0	0.00		
11	PUNJAB AND SIND BANK	2	0.00	0	0.00	0	0.00	0.00	0	0.00	0	0.00	0.00	0	0.00	0	0.00	0.00	0	0.00	0	0.00		
12	UCO BANK	6	14.25	4	1.50	1	1.50	16.67	1	1.75	0	0.00	0.00	1	1.23	0	0.00	0.00	3	12.75	1	1.23		
	BIHAR GRAMIN BANK	2	3.00	2	1.50	1	1.50	50.00	4	6.50	1	0.80	50.00	3	5.25	0	0.00	0.00	1	1.50	3	5.25		
	TOTAL	83	244.03	52	36.00	11	36.00	13.25	22	78.25	4	11.20	4.82	19	67.90	4	21.48	7.69	39	195.55	19	67.90		

STATE LEVEL BANKER'S COMMITTEE, BIHAR																	
(CONVENOR : STATE BANK OF INDIA)																	
PMEGP DATA DISTRICT WISE (2nd LOAN) AS ON 31.12.2025 (FY 2025-26)																	
No. in actual & MM in Lakh																	
Sl.	District Name	Target	Forwarded to Bank		Sanctioned by Bank		% Sanction	Margin Money Claimed		Disbursement		% Disbursement	Rejected by Bank		% Rejected	Pending at Bank	
		No.	No.	MM	No.	MM	No.	No.	MM	No.	MM	No.	No.	MM	No.	No.	MM
1	ARARIA	2	1	3.66	0	0.00	0.00	1	4.50	0	0.00	0.00	0	0.00	0.00	1	3.66
2	ARWAL	2	1	11.49	0	0.00	0.00	0	0.00	0	0.00	0.00	0	0.00	0.00	1	11.49
3	AURANGABAD	2	1	1.20	0	0.00	0.00	0	0.00	0	0.00	0.00	0	0.00	0.00	1	1.20
4	BANKA	2	0	0.00	0	0.00	0.00	0	0.00	0	0.00	0.00	0	0.00	0.00	0	0.00
5	BEGUSARAI	2	2	4.50	0	0.00	0.00	0	0.00	0	0.00	0.00	0	0.00	0.00	2	4.50
6	BHAGALPUR	3	2	9.75	0	0.00	0.00	1	2.00	0	0.00	0.00	0	0.00	0.00	2	9.75
7	BHOJPUR	2	3	16.98	2	3.00	100.00	0	0.00	0	0.00	0.00	1	13.23	33.33	1	2.25
8	BUXAR	2	1	15.00	1	1.50	50.00	2	11.00	0	0.00	0.00	0	0.00	0.00	1	15.00
9	DARBHANGA	2	2	12.75	0	0.00	0.00	0	0.00	0	0.00	0.00	0	0.00	0.00	2	12.75
10	GAYA	3	2	11.25	0	0.00	0.00	1	15.00	0	0.00	0.00	0	0.00	0.00	2	11.25
11	GOPALGANJ	2	0	0.00	0	0.00	0.00	0	0.00	0	0.00	0.00	0	0.00	0.00	0	0.00
12	JAMUI	2	0	0.00	0	0.00	0.00	2	10.50	1	1.65	50.00	0	0.00	0.00	0	0.00
13	JEHANABAD	2	0	0.00	0	0.00	0.00	0	0.00	1	7.50	50.00	0	0.00	0.00	0	0.00
14	KAIMUR (BHABHUA)	2	1	1.50	0	0.00	0.00	0	0.00	0	0.00	0.00	0	0.00	0.00	1	1.50
15	KATIHAR	2	0	0.00	0	0.00	0.00	0	0.00	0	0.00	0.00	0	0.00	0.00	0	0.00
16	KHAGARIA	2	0	0.00	0	0.00	0.00	1	1.50	0	0.00	0.00	0	0.00	0.00	0	0.00
17	KISHANGANJ	2	0	0.00	0	0.00	0.00	0	0.00	0	0.00	0.00	0	0.00	0.00	0	0.00
18	LAKHISARAI	2	1	0.75	0	0.00	0.00	0	0.00	0	0.00	0.00	0	0.00	0.00	1	0.75
19	MADHEPURA	2	2	5.25	1	1.50	50.00	0	0.00	0	0.00	0.00	0	0.00	0.00	1	3.75
20	MADHUBANI	2	1	10.50	0	0.00	0.00	0	0.00	0	0.00	0.00	0	0.00	0.00	1	10.50
21	MUNGER	2	0	0.00	0	0.00	0.00	0	0.00	0	0.00	0.00	0	0.00	0.00	0	0.00
22	MUZAFFARPUR	4	0	0.00	0	0.00	0.00	0	0.00	0	0.00	0.00	0	0.00	0.00	0	0.00
23	NALANDA	2	3	9.00	0	0.00	0.00	2	4.00	0	0.00	0.00	0	0.00	0.00	3	9.00
24	NAWADA	2	1	3.00	0	0.00	0.00	1	3.00	0	0.00	0.00	0	0.00	0.00	1	3.00
25	PASHCHIM CHAMPARAN	3	9	36.37	3	21.00	100.00	1	7.00	0	0.00	0.00	1	2.55	11.11	5	18.81
26	PATNA	3	2	22.95	0	0.00	0.00	2	5.00	1	1.17	33.33	0	0.00	0.00	2	22.95
27	PURBI CHAMPARAN	2	5	22.65	0	0.00	0.00	3	2.00	1	0.75	50.00	1	2.70	20.00	4	19.95
28	PURNIA	2	0	0.00	0	0.00	0.00	0	0.00	0	0.00	0.00	0	0.00	0.00	0	0.00
29	ROHTAS	2	1	7.50	0	0.00	0.00	0	0.00	0	0.00	0.00	0	0.00	0.00	1	7.50
30	SAHARSA	2	0	0.00	0	0.00	0.00	0	0.00	0	0.00	0.00	0	0.00	0.00	0	0.00
31	SAMASTIPUR	3	2	15.49	0	0.00	0.00	0	0.00	0	0.00	0.00	1	3.00	50.00	1	12.49
32	SARAN	2	2	9.00	1	1.50	50.00	3	10.53	0	0.00	0.00	0	0.00	0.00	1	7.50
33	SHEIKHPURA	2	0	0.00	0	0.00	0.00	0	0.00	0	0.00	0.00	0	0.00	0.00	0	0.00
34	SHEOHAR	2	1	1.50	1	1.50	50.00	1	1.50	0	0.00	0.00	0	0.00	0.00	0	0.00
35	SITAMARHI	2	0	0.00	0	0.00	0.00	0	0.00	0	0.00	0.00	0	0.00	0.00	0	0.00
36	SIWAN	2	1	1.50	0	0.00	0.00	1	0.72	0	0.00	0.00	0	0.00	0.00	1	1.50
37	SUPAUL	2	2	2.25	0	0.00	0.00	0	0.00	0	0.00	0.00	0	0.00	0.00	2	2.25
38	VAISHALI	2	3	8.25	2	6.00	100.00	0	0.00	0	0.00	0.00	0	0.00	0.00	1	2.25
Total		83	52	244.04	11	36.00	13.25	22	78.25	4	11.07	4.82	4	21	7.69	39	195.55

STATE LEVEL BANKER'S COMMITTEE, BIHAR

(CONVENOR : STATE BANK OF INDIA)

PMFME DATA 01.04.2025 TO 31.12.2025 (NUMBER) (SOURCE : PMFME PORTAL)

SN	Bank Name	TARGET	Loan Under Process	Loan Sanctioned	% Sanction	Loan Disbursed	% Disbursed	Loan Rejected	Grand Total
1	BIHAR GRAMIN BANK	1614	2056	374	23.17	235	14.56	1690	4120
2	BANK OF MAHARASHTRA	100	29	63	63.00	47	47.00	254	346
3	UCO BANK	518	163	314	60.62	191	36.87	660	1137
4	PUNJAB NATIONAL BANK	1450	1142	829	57.17	588	40.55	3552	5523
5	BANK OF INDIA	790	439	480	60.76	370	46.84	1705	2624
6	HDFC BANK	249	628	54	21.69	41	16.47	587	1269
7	CANARA BANK	696	178	444	63.79	300	43.10	1227	1849
8	INDIAN BANK	653	212	355	54.36	155	23.74	852	1419
9	INDIAN OVERSEAS BANK	129	97	78	60.47	45	34.88	101	276
10	STATE BANK OF INDIA	1805	1718	1048	58.06	601	33.30	5580	8346
11	BANK OF BARODA	653	326	343	52.53	180	27.57	1733	2402
12	PUNJAB AND SIND BANK	38	27	15	39.47	10	26.32	31	73
13	UNION BANK OF INDIA	523	226	149	28.49	86	16.44	771	1146
14	CENTRAL BANK OF INDIA	985	719	392	39.80	173	17.56	1269	2380
15	IDBI BANK	127	140	50	39.37	37	29.13	156	346
16	ICICI BANK LIMITED	216	119	91	42.13	52	24.07	320	530
17	AXIS BANK	268	386	4	1.49	0	0.00	9	399
18	BANDHAN BANK LIMITED	100	355	0	0.00	0	0.00	7	362
19	INDUSIND BANK	86	82	0	0.00	0	0.00	0	82
20	Other Bank	0	242	0	0.00	0	0.00	24	266
Total		11000	9284	5083	46.21	3111	28.28	20528	34895

STATE LEVEL BANKER'S COMMITTEE, BIHAR

(CONVENOR : STATE BANK OF INDIA)

PMFME DATA 01.04.2025 TO 31.12.2025 (NUMBER) (SOURCE : PMFME PORTAL)

Sr.No.	District	TARGET	Loan Under Process	Loan Sanctioned	% Sanction	Loan Disbursed	% Disbursed	Loan Rejected	Grand Total
1	Araria	210	106	70	33.33	45	21.43	315	491
2	Arwal	90	53	45	50.00	24	26.67	74	172
3	Aurangabad	240	162	93	38.75	48	20.00	434	689
4	Banka	180	91	86	47.78	59	32.78	257	434
5	Begusarai	360	194	201	55.83	113	31.39	395	790
6	Bhagalpur	470	429	149	31.70	95	20.21	482	1060
7	Bhojpur	340	440	139	40.88	77	22.65	424	1003
8	Buxar	190	202	130	68.42	90	47.37	303	635
9	Darbhanga	410	311	165	40.24	93	22.68	737	1213
10	Gaya	450	434	203	45.11	120	26.67	754	1391
11	Gopalganj	280	387	117	41.79	68	24.29	419	923
12	Jamui	130	97	69	53.08	49	37.69	136	302
13	Jehanabad	140	71	66	47.14	44	31.43	194	331
14	Kaimur (Bhabua)	170	121	64	37.65	42	24.71	234	419
15	Katihar	270	178	137	50.74	81	30.00	649	964
16	Khagaria	170	122	86	50.59	57	33.53	264	472
17	Kishanganj	140	145	91	65.00	57	40.71	409	645
18	Lakhisarai	110	79	44	40.00	28	25.45	153	276
19	Madhepura	180	76	72	40.00	45	25.00	350	498
20	Madhubani	370	163	165	44.59	86	23.24	806	1134
21	Munger	240	136	89	37.08	57	23.75	197	422
22	Muzaffarpur	610	588	226	37.05	139	22.79	1313	2127
23	Nalanda	340	273	145	42.65	88	25.88	486	904
24	Nawada	160	135	87	54.38	57	35.63	248	470
25	Pashchim Champaran	340	271	143	42.06	85	25.00	674	1088
26	Patna	830	749	465	56.02	275	33.13	870	2084
27	Purbi Champaran	440	369	228	51.82	122	27.73	1041	1638
28	Purnia	380	292	132	34.74	84	22.11	791	1215
29	Rohtas	340	272	134	39.41	84	24.71	463	869
30	Saharsa	220	276	93	42.27	60	27.27	927	1296
31	Samastipur	450	463	199	44.22	118	26.22	886	1548
32	Saran	340	364	181	53.24	119	35.00	645	1190
33	Sheikhpura	90	58	42	46.67	23	25.56	152	252
34	Sheohar	80	40	57	71.25	32	40.00	287	384
35	Sitamarhi	360	255	216	60.00	125	34.72	1619	2090
36	Siwan	300	373	183	61.00	133	44.33	661	1217
37	Supaul	220	174	124	56.36	90	40.91	695	993
38	Vaishali	360	335	147	40.83	99	27.50	784	1266
TOTAL		11000	9284	5083	46.21	3,111	28.28	20528	34895

State Level Banker's Committee, Bihar										
Convenor: State Bank of India										
Bank-Wise AIF Status-Bihar AS ON 31.12.2025 (FY 2025-26)										
Sl. No.	Lending Institution	Approved	Denied By Gol	Disbursed	Pending Information	Rejected By Lis	Submitted	Verified By StCB	Verified By Gol	Grand Total
1	STATE BANK OF INDIA	32	20	100	41	69	3	0	45	310
2	Punjab National Bank	3	11	98	34	37	9	0	14	206
3	Bank Of India	0	7	118	10	25	2	0	4	166
4	HDFC Bank	9	6	22	11	16	4	0	15	83
5	Bank Of Baroda	19	2	22	8	18	2	0	6	77
6	Canara Bank	2	1	12	13	8	0	0	9	45
7	Union Bank of India	1	1	24	9	3	0	0	0	38
8	Indian Bank	1	2	11	12	4	3	0	0	33
9	UCO Bank	11	3	1	9	5	1	0	2	32
10	Central Bank Of India	3	0	2	7	1	0	0	14	27
11	STATE CO-OPERATIVE BANK LTD.	0	1	0	5	0	18	1	4	29
12	Axis Bank	0	0	1	3	4	0	0	2	10
13	Dakshin Bihar Gramin Bank	0	0	1	3	0	1	0	2	7
14	Uttar Bihar Gramin Bank	0	1	3	1	0	0	0	1	6
15	Bandhan Bank Ltd	0	1	0	3	0	0	0	1	5
16	Bank of Maharashtra	1	0	0	1	1	1	0	0	4
17	IDBI BANK LTD	1	0	1	0	2	0	0	0	4
18	ICICI Bank	0	0	0	0	2	1	0	0	3
19	Indian Overseas Bank	0	1	0	1	0	0	0	1	3
20	Kotak Mahindra Bank	0	1	0	2	0	0	0	0	3
21	Punjab and Sind Bank	0	0	0	0	0	1	0	2	3
22	DCB Bank	0	0	0	0	0	0	0	1	1
23	Others	0	0	0	1	0	0	0	0	1
	Total	83	58	416	174	195	46	1	123	1096

State Level Banker's Committee, Bihar										
Convenor: State Bank of India										
Bank-Wise AIF Status-Bihar AS ON 31.12.2025 - Cumulative										
Sl. No.	Lending Institution	Approved	Denied By Gol	Disbursed	Pending Information	Rejected By LIs	Submitted	Verified By StCB	Verified By Gol	Grand Total
1	STATE BANK OF INDIA	100	50	648	252	278	3	0	45	1376
2	Punjab National Bank	6	43	407	97	177	9	0	14	753
3	Bank Of India	0	13	313	35	72	2	0	4	439
4	Canara Bank	8	7	137	51	33	0	0	9	245
5	Bank Of Baroda	23	11	90	24	61	2	0	7	218
6	UCO Bank	15	4	66	25	34	1	0	2	147
7	Indian Bank	2	9	54	36	18	3	0	0	122
8	Union Bank of India	6	8	51	29	27	0	0	0	121
9	Central Bank Of India	20	14	13	32	15	0	0	14	108
10	Indian Overseas Bank	0	3	2	2	0	0	0	1	8
11	Bank of Maharashtra	1	0	4	2	4	1	0	0	12
12	Punjab and Sind Bank	0	0	0	0	0	1	0	2	3
13	Axis Bank	0	9	3	13	33	0	0	7	65
14	HDFC Bank	20	25	145	37	68	4	0	31	330
15	ICICI Bank	0	1	3	7	13	1	0	0	25
16	IDBI BANK LTD	1	0	19	2	7	0	0	0	29
17	Kotak Mahindra Bank	0	2	1	4	1	0	0	0	8
18	Bandhan Bank Ltd	0	1	0	3	0	0	0	2	6
19	Karnataka Bank	0	0	2	1	2	0	0	0	5
20	J&K Bank	0	0	0	2	0	0	0	0	2
21	The Federal Bank Ltd	0	0	1	0	1	0	0	0	2
22	YES BANK LTD	0	1	0	0	1	0	0	0	2
23	IDFC FIRST Bank Ltd.	0	0	0	1	0	0	0	0	1
24	Bihar Gramin Bank	1	4	19	18	6	1	0	5	54
25	State Co-op Bank	1	1	5	8	6	18	1	10	50
26	Others	0	1	0	3	1	0	0	2	7
Total		204	207	1983	684	858	46	1	155	4138

STATE LEVEL BANKER'S COMMITTEE, BIHAR								
(CONVENOR: STATE BANK OF INDIA)								
PM VISHWAKARMA STATUS AS ON 31.12.2025								
No. in actual & Amount in Lakh								
SI No.	BankName	Application Forwarded to Bank	Application Sanctioned		Application Disbursed		Application Under Process	Application Rejected
		No.	No.	Amt.	No.	Amt.	No.	No
1	STATE BANK OF INDIA	31568	10069	7636.83	8360	6292.07	2945	18554
2	BANK OF BARODA	5522	702	640.69	566	508.66	552	4268
3	BANK OF INDIA	5354	792	710.65	651	562.57	612	3950
4	BANK OF MAHARASHTRA	122	62	60.40	48	41.62	8	52
5	CANARA BANK	2370	911	793.44	746	628.40	210	1249
6	CENTRAL BANK OF INDIA	7505	1735	1544.06	906	807.32	746	5024
7	INDIAN BANK	3490	804	713.87	632	561.91	197	2489
8	INDIAN OVERSEAS BANK	211	114	81.00	89	62.50	21	76
9	PUNJAB AND SIND BANK	74	47	43.39	46	39.91	9	18
10	PUNJAB NATIONAL BANK	12658	4577	4510.24	4311	4214.11	596	7485
11	UCO BANK	3157	1193	1140.47	1005	863.84	309	1655
12	UNION BANK OF INDIA	2136	400	371.49	314	279.49	311	1425
	Total Public Sector Bank	74167	21406	18246.54	17674	14862.38	6516	46245
13	AXIS BANK	123	7	6.30	7	6.30	106	10
14	Bandhan Bank	28	0	0.00	0	0.00	21	7
15	HDFC BANK LTD	475	7	6.50	7	6.50	285	183
16	ICICI BANK LTD	104	4	3.80	3	3.00	25	75
17	IDBI BANK LTD	273	5	5.00	4	4.00	32	236
18	INDUSIND BANK LIMITED	454	0	0.00	0	0.00	453	1
19	KARNATAKA BANK	3	1	1.00	0	0.00	2	0
20	KOTAK MAHINDRA BANK	112	32	31.99	32	31.99	72	8
21	RBL Bank	4	0	0.00	0	0.00	4	0
22	FEDERAL BANK LTD	22	0	0.00	0	0.00	21	1
23	YES BANK LTD	9	0	0.00	0	0.00	0	9
	Total Private Sector Bank	1607	56	54.59	53	51.79	1021	530
24	Bihar Gramin Bank	4617	394	367.68	343	319.24	782	3441
	Total Regional Rural Bank	4617	394	367.68	343	319.24	782	3441
25	Ujjivan Small Finance Bank	2	0	0.00	0	0.00	2	0
26	ESAF Small Finance Bank	1	0	0.00	0	0.00	1	0
27	Utkarsh Small Finance Bank	26	2	1.00	2	1.00	24	0
	Total Small Finance Bank	29	2	1.00	2	1.00	27	0
28	Others	48	1	1.00	0	0.00	43	4
	Grand Total	80468	21859	18670.80	18072	15234.41	8389	50220

STATE LEVEL BANKER'S COMMITTEE, BIHAR								
(CONVENOR: STATE BANK OF INDIA)								
PM VISHWAKARMA STATUS AS ON 31.12.2025								
							No. in actual & Amount in Lakh	
SI No.	District Name	Application Forwarded to Bank	Application Sanctioned		Application Disbursed		Application Under Process	Application Rejected
		No.	No.	Amt.	No.	Amt.	No.	No
1	ARARIA	1688	274	209.13	200	159.63	218	1196
2	DARBHANGA	1087	492	427.67	427	366.47	93	502
3	GAYA	1994	806	773.61	731	688.88	204	984
4	NALANDA	426	180	160.49	122	94.72	50	196
5	MADHUBANI	2547	774	659.08	570	485.32	265	1508
6	KATIHAR	1524	531	394.19	425	321.65	89	904
7	SUPAUL	2299	432	339.52	386	301.56	256	1611
8	BHOJPUR	725	261	256.99	170	165.94	65	399
9	JEHANABAD	521	229	213.97	201	188.05	54	238
10	SAHARSA	4477	669	505.40	584	436.76	465	3343
11	BHAGALPUR	3402	1054	922.81	916	773.85	494	1854
12	BEGUSARAI	1094	438	419.83	396	370.64	144	512
13	MADHEPURA	2838	511	319.78	415	259.85	318	2009
14	LAKHISARAI	766	311	285.52	251	228.73	111	344
15	PASHCHIM CHAMPARAN	1952	448	368.71	317	271.68	295	1209
16	SIWAN	1124	337	288.39	249	202.01	140	647
17	GOPALGANJ	688	194	150.22	154	112.69	85	409
18	SARAN	3408	1110	1018.50	978	865.37	213	2085
19	KAIMUR (BHABUA)	608	224	206.48	194	177.98	70	314
20	PATNA	2483	879	774.86	756	657.81	245	1359
21	MUZAFFARPUR	4923	1355	1218.00	1174	1048.47	600	2968
22	SITAMARHI	4706	859	640.75	641	507.81	456	3391
23	JAMUI	2244	526	364.96	424	276.03	168	1550
24	KHAGARIA	758	231	182.40	194	155.39	69	458
25	SHEOHAR	751	148	129.39	107	91.24	72	531
26	BANKA	1992	513	439.72	470	361.03	340	1139
27	KISHANGANJ	1041	393	344.77	313	280.52	66	582
28	MUNGER	214	83	71.88	61	52.18	20	111
29	AURANGABAD	372	172	163.23	154	147.73	41	159
30	ARWAL	116	44	43.10	43	41.25	19	53
31	PURBI CHAMPARAN	4391	1552	1317.72	1299	1036.14	590	2249
32	PURNIA	1775	552	366.22	501	330.21	200	1023
33	SAMASTIPUR	3481	842	615.08	609	470.06	277	2362
34	NAWADA	1282	429	396.56	358	321.95	212	641
35	ROHTAS	4822	1489	1398.72	1287	1200.32	431	2902
36	SHEIKHPURA	256	93	82.86	81	70.41	40	123
37	VAISHALI	11254	2288	2068.69	1822	1626.33	873	8093
38	BUXAR	439	136	131.64	92	87.78	41	262
Total		80468	21859	18670.80	18072	15234.41	8389	50220

State Level Banker's Committee, Bihar											
(Convenor: State Bank of India)											
PM Surya Ghar Muft Bijli Yojna as on 31.12.2025 (FY 2025-26)											
SI No.	Banks	No. in actual, Amt. in Lakh									
		Application Sourced		Sanctioned		Disbursed		Rejected		Pending	
		No.	Amount	No.	Amount	No.	Amount	No.	Amount	No.	Amount
1	State Bank of India	7421	16883.47	3035	6145.33	2797	4181.86	4019	9142.15	357	840.15
2	Bank of Baroda	1004	2333.78	334	658.8	289	490.77	632	1505.01	37	94.77
3	Bank of India	850	2003.12	283	590.88	252	456.42	443	1061.37	119	290.09
4	Bank of Maharashtra	184	534.91	58	130.94	15	27.61	112	334.28	14	41.6
5	Bihar Gramin Bank	190	436.18	26	57.09	12	22.46	29	66.21	135	307.7
6	Canara Bank	1439	3308.47	546	1084.99	434	806.72	784	1797.7	108	246.17
7	Central Bank of India	743	1675.58	159	334.59	17	37.52	434	969.66	146	329.56
8	HDFC Bank	6	10.66	0	0	0	0	3	6	3	4.66
9	IDBI Bank	58	123.05	4	7.36	4	5.12	22	47.52	32	67.16
10	Indian Bank	774	1844.02	219	463.4	156	247.91	529	1247.89	25	61.84
11	Indian Overseas Bank	80	176.96	29	57.36	26	52.41	47	104.56	4	8
12	Jammu & Kashmir Bank	3	5.6	0	0	0	0	1	1.5	2	4.1
13	Punjab & Sind Bank	28	69.63	5	10.15	5	10.15	20	52.14	3	6
14	Punjab National Bank	2816	6261.1	1071	2081.28	953	1499.26	1550	3465.27	191	457.92
15	UCO Bank	285	685.51	78	164.21	20	37.62	148	345.96	56	134.08
16	Union Bank of India	566	1212.06	156	300.07	139	264.58	365	774.26	39	85.23
17	Others	10	26.7	0	0	0	0	5	12.5	5	14.2
Grand Total		16457	37590.8	6003	12086.45	5119	8140.41	9143	20933.98	1276	2993.23

State Level Banker's Committee, Bihar											
(Convenor: State Bank of India)											
PM Surya Ghar Muft Bijli Yojna as on 31.12.2025 (FY 2025-26)											
SI No.	Districts	No. in actual, Amt. in Lakh									
		Application Sourced		Sanctioned		Disbursed		Rejected		Pending	
		No.	Amount	No.	Amount	No.	Amount	No.	Amount	No.	Amount
1	ARARIA	68	147.27	8	15.45	5	7.09	49	102.29	11	26.43
2	ARWAL	73	152.48	18	32.61	14	19.24	44	92.99	11	22.69
3	AURANGABAD	103	238.23	28	54.12	24	37.08	66	156.77	9	18.36
4	BANKA	189	449.07	45	88.99	31	49.3	116	281.85	28	64.19
5	BEGUSARAI	304	699.02	116	234.96	106	179.16	151	346.16	35	85.18
6	BHAGALPUR	706	1585.08	310	626.65	263	400.65	345	768.42	50	102.74
7	BHOJPUR	353	849.8	133	282.77	115	197.37	186	443.84	34	82.65
8	BUXAR	147	320.7	24	43.36	20	26.55	90	195.63	32	73.06
9	DARBHANGA	283	607.6	96	198.06	86	140.19	171	355.15	15	38.26
10	GAYA	736	1810.49	281	597.7	244	392.72	392	938.14	61	177.89
11	GOPALGANJ	162	354.72	40	75.49	27	39.27	101	217.31	21	56.33
12	JAMUI	142	297.71	38	71.82	26	42.44	84	172.36	20	43.69
13	JEHANABAD	103	221.34	29	56.18	23	33.84	60	132.8	14	29.52
14	KAIMUR BHABUA	130	321.08	41	85.03	35	61.03	69	172.45	20	53.23
15	KATIHAR	116	253.34	24	44.02	15	22.56	83	185.37	9	19.4
16	KHAGARIA	194	417.38	62	126.88	51	78.53	121	246.61	10	18.7
17	KISHANGANJ	65	153.11	15	35.11	11	19.74	48	109.96	2	2.6
18	LAKHISARAI	114	243.12	27	54.15	23	33.39	62	130.25	24	50.58
19	MADHEPURA	122	273.75	46	87.81	43	63.21	68	157.54	8	14.75
20	MADHUBANI	155	331.18	38	72.82	27	42.81	104	218.39	12	29.75
21	MUNGER	307	727.87	114	215.15	89	135.33	168	421.67	25	57.39
22	MUZAFFARPUR	1107	2480.29	387	771.62	316	502.77	674	1516.86	45	101.19
23	NALANDA	530	1258.19	221	436.9	195	307.86	261	621.14	48	142.84
24	NAWADA	410	898.84	140	274.1	115	177.5	223	484.64	47	108.7
25	PASHCHIM CHAMPARAN	725	1605.48	164	320.24	134	194.7	434	978.75	127	267.39
26	PATNA	4018	9308.62	2063	4191.46	1851	2982.03	1720	4047.56	221	542.86
27	PURBI CHAMPARAN	671	1547.93	185	361.73	158	232.18	428	999.05	58	138.63
28	PURNIA	296	685.69	114	232.55	90	146.35	168	396.95	14	33.22
29	ROHTAS	286	658.64	98	200.38	77	126.25	154	364.33	34	75.63
30	SAHARSA	129	290.42	35	77.51	29	51.54	82	180.03	12	24.91
31	SAMASTIPUR	872	1854.82	243	461.22	207	312.85	561	1201.89	66	138.2
32	SARAN	506	1147.47	128	284.53	98	177.09	335	734.71	40	90.83
33	SHEIKHPURA	81	200.24	22	42.19	16	25.38	43	109.13	16	42.02
34	SHEOHAR	47	107.94	10	19	8	14.98	36	83.14	1	0.03
35	SITAMARHI	864	2162.39	315	656.62	279	456.12	527	1362.07	20	46.86
36	SIWAN	176	363.4	45	78.95	37	51.65	115	244.95	16	35.13
37	SUPAUL	152	339.47	49	97.4	38	59.44	95	210.22	8	15.07
38	VAISHALI	1015	2226.63	251	480.92	193	300.22	709	1552.61	52	122.33
Grand Total		16457	37590.8	6003	12086.45	5119	8140.41	9143	20933.98	1276	2993.23

State Level Banker's Committee, Bihar											
(Convenor: State Bank of India)											
PM Surya Ghar Muft Bijli Yojna as on 31.12.2025 (Since Inception)											
											No. in actual, Amt. in Lakh
Sl No.	Banks	Application Sourced		Sanctioned		Disbursed		Rejected		Pending	
		No.	Amount	No.	Amount	No.	Amount	No.	Amount	No.	Amount
1	State Bank of India	10322	23041.55	4267	8566.46	3931	5986.62	5674	12605.68	360	844.88
2	Bank of Baroda	1392	3155.42	474	923.56	410	702.95	877	2026.66	40	100.83
3	Bank of India	1300	2972.16	436	910.16	377	681.52	729	1668.43	125	301.82
4	Bank of Maharashtra	263	749.35	87	186.79	38	71.92	160	482.35	15	45.6
5	Bihar Gramin Bank	210	476.62	28	60.69	14	26.06	30	68.21	152	342.04
6	Canara Bank	2054	4703.99	882	1744.54	667	1236.2	1058	2415.98	108	246.17
7	Central Bank of India	1083	2370.07	239	486.93	71	130.9	689	1492.55	146	329.56
8	HDFC Bank	15	30.01	0	0	0	0	7	15.35	8	14.66
9	IDBI Bank	67	145.87	5	9.36	5	7.12	26	57.72	36	77.77
10	Indian Bank	1192	2767.63	355	747.31	241	401.83	803	1844.55	25	61.84
11	Indian Overseas Bank	132	311.29	37	76.7	33	69.81	86	207.23	4	8
12	Jammu & Kashmir Bank	3	5.6	0	0	0	0	1	1.5	2	4.1
13	Punjab & Sind Bank	38	94.18	6	12.05	6	12.05	29	74.79	3	6
14	Punjab National Bank	5302	11455.54	2602	4956.97	1977	3214.33	2495	5466.02	196	467.82
15	UCO Bank	408	944.85	97	198.61	29	53.42	250	559.58	56	134.08
16	Union Bank of India	797	1772.51	213	436.83	189	363.82	531	1193.17	39	85.23
17	Others	11	29.7	0	0	0	0	6	15.5	5	14.2
Grand Total		24589	55026.34	9728	19316.96	7988	12958.55	13451	30195.27	1320	3084.6

State Level Banker's Committee, Bihar											
(Convenor: State Bank of India)											
PM Surya Ghar Muft Bijli Yojna as on 31.12.2025 (Since Inception)											
										No. in actual, Amt. in Lakh	
SI No.	Banks	Application Sourced		Sanctioned		Disbursed		Rejected		Pending	
		No.	Amount	No.	Amount	No.	Amount	No.	Amount	No.	Amount
1	ARARIA	136	288.75	32	59.74	18	29.32	92	190.22	11	26.43
2	ARWAL	129	266.17	51	92	39	56.55	67	142.91	11	22.69
3	AURANGABAD	223	469.68	90	169.27	56	88.78	123	264.65	10	20.36
4	BANKA	289	657.74	78	148.34	53	84.09	181	413.29	30	72.19
5	BEGUSARAI	543	1269.29	224	468.73	198	368.82	279	647.51	38	91.58
6	BHAGALPUR	1089	2385.58	506	996.81	419	646.79	526	1144.23	54	109.14
7	BHOJPUR	537	1253.06	223	454.62	181	308.09	279	656.54	35	84.65
8	BUXAR	228	488.89	72	137.1	51	83.72	123	261.15	32	73.06
9	DARBHANGA	434	925.45	172	349.6	129	209.41	242	500.15	15	38.26
10	GAYA	1057	2486.22	449	921.98	370	590.5	543	1254.62	62	180.79
11	GOPALGANJ	200	436.94	53	97.67	34	49.13	126	275.99	21	56.33
12	JAMUI	220	454.11	58	111.8	40	65.82	141	282.22	21	45.19
13	JEHANABAD	145	302.99	47	88.35	39	58.42	83	177.79	15	31.52
14	KAIMUR BHABUA	198	461.75	81	159.93	60	106.62	95	226.54	20	53.23
15	KATIHAR	213	464.84	51	91.44	27	38.99	152	342.36	10	21.55
16	KHAGARIA	238	505.11	78	155.49	64	97.61	149	300.92	10	18.7
17	KISHANGANJ	117	270.84	41	82.71	24	39.79	74	168.16	2	2.6
18	LAKHISARAI	157	323.31	46	86.93	34	46.19	86	174.71	24	50.58
19	MADHEPURA	182	401.44	62	115.99	54	78.84	112	254.96	8	14.75
20	MADHUBANI	296	626.49	110	206.66	55	91.53	173	364.09	12	29.75
21	MUNGER	383	883.96	150	280.44	120	180.97	206	505.77	26	58.1
22	MUZAFFARPUR	1623	3562.79	598	1167.43	489	764.05	972	2150.59	47	105.09
23	NALANDA	918	2111	437	863.5	380	605.87	425	980.41	53	151.94
24	NAWADA	533	1156.91	197	376.98	149	230.24	288	625.59	48	111.34
25	PASHCHIM CHAMPARA	980	2126.66	218	424.94	174	257.23	634	1377.69	127	267.39
26	PATNA	6010	13725	3186	6436.21	2861	4710.87	2560	5948.7	233	567.62
27	PURBI CHAMPARAN	1010	2254.62	297	574.33	225	340.56	651	1463.28	59	142.63
28	PURNIA	428	991.78	171	350.05	132	227.12	243	565.1	14	33.22
29	ROHTAS	530	1182.05	191	380.27	138	223.39	301	687.15	38	83.58
30	SAHARSA	211	470.43	68	140.65	53	93.48	129	288.49	13	25.66
31	SAMASTIPUR	1207	2624.67	390	729.57	297	461.74	744	1658.26	68	142.41
32	SARAN	691	1580.98	205	442.56	143	268.99	442	992.57	40	90.83
33	SHEIKHPURA	138	348.99	47	95.06	30	52.43	75	195.05	16	42.02
34	SHEOHAR	103	225.88	29	56.21	20	37.73	70	153.64	1	0.03
35	SITAMARHI	1200	2821.66	421	862.51	362	601.9	755	1790.51	20	46.86
36	SIWAN	265	529.71	84	142.97	58	82.07	164	340.59	16	35.13
37	SUPAUL	332	682.44	103	199.75	85	136.1	220	434.36	8	15.07
38	VAISHALI	1396	3008.16	412	798.37	327	544.8	926	1994.51	52	122.33
Grand Total		24589	55026.34	9728	19316.96	7988	12958.55	13451	30195.27	1320	3084.6

State Level Banker's Committee, Bihar

(Convenor: State Bank of India)

PM SVANidhi Bank wise 1st tranch details of disposal of applications as on 31-12-2025

Sr. No	Bank Name	No. of Application	No. of Applications Sanctioned	No. of Application Pending for Sanction	No. of application Disbursed	No. of Application Pending for Disbursement	Returned by Bank (but can be processed again)
		A	B	C (A-B)	D	E (B-D)	F
1	Axis Bank	439	9	430	8	1	1
2	Bandhan Bank Ltd.	721	1	720	1	0	262
3	Bank of Baroda	20769	12119	8650	11917	202	4614
4	Bank of India	18265	11034	7231	10989	45	2439
5	Bank of Maharashtra	2571	2149	422	2046	103	351
6	Bihar Gramin Bank	11839	3627	8212	3190	437	3536
7	Canara Bank	10466	7103	3363	6836	267	1817
8	Central Bank of India	14954	7439	7515	7206	233	3517
9	Federal Bank	185	10	175	10	0	32
10	HDFC Bank	4329	716	3613	684	32	3417
11	ICICI Bank	189	7	182	7	0	55
12	IDBI Bank	945	276	669	232	44	380
13	IDFC FIRST Bank Ltd.	56	0	56	0	0	0
14	Indian Bank	15288	10657	4631	10204	453	2525
15	Indian Overseas Bank	3105	2467	638	2251	216	305
16	IndusInd Bank	213	3	210	2	1	7
17	Jammu & Kashmir Bank Ltd	189	29	160	29	0	12
18	Jana Small Finance Bank	125	1	124	1	0	0
19	Karnataka Bank Ltd	45	8	37	4	4	2
20	Karur Vysya Bank Ltd	140	0	140	0	0	0
21	Kotak Mahindra Bank Limited	390	5	385	5	0	72
22	Punjab and Sind Bank	754	576	178	574	2	53
23	Punjab National Bank	35658	21263	14395	21110	153	6207
24	SOUTH INDIAN BANK	65	0	65	0	0	8
25	State Bank of India	67455	43502	23953	41958	1544	11181
26	State Co-op Bank	615	67	548	67	0	46
27	UCO Bank	7012	3426	3586	3383	43	1354
28	Ujjivan Small Finance Bank	205	6	199	4	2	15
29	Union Bank of India	11502	6689	4813	6125	564	1792
30	Unity Small Finance Bank Ltd.	75	3	72	2	1	18
31	Utkarsh Small Finance Bank	4578	3124	1454	3028	96	171
32	Yes Bank Ltd.	185	5	180	0	5	2
33	Others	562	233	329	233	0	93
	Total	233889	136554	97335	132106	4448	44284

State Level Banker's Committee, Bihar

(Convenor: State Bank of India)

PM SVANidhi Bank wise 2nd tranche details of disposal of applications as on 31-12-2025

Sr. No	Bank Name	No. of Application	No. of Applications Sanctioned	No. of Application Pending for Sanction	No. of application Disbursed	No. of Application Pending for Disbursement	Returned by Bank (but can be processed again)
		A	B	C (A-B)	D	E (B-D)	F
1	Axis Bank	0	0	0	0	0	0
2	Bandhan Bank Ltd.	1	0	1	0	0	1
3	Bank of Baroda	4935	2514	2421	2344	170	1445
4	Bank of India	4805	2171	2634	2171	0	1250
5	Bank of Maharashtra	573	428	145	393	35	88
6	Bihar Gramin Bank	1790	1052	738	874	178	654
7	Canara Bank	5351	3400	1951	3143	257	1754
8	Central Bank of India	4196	1804	2392	1711	93	1127
9	Federal Bank	3	1	2	1	0	0
10	HDFC Bank	342	62	280	47	15	162
11	ICICI Bank	3	0	3	0	0	0
12	IDBI Bank	97	56	41	51	5	27
13	IDFC FIRST Bank Ltd.	0	0	0	0	0	0
14	Indian Bank	6830	3410	3420	3094	316	1770
15	Indian Overseas Bank	1559	1181	378	908	273	279
16	IndusInd Bank	0	0	0	0	0	0
17	Jammu & Kashmir Bank Ltd	15	12	3	0	12	0
18	Jana Small Finance Bank	1	0	1	0	0	0
19	Karnataka Bank Ltd	2	0	2	0	0	0
20	Karur Vysya Bank Ltd	0	0	0	0	0	0
21	Kotak Mahindra Bank Limited	2	1	1	1	0	0
22	Punjab and Sind Bank	131	100	31	99	1	14
23	Punjab National Bank	5402	3304	2098	3142	162	1307
24	SOUTH INDIAN BANK	0	0	0	0	0	0
25	State Bank of India	25202	13614	11588	12462	1152	6402
26	State Co-op Bank	25	9	16	9	0	1
27	UCO Bank	1338	916	422	891	25	253
28	Ujjivan Small Finance Bank	3	0	3	0	0	0
29	Union Bank of India	2950	1781	1169	1549	232	531
30	Unity Small Finance Bank Ltd.	1	0	1	0	0	1
31	Utkarsh Small Finance Bank	1438	1364	74	1312	52	0
32	Yes Bank Ltd.	0	0	0	0	0	0
33	others	160	22	138	21	1	52
	Total	67155	37202	29953	34223	2979	17118

State Level Banker's Committee, Bihar

(Convenor: State Bank of India)

PM SVANidhi Bank wise 3rd tranche details of disposal of applications as on 31-12-2025

Sr. No	Bank Name	No. of Application	No. of Applications Sanctioned	No. of Application Pending for Sanction	No. of application Disbursed	No. of Application Pending for Disbursement	Returned by Bank (but can be processed again)
		A	B	C (A-B)	D	E (B-D)	F
1	Axis Bank	0	0	0	0	0	0
2	Bandhan Bank Ltd.	0	0	0	0	0	0
3	Bank of Baroda	768	458	310	421	37	165
4	Bank of India	729	348	381	330	18	84
5	Bank of Maharashtra	47	35	12	33	2	9
6	Bihar Gramin Bank	228	145	83	123	22	46
7	Canara Bank	1806	1052	754	931	121	568
8	Central Bank of India	680	266	414	245	21	127
9	Federal Bank	0	0	0	0	0	0
10	HDFC Bank	0	0	0	0	0	1
11	ICICI Bank	0	0	0	0	0	0
12	IDBI Bank	14	14	0	11	3	3
13	IDFC FIRST Bank Ltd.	0	0	0	0	0	0
14	Indian Bank	950	625	325	530	95	129
15	Indian Overseas Bank	383	272	111	204	68	60
16	IndusInd Bank	0	0	0	0	0	0
17	Jammu & Kashmir Bank Ltd	0	0	0	0	0	0
18	Jana Small Finance Bank	0	0	0	0	0	0
19	Karnataka Bank Ltd	0	0	0	0	0	0
20	Karur Vysya Bank Ltd	0	0	0	0	0	0
21	Kotak Mahindra Bank Limited	0	0	0	0	0	0
22	Punjab and Sind Bank	28	26	2	26	0	0
23	Punjab National Bank	770	429	341	378	51	197
24	SOUTH INDIAN BANK	0	0	0	0	0	0
25	State Bank of India	5045	2457	2588	2143	314	1207
26	State Co-op Bank	1	0	1	0	0	0
27	UCO Bank	243	191	52	186	5	26
28	Ujjivan Small Finance Bank	0	0	0	0	0	0
29	Union Bank of India	534	235	299	174	61	82
30	Unity Small Finance Bank Ltd.	0	0	0	0	0	0
31	Utkarsh Small Finance Bank	268	253	15	248	5	2
32	Yes Bank Ltd.	1	0	1	0	0	1
33	others	40	18	22	9	9	10
	Total	12535	6824	5711	5992	832	2717

State Level Banker's Committee, Bihar

(Convenor: State Bank of India)

PM SVANidhi Bank wise (Cumulative) All tranche details of disposal of applications as on 31-12-2025

Sr. No	Bank Name	No. of Application	No. of Applications Sanctioned	No. of Application Pending for Sanction	No. of application Disbursed	No. of Application Pending for Disbursement	Returned by Bank (but can be processed again)
		A	B	C (A-B)	D	E (B-D)	F
1	Axis Bank	439	9	430	8	1	1
2	Bandhan Bank Ltd.	722	1	721	1	0	263
3	Bank of Baroda	26472	15091	11381	14682	409	6224
4	Bank of India	23799	13553	10246	13490	63	3773
5	Bank of Maharashtra	3191	2612	579	2472	140	448
6	Bihar Gramin Bank	13857	4824	9033	4187	637	4236
7	Canara Bank	17623	11555	6068	10910	645	4139
8	Central Bank of India	19830	9509	10321	9162	347	4771
9	Federal Bank	188	11	177	11	0	32
10	HDFC Bank	4671	778	3893	731	47	3580
11	ICICI Bank	192	7	185	7	0	55
12	IDBI Bank	1056	346	710	294	52	410
13	IDFC FIRST Bank Ltd.	56	0	56	0	0	0
14	Indian Bank	23068	14692	8376	13828	864	4424
15	Indian Overseas Bank	5047	3920	1127	3363	557	644
16	IndusInd Bank	213	3	210	2	1	7
17	Jammu & Kashmir Bank Ltd	204	41	163	29	12	12
18	Jana Small Finance Bank	126	1	125	1	0	0
19	Karnataka Bank Ltd	47	8	39	4	4	2
20	Karur Vysya Bank Ltd	140	0	140	0	0	0
21	Kotak Mahindra Bank Limited	392	6	386	6	0	72
22	Punjab and Sind Bank	913	702	211	699	3	67
23	Punjab National Bank	41830	24996	16834	24630	366	7711
24	South Indian Bank	65	0	65	0	0	8
25	State Bank of India	97702	59573	38129	56563	3010	18790
26	State Co-op Bank	641	76	565	76	0	47
27	UCO Bank	8593	4533	4060	4460	73	1633
28	Ujjivan Small Finance Bank	208	6	202	4	2	15
29	Union Bank of India	14986	8705	6281	7848	857	2405
30	Unity Small Finance Bank Ltd.	76	3	73	2	1	19
31	Utkarsh Small Finance Bank	6284	4741	1543	4588	153	173
32	Yes Bank Ltd.	186	5	181	0	5	3
33	Others	762	273	489	263	10	155
	Total	313579	180580	132999	172321	8259	64119

STATE LEVEL BANKERS' COMMITTEE BIHAR, PATNA					
(CONVENOR- STATE BANK OF INDIA)					
BANK WISE DEPOSITS, ADVANCES & C:D RATIO FY 2025-26 AS ON 31.12.2025					
(Rs. In Crore)					
SL. NO	BANK NAME	NO. OF BRANCHES	DEPOSITS	ADVANCES (INCL O/S BIHAR)	C:D RATIO (%)
	LEAD BANKS				
1	STATE BANK OF INDIA	1058	192737.13	82547.10	42.83
2	BANK OF BARODA	324	28703.14	15390.88	53.62
3	CANARA BANK	346	31310.04	18099.96	57.81
4	CENTRAL BANK OF INDIA	435	30392.78	14193.07	46.70
5	PUNJAB NATIONAL BANK	707	68588.97	31912.26	46.53
6	UNION BANK OF INDIA	234	17047.67	7940.57	46.58
7	UCO BANK	243	14429.96	6848.91	47.46
	OTHER BANKS				
8	BANK OF INDIA	357	32656.47	14365.28	43.99
9	BANK OF MAHARASHTRA	68	1482.98	2190.45	147.71
10	INDIAN BANK	304	25787.17	12558.73	48.70
11	INDIAN OVERSEAS BANK	76	5114.25	2169.57	42.42
12	PUNJAB AND SIND BANK	23	766.90	477.05	62.20
	TOTAL PUBLIC SECTOR BANKS	4175	449017.43	208693.85	46.48
	PRIVATE BANKS				
13	AXIS BANK	163	17030.68	13089.47	76.86
14	BANDHAN BANK	683	6002.77	8669.96	144.43
15	FEDERAL BANK	11	957.93	562.74	58.75
16	HDFC BANK	204	28439.69	27674.21	97.31
17	ICICI BANK	174	19144.18	17399.75	90.89
18	IDBI BANK	79	7502.82	3142.01	41.88
19	INDUSIND BANK	58	5011.42	8385.05	167.32
20	J & K BANK	1	176.64	100.15	56.70
21	KARNATAKA BANK	1	37.77	21.02	55.65
22	KOTAK MAHINDRA BANK	31	2200.76	2257.49	102.58
23	SOUTH INDIAN BANK	1	292.68	7.47	2.55
24	YES BANK	8	652.29	813.45	124.71
25	KARUR VYSYA BANK	1	20.67	17.36	83.99
26	IDFC FIRST BANK	14	1611.11	1562.55	96.99
27	RBL BANK	6	234.85	2443.96	1040.65
	TOTAL PRIVATE SECTOR BANKS	1435	89316.26	86146.64	96.45
	Total COMM. BANKS	5610	538333.69	294840.49	54.77
	CO-OPERATIVE BANKS				
28	STATE CO-OP. BANK	303	6867.26	7352.01	107.06
	TOTAL CO-OPERATIVE BANKS	303	6867.26	7352.01	107.06
	REGIONAL RURAL BANKS				
29	BIHAR GRAMIN BANK	2101	48616.23	31119.47	64.01
	TOTAL REGIONAL RURAL BANKS	2101	48616.23	31119.47	64.01
	SMALL FINANCE BANK				
30	JANA SMALL FIN. BANK	23	533.72	1011.86	189.59
31	UJJIVAN SMALL FIN. BANK	61	1007.99	2278.34	226.03
32	UTKARSH SMALL FIN. BANK	281	1050.67	4256.58	405.13
33	ESAF SMALL FIN. BANK	15	136.00	355.17	261.15
34	UNITY SMALL FINANCE BANK	26	7.46	637.26	8542.36
	TOTAL SMALL FINANCE BANK	406	2735.84	8539.23	312.12
	TOTAL	8420	596553.02	341851.19	57.30
	RIDF			9722.36	
	TOTAL (ADVANCE+RIDF)	8420	596553.02	351573.55	58.93

STATE LEVEL BANKERS' COMMITTEE, BIHAR					
CONVENOR : STATE BANK OF INDIA					
DISTRICT WISE DEPOSIT, ADVANCES & CD RATIO FY 2025-26 AS ON 31.12.2025					
No. in Actual and Amount in Rs.Crore					
SL.NO.	Name of District				
		Branch	Deposits	Advances	CD Ratio
1	ARARIA	173	6540.61	5880.16	89.90
2	ARWAL	68	2732.54	1226.22	44.87
3	AURANGABAD	213	11503.29	5590.51	48.60
4	BANKA	138	6154.80	3099.76	50.36
5	BEGUSARAI	240	14511.04	10820.88	74.57
6	BHAGALPUR	302	21160.12	11042.30	52.18
7	BHOJPUR	251	15205.87	6477.05	42.60
8	BUXAR	160	8637.27	3821.51	44.24
9	DARBHANGA	261	18390.70	9437.51	51.32
10	GAYA	341	25248.60	13999.09	55.45
11	GOPALGANJ	202	12081.21	5519.96	45.69
12	JAMUI	134	6738.46	3114.34	46.22
13	JEHANABAD	99	5417.51	2449.82	45.22
14	KAIMUR (BHABUA)	134	5724.34	3438.50	60.07
15	KATIHAR	197	9813.62	7595.20	77.39
16	KHAGARIA	123	5460.07	3343.34	61.23
17	KISHANGANJ	114	4858.43	3896.71	80.21
18	LAKHISARAI	94	4600.23	2036.03	44.26
19	MADHEPURA	127	5250.16	3905.70	74.39
20	MADHUBANI	292	13647.45	7212.67	52.85
21	MUNGER	150	10362.55	3457.63	33.37
22	MUZAFFARPUR	420	27806.42	19747.66	71.02
23	NALANDA	265	16167.45	6878.10	42.54
24	NAWADA	164	8121.05	4310.04	53.07
25	PASHCHIM CHAMPARAN	238	9514.81	7939.12	83.44
26	PATNA	1032	185418.29	92776.19	50.04
27	PURBI CHAMPARAN	317	15261.82	12086.47	79.19
28	PURNIA	250	11302.98	11019.55	97.49
29	ROHTAS	255	14409.00	7394.38	51.32
30	SAHARSA	106	6379.34	4310.57	67.57
31	SAMASTIPUR	314	16071.39	9948.97	61.90
32	SARAN	283	18423.02	8119.29	44.07
33	SHEIKHPURA	67	3077.43	1553.09	50.47
34	SHEOHAR	46	1528.01	1138.60	74.52
35	SITAMARHI	180	9766.80	5797.55	59.36
36	SIWAN	271	17982.96	8147.17	45.30
37	SUPAUL	129	5936.79	4069.41	68.55
38	VAISHALI	270	15346.58	10686.50	69.63
Total		8420	596553.02	333287.56	55.87
ADVANCE GRANTED TO UNITS FUNCTIONAL IN BIHAR BY BRANCHES OPERATING OUTSIDE THE STATE					
1	STATE BANK OF INDIA			2676.46	
2	PUNJAB NATIONAL BANK			2982.00	
3	INDIAN BANK			1324.00	
4	UNION BANK OF INDIA			843.00	
5	CANARA BANK			417.16	
6	RBL BANK			298.70	
7	IDBI BANK			22.31	
TOTAL ADVANCE GRANTED FROM OUTSIDE STATE				8563.63	

STATE LEVEL BANKERS' COMMITTEE BIHAR, PATNA																			
(CONVENOR- STATE BANK OF INDIA)																			
BANK WISE PERFORMANCE : DEPOSIT, ADVANCE & CD RATIO FY : 2025 - 26 AS ON 31.12.2025																			
(Rs. In Crore)																			
SL. No	BANK NAME	RURAL			SEMI URBAN			URBAN			TOTAL			O/S BIHAR	TOTAL ADV. INCL O/S BIHAR	CD RATIO	INVESTMENT	Total + Investment	C:D RATIO
		DEPOSIT	ADVANCE	C:D RATIO	DEPOSIT	ADVANCE	C:D RATIO	DEPOSIT	ADVANCE	C:D RATIO	DEPOSIT	ADVANCE	C:D RATIO						
LEAD BANKS																			
1	STATE BANK OF INDIA	33351	13786	41.34	61561	25953	42.16	97825	40132	41.02	192737	79871	41.44	2676	82547	42.83	82557	165104	85.66
2	BANK OF BARODA	4193	2365	56.41	8107	4158	51.29	16403	8867	54.06	28703	15391	53.62	0	15391	53.62	0	15391	53.62
3	CANARA BANK	4928	2250	45.67	6728	2858	42.48	19654	12574	63.98	31310	17683	56.48	417	18100	57.81	0	18100	57.81
4	CENTRAL BANK OF INDIA	9692	5383	55.54	9642	4227	43.84	11058	4583	41.45	30393	14193	46.70	0	14193	46.70	0	14193	46.70
5	PUNJAB NATIONAL BANK	28273	8610	30.45	17710	6020	33.99	22607	14300	63.26	68589	28930	42.18	2982	31912	46.53	0	31912	46.53
6	UNION BANK OF INDIA	2751	1132	41.15	4085	1725	42.21	10211	4241	41.53	17048	7098	41.63	843	7941	46.58	0	7941	46.58
7	UCO BANK	6026	2619	43.47	3798	1881	49.52	4607	2349	50.99	14430	6849	47.46	0	6849	47.46	0	6849	47.46
OTHER BANKS																			
8	BANK OF INDIA	8432	3642	43.19	10312	4362	42.30	13912	6362	45.73	32656	14365	43.99	0	14365	43.99	0	14365	43.99
9	BANK OF MAHARASHTRA	13	32	239.69	272	252	92.78	1198	1906	159.13	1483	2190	147.71	0	2190	147.71	0	2190	147.71
10	INDIAN BANK	4874	2051	42.07	5340	2209	41.37	15573	6975	44.79	25787	11235	43.57	1324	12559	48.70	0	12559	48.70
11	INDIAN OVERSEAS BANK	271	190	70.35	549	763	139.05	4295	1216	28.32	5114	2170	42.42	0	2170	42.42	0	2170	42.42
12	PUNJAB AND SIND BANK	5	6	125.84	45	63	140.00	717	408	56.88	767	477	62.20	0	477	62.20	0	477	62.20
TOTAL PUBLIC SECTOR BANKS		102808	42066	40.92	128149	54471	42.51	218060	103914	47.65	449017	200451	44.64	8243	208694	46.48	82557	291251	64.86
PRIVATE BANKS																			
13	AXIS BANK	596	813	136.36	3435	4087	118.98	12999	8189	63.00	17031	13089	76.86	0	13089	76.86	0	13089	76.86
14	BANDHAN BANK	1004	3237	322.56	1848	3187	172.47	3151	2246	71.27	6003	8670	144.43	0	8670	144.43	0	8670	144.43
15	FEDERAL BANK	0	0	0.00	245	141	57.49	713	422	59.18	958	563	58.75	0	563	58.75	0	563	58.75
16	HDFC BANK	334	161	48.25	6263	6719	107.28	21842	20794	95.20	28440	27674	97.31	0	27674	97.31	0	27674	97.31
17	ICICI BANK	385	660	171.62	3470	3209	92.48	15290	13531	88.50	19144	17400	90.89	0	17400	90.89	0	17400	90.89
18	IDBI BANK	889	320	35.98	1364	599	43.94	5250	2201	41.92	7503	3120	41.58	22	3142	41.88	0	3142	41.88
19	INDUSIND BANK	442	4266	965.34	95	300	315.69	4474	3819	85.35	5011	8385	167.32	0	8385	167.32	0	8385	167.32
20	J & K BANK	0	0	0.00	0	0	0.00	177	100	56.70	177	100	56.70	0	100	56.70	0	100	56.70
21	KARNATAKA BANK	0	0	0.00	0	0	0.00	38	21	55.65	38	21	55.65	0	21	55.65	0	21	55.65
22	KOTAK MAHINDRA BANK	262	397	151.38	421	797	189.22	1517	1063	70.07	2201	2257	102.58	0	2257	102.58	0	2257	102.58
23	SOUTH INDIAN BANK	0	0	0.00	0	0	0.00	293	7	2.55	293	7	2.55	0	7	2.55	0	7	2.55
24	YES BANK	0	0	0.00	0	0	0.00	652	813	124.71	652	813	124.71	0	813	124.71	0	813	124.71
25	KARUR VYSYA BANK	0	0	0.00	0	0	0.00	21	17	83.99	21	17	83.99	0	17	83.99	0	17	83.99
26	IDFC FIRST BANK	30	79	261.67	103	135	131.06	1478	1348	91.24	1611	1563	96.99	0	1563	96.99	0	1563	96.99
27	RBL BANK	102	1435	1406.18	0	0	0.00	133	710	534.63	235	2145	913.46	299	2444	1040.65	0	2444	1040.65
TOTAL PRIVATE SECTOR BANKS		4044	11369	281.14	17245	19175	111.19	68027	55282	81.26	89316	85826	96.09	321	86147	96.45	0	86147	96.45
Total COMM. BANKS		106852	53435	50.01	145394	73646	50.65	286087	159196	55.65	538334	286277	53.18	8564	294840	54.77	82557	377397	70.10
CO-OPERATIVE BANKS																			
28	STATE CO-OP. BANK	1410	1278	90.66	2076	1682	81.03	3382	4392	129.88	6867	7352	107.06	0	7352	107.06	0	7352	107.06
TOTAL CO-OPERATIVE SECTOR BANKS		1410	1278	90.66	2076	1682	81.03	3382	4392	129.88	6867	7352	107.06	0	7352	107.06	0	7352	107.06
REGIONAL RURAL BANKS																			
29	BIHAR GRAMIN BANK	30522	20460	67.03	12929	8885	68.72	5166	1775	34.36	48616	31119	64.01	0	31119	64.01	0	31119	64.01
TOTAL REGIONAL RURAL BANKS		30522	20460	67.03	12929	8885	68.72	5166	1775	34.36	48616	31119	64.01	0	31119	64.01	0	31119	64.01
SMALL FINANCE BANK																			
30	JANA SMALL FIN. BANK	2	217	12913.69	0	8	3445.45	532	787	148.04	534	1012	189.59	0	1012	189.59	0	1012	189.59
31	UJJIVAN SMALL FIN. BANK	47	208	441.50	322	930	288.93	639	1140	178.43	1008	2278	226.03	0	2278	226.03	2278	4557	452.06
32	UTKARSH SMALL FIN. BANK	51	1511	2951.98	154	1700	1102.94	845	1045	123.63	1051	4257	405.13	0	4257	405.13	0	4257	405.13
33	ESAF SMALL FIN. BANK	19	40	213.70	14	68	481.95	103	247	239.41	136	355	261.15	0	355	261.15	0	355	261.15
34	UNITY SMALL FINANCE BANK	1	592	98595.00	0	0	0.00	7	46	666.03	7	637	8542.36	0	637	8542.36	0	637	8542.36
TOTAL SMALL FINANCE BANK		119	2568	2152.60	490	2706	551.84	2126	3265	153.57	2736	8539	312.12	0	8539	312.12	2278	10818	395.40
GRAND TOTAL		138903	77741	55.97	160889	86919	54.02	296761	168628	56.82	596553	333288	55.87	8564	341851	57.30	84835	426686	71.53

STATE LEVEL BANKERS' COMMITTEE BIHAR, PATNA

(CONVENOR- STATE BANK OF INDIA)

BANKWISE DEPOSIT,CREDIT,CD RATIO AND MARKET SHARE FY : 2025 - 26 AS ON 31.12.2025

(Rs.in Crore)

SL. NO	BANK NAME	DEPOSITS	ADVANCES	C:D Rat	M.SHARE (DEPOSIT)	M.SHARE (ADVANCES)
	LEAD BANKS					
1	STATE BANK OF INDIA	192737	79871	41.44	32.31	23.96
2	BANK OF BARODA	28703	15391	53.62	4.81	4.62
3	CANARA BANK	31310	17683	56.48	5.25	5.31
4	CENTRAL BANK OF INDIA	30393	14193	46.70	5.09	4.26
5	PUNJAB NATIONAL BANK	68589	28930	42.18	11.50	8.68
6	UNION BANK OF INDIA	17048	7098	41.63	2.86	2.13
7	UCO BANK	14430	6849	47.46	2.42	2.05
	OTHER BANKS					
8	BANK OF INDIA	32656	14365	43.99	5.47	4.31
9	BANK OF MAHARASHTRA	1483	2190	147.71	0.25	0.66
10	INDIAN BANK	25787	11235	43.57	4.32	3.37
11	INDIAN OVERSEAS BANK	5114	2170	42.42	0.86	0.65
12	PUNJAB AND SIND BANK	767	477	62.20	0.13	0.14
	TOTAL PUBLIC SECTOR BANKS	449017	200451	44.64	75.27	60.14
	PRIVATE BANKS					
13	AXIS BANK	17031	13089	76.86	2.85	3.93
14	BANDHAN BANK	6003	8670	144.43	1.01	2.60
15	FEDERAL BANK	958	563	58.75	0.16	0.17
16	HDFC BANK	28440	27674	97.31	4.77	8.30
17	ICICI BANK	19144	17400	90.89	3.21	5.22
18	IDBI BANK	7503	3120	41.58	1.26	0.94
19	INDUSIND BANK	5011	8385	167.32	0.84	2.52
20	J & K BANK	177	100	56.70	0.03	0.03
21	KARNATAKA BANK	38	21	55.65	0.01	0.01
22	KOTAK MAHINDRA BANK	2201	2257	102.58	0.37	0.68
23	SOUTH INDIAN BANK	293	7	2.55	0.05	0.00
24	YES BANK	652	813	124.71	0.11	0.24
25	KARUR VYSYA BANK	21	17	83.99	0.00	0.01
26	IDFC FIRST BANK	1611	1563	96.99	0.27	0.47
27	RBL BANK	235	2145	913.46	0.04	0.64
	TOTAL PRIVATE SECTOR BANKS	89316	85826	96.09	14.97	25.75
	Total COMM. BANKS	538334	286277	53.18	90.24	85.89
	CO-OPERATIVE BANKS					
28	STATE CO-OP. BANK	6867	7352	107.06	1.15	2.21
	TOTAL CO-OPERATIVE BANKS	6867	7352	107.06	1.15	2.21
	REGIONAL RURAL BANKS					
29	BIHAR GRAMIN BANK	48616	31119	64.01	8.15	9.34
	TOTAL REGIONAL RURAL BANKS	48616	31119	64.01	8.15	9.34
	SMALL FINANCE BANK					
30	JANA SMALL FIN. BANK	534	1012	189.59	0.09	0.30
31	UJJIVAN SMALL FIN. BANK	1008	2278	226.03	0.17	0.68
32	UTKARSH SMALL FIN. BANK	1051	4257	405.13	0.18	1.28
33	ESAF SMALL FIN. BANK	136	355	261.15	0.02	0.11
34	UNITY SMALL FINANCE BANK	7	637	8542.36	0.00	0.19
	TOTAL SMALL FINANCE BANK	2736	8539	312.12	0.46	2.56
	GRAND TOTAL	596553	333288	55.87	100.00	100.00

STATE LEVEL BANKERS' COMMITTEE BIHAR, PATNA																			
(CONVENOR- STATE BANK OF INDIA)																			
NON PERFORMING ASSETS IN VARIOUS SECTOR FY 2025-26 AS ON 31.12.2025																			
(Amount in Rs in Crore)																			
S.N.	NAME OF BANKS	AGRICULTURE			MSME			OPS			TOTAL PRIORITY SECTOR			NPS			NPA IN TOTAL ADVANCE		
		TOTAL O/S	TOTAL NPA	%AGE	TOTAL O/S	TOTAL NPA	%AGE	TOTAL O/S	TOTAL NPA	%AGE	TOTAL O/S	TOTAL NPA	%AGE	TOTAL O/S	TOTAL NPA	%AGE	TOTAL O/S	TOTAL NPA	%AGE
	LEAD BANKS																		
1	STATE BANK OF INDIA	10771	1440	13.37	13716	297	2.16	5895	23	0.39	30382	1760	5.79	49489	310	0.63	79871	2070	2.59
2	BANK OF BARODA	3582	289	8.07	3878	384	9.91	627	22	3.46	8087	695	8.60	7304	229	3.13	15391	924	6.00
3	CANARA BANK	2637	388	14.73	4025	312	7.74	1377	35	2.55	8039	735	9.14	9644	63	0.65	17683	798	4.51
4	CENTRAL BANK OF INDIA	5280	1522	28.82	4364	499	11.43	961	82	8.55	10605	2103	19.83	3588	60	1.66	14193	2162	15.23
5	PUNJAB NATIONAL BANK	6841	1877	27.44	7786	656	8.42	2021	156	7.71	16647	2688	16.15	12284	109	0.89	28930	2798	9.67
6	UNION BANK OF INDIA	1515	347	22.93	2267	110	4.84	428	16	3.65	4210	473	11.23	2887	197	6.81	7098	669	9.43
7	UCO BANK	1624	554	34.13	2417	283	11.69	1171	53	4.56	5212	890	17.08	1636	21	1.29	6849	911	13.31
	OTHER BANKS																		
8	BANK OF INDIA	3865	475	12.29	4631	437	9.44	1138	30	2.60	9634	942	9.78	4731	57	1.20	14365	999	6.95
9	BANK OF MAHARASHTRA	205	3	1.45	474	9	1.99	215	3	1.38	893	15	1.72	1297	1	0.06	2190	16	0.74
10	INDIAN BANK	2099	600	28.61	3802	268	7.06	404	11	2.61	6305	879	13.95	4930	52	1.06	11235	931	8.29
11	INDIAN OVERSEAS BANK	205	21	10.25	525	7	1.41	257	4	1.48	987	32	3.27	1183	61	5.15	2170	93	4.29
12	PUNJAB AND SIND BANK	51	7	12.93	191	21	10.97	51	4	7.60	294	31	10.72	184	3	1.45	477	34	7.16
	TOTAL PUBLIC SECTOR BANKS	38675	7524	19.46	48076	3282	6.83	14544	438	3.01	101295	11245	11.10	99157	1162	1.17	200451	12406	6.19
	PRIVATE BANKS																		
13	AXIS BANK	1781	181	10.16	3558	142	3.98	274	71	25.85	5613	394	7.01	7476	217	2.91	13089	611	4.67
14	BANDHAN BANK	2154	127	5.88	2287	111	4.87	645	48	7.47	5086	286	5.63	3584	149	4.16	8670	435	5.02
15	FEDERAL BANK	77	11	14.45	104	6	5.31	7	1	18.64	188	18	9.58	375	7	1.92	563	25	4.48
16	HDFC BANK	3125	212	6.79	10045	169	1.68	718	11	1.58	13888	393	2.83	13786	209	1.51	27674	601	2.17
17	ICICI BANK	1024	91	8.92	7543	122	1.61	206	4	1.79	8773	217	2.47	8626	171	1.98	17400	387	2.23
18	IDBI BANK	539	43	7.92	571	27	4.76	395	6	1.40	1505	75	5.01	1615	40	2.45	3120	115	3.69
19	INDUSIND BANK	4087	1242	30.38	2082	83	4.01	21	1	3.18	6190	1326	21.42	2195	177	8.07	8385	1503	17.92
20	J & K BANK	0	0	0.00	36	0	0.22	4	0	0.78	40	0	0.27	60	0	0.12	100	0	0.18
21	KARNATAKA BANK	0	0	0.00	8	0	2.07	2	0	0.00	10	0	1.56	11	0	0.00	21	0	0.76
22	KOTAK MAHINDRA BANK	1182	178	15.07	478	22	4.69	3	1	25.35	1662	201	12.10	595	22	3.65	2257	223	9.87
23	SOUTH INDIAN BANK	0	0	0.00	3	0	0.00	0	0	0.00	4	0	0.00	4	0	4.66	7	0	2.41
24	YES BANK	216	17	8.07	261	2	0.60	0	0	0.00	478	19	3.98	336	6	1.85	813	25	3.10
25	KARUR VYSYA BANK	0	0	0.00	2	0	10.31	0	0	0.00	2	0	9.47	15	0	0.00	17	0	1.32
26	IDFC FIRST BANK	284	20	7.18	199	4	1.84	8	0	0.00	491	24	4.90	1072	18	1.70	1563	42	2.71
27	RBL BANK	2128	197	9.26	3	0	15.20	6	1	9.30	2137	198	9.27	9	1	8.36	2145	199	9.27
	TOTAL PRIVATE SECTOR BANKS	16598	2319	13.97	27180	689	2.53	2290	143	6.24	46067	3151	6.84	39758	1017	2.56	85826	4168	4.86
	Total COMM. BANKS	55273	9844	17.81	75256	3971	5.28	16834	581	3.45	147362	14396	9.77	138915	2178	1.57	286277	16574	5.79
	CO-OPERATIVE BANKS																		
28	STATE CO-OP. BANK	6591	876	13.29	0	0	0.00	120	19	16.06	6711	895	13.34	641	118	18.33	7352	1013	13.78
	TOTAL CO-OPERATIVE SECTOR BA	6591	876	13.29	0	0	0.00	120	19	16.06	6711	895	13.34	641	118	18.33	7352	1013	13.78
	REGIONAL RURAL BANKS																		
29	BIHAR GRAMIN BANK	24425	5205	21.31	3483	1014	29.10	1255	181	14.42	29163	6399	21.94	1956	81	4.12	31119	6480	20.82
	TOTAL REGIONAL RURAL BANKS	24425	5205	21.31	3483	1014	29.10	1255	181	14.42	29163	6399	21.94	1956	81	4.12	31119	6480	20.82
	SMALL FINANCE BANK																		
30	JANA SMALL FIN. BANK	432	68	15.70	373	8	2.19	88	1	1.18	893	77	8.62	119	1	1.25	1012	78	7.76
31	UJJIVAN SMALL FIN. BANK	1212	21	1.70	237	4	1.58	335	4	1.15	1784	28	1.58	494	4	0.84	2278	32	1.42
32	UTKARSH SMALL FIN. BANK	2352	440	18.70	695	33	4.72	709	153	21.56	3756	625	16.65	501	59	11.69	4257	684	16.07
33	ESAF SMALL FIN. BANK	107	15	14.06	45	4	8.26	175	20	11.62	327	39	11.95	28	0	0.60	355	39	11.04
34	UNITY SMALL FINANCE BANK	409	53	12.92	77	15	18.83	47	19	40.52	533	86	16.20	104	8	7.38	637	94	14.76
	TOTAL SMALL FINANCE BANK	4512	596	13.21	1427	63	4.41	1354	197	14.56	7293	856	11.74	1246	72	5.78	8539	928	10.87
	GRAND TOTAL	90800	16521	18.19	80166	5048	6.30	19563	978	5.00	190529	22546	11.83	142758	2448	1.72	333288	24995	7.50

STATE LEVEL BANKERS' COMMITTEE BIHAR, PATNA																			
(CONVENOR- STATE BANK OF INDIA)																			
NON PERFORMING ASSETS SECTOR WISE FY 2025-26 AS ON 31.12.2025																			
(Amount in Rs. Crore)																			
SL. NO.	District Name	AGRICULTURE			MSME			OPS			TOTAL PRIORITY SECTOR			NPS			NPA IN TOTAL ADVANCE		
		TOTAL O/S	TOTAL NPA	%AGE	TOTAL O/S	TOTAL NPA	%AGE	TOTAL O/S	TOTAL NPA	%AGE	TOTAL O/S	TOTAL NPA	%AGE	TOTAL O/S	TOTAL NPA	%AGE	TOTAL O/S	TOTAL NPA	%AGE
1	ARARIA	2129	435	20.42	1545	105	6.80	293	28	9.49	3967	568	14.31	1973	40	2.02	5941	607	10.22
2	ARWAL	447	113	25.23	279	25	9.13	50	9	18.09	775	147	18.98	480	11	2.30	1255	158	12.60
3	AURANGABAD	1966	493	25.08	1437	86	5.96	305	29	9.46	3708	608	16.39	1843	37	2.03	5551	645	11.62
4	BANKA	1218	295	24.21	666	123	18.50	270	17	6.30	2154	435	20.20	946	19	2.05	3100	454	14.66
5	BEGUSARAI	3294	574	17.43	3191	146	4.59	623	28	4.50	7109	749	10.53	3655	57	1.56	10764	806	7.49
6	BHAGALPUR	1976	344	17.40	3244	147	4.52	892	21	2.30	6113	511	8.36	4871	83	1.70	10984	594	5.41
7	BHOJPUR	1745	328	18.80	1370	91	6.67	500	24	4.83	3615	444	12.27	2752	56	2.03	6367	499	7.84
8	BUXAR	1309	393	30.06	818	88	10.75	236	12	4.89	2363	493	20.86	1460	29	1.98	3823	522	13.65
9	DARBHANGA	2254	260	11.53	2241	136	6.07	593	28	4.66	5088	424	8.33	4350	60	1.39	9438	484	5.13
10	GAYA	3905	780	19.98	3626	240	6.61	955	40	4.15	8486	1060	12.49	5447	115	2.11	13933	1174	8.43
11	GOPALGANJ	2168	423	19.51	1216	84	6.90	233	22	9.46	3617	529	14.62	1917	39	2.06	5533	568	10.27
12	JAMUI	1221	360	29.47	571	55	9.59	112	12	10.94	1905	427	22.42	1175	30	2.51	3080	457	14.82
13	JEHANABAD	781	208	26.68	539	55	10.24	146	12	8.10	1465	275	18.78	996	18	1.85	2461	294	11.93
14	KAIMUR (BHABUA)	1502	396	26.36	584	63	10.74	161	15	9.37	2247	474	21.08	1171	23	1.93	3419	496	14.52
15	KATIHAR	2879	435	15.12	1736	85	4.91	480	23	4.85	5095	544	10.67	2607	43	1.67	7702	587	7.62
16	KHAGARIA	1414	300	21.22	660	41	6.15	112	12	10.85	2187	353	16.13	1124	26	2.32	3310	379	11.44
17	KISHANGANJ	1644	264	16.08	787	53	6.77	231	17	7.42	2661	335	12.58	1296	17	1.32	3958	352	8.89
18	LAKHISARAI	745	217	29.14	382	28	7.25	101	12	11.64	1228	257	20.89	781	12	1.52	2009	268	13.36
19	MADHEPURA	1589	343	21.57	805	79	9.83	188	19	10.15	2582	441	17.08	1421	25	1.78	4003	466	11.65
20	MADHUBANI	2605	377	14.47	1434	114	7.98	372	30	8.07	4411	522	11.82	2752	41	1.48	7164	562	7.85
21	MUNGER	727	184	25.27	655	78	11.97	251	13	5.04	1632	275	16.83	1790	39	2.19	3422	314	9.17
22	MUZAFFARPUR	4856	778	16.03	5435	272	5.01	1216	56	4.60	11507	1106	9.61	8272	159	1.92	19779	1265	6.40
23	NALANDA	2044	459	22.44	1738	150	8.60	380	28	7.27	4162	636	15.28	2695	52	1.92	6857	688	10.03
24	NAWADA	1552	355	22.88	919	76	8.27	271	18	6.45	2743	449	16.36	1528	28	1.81	4271	476	11.15
25	PASHCHIM CHAMPARAN	2849	476	16.70	1723	114	6.61	389	38	9.78	4961	628	12.66	2949	57	1.92	7910	684	8.65
26	PATNA	11577	1318	11.39	22486	1154	5.13	5934	121	2.05	39996	2593	6.48	52772	748	1.42	92768	3341	3.60
27	PURBI CHAMPARAN	4660	805	17.27	2769	166	5.98	466	31	6.75	7896	1002	12.69	4220	85	2.02	12115	1087	8.97
28	PURNIA	3120	541	17.34	3478	140	4.02	728	33	4.54	7325	714	9.74	3737	64	1.70	11062	777	7.03
29	ROHTAS	2304	734	31.85	2035	181	8.87	416	39	9.30	4754	953	20.04	2617	54	2.06	7371	1007	13.66
30	SAHARSA	1491	304	20.36	975	75	7.69	197	16	8.05	2663	394	14.81	1669	23	1.41	4332	418	9.64
31	SAMASTIPUR	3435	706	20.56	2412	142	5.89	552	35	6.30	6399	883	13.80	3444	84	2.44	9843	967	9.83
32	SARAN	2702	470	17.38	1817	175	9.63	419	30	7.06	4938	674	13.65	3245	52	1.61	8183	726	8.88
33	SHEIKHPURA	537	111	20.58	357	32	8.87	80	8	10.17	973	150	15.44	566	10	1.69	1540	160	10.38
34	SHEOHAR	532	103	19.42	202	31	15.43	40	4	10.21	774	139	17.91	380	12	3.04	1153	150	13.01
35	SITAMARHI	2078	471	22.67	1343	99	7.34	265	17	6.35	3686	586	15.91	2123	40	1.90	5809	627	10.79
36	SIWAN	3336	417	12.50	1862	122	6.56	401	30	7.53	5599	569	10.17	2601	47	1.81	8201	617	7.52
37	SUPAUL	1575	366	23.24	772	62	8.01	202	17	8.30	2549	445	17.44	1616	23	1.44	4165	468	11.23
38	VAISHALI	4633	585	12.63	2057	136	6.63	504	37	7.31	7195	759	10.54	3519	90	2.55	10714	848	7.92
	GRAND TOTAL	90800	16521	18.19	80166	5048	6.30	19563	978	5.00	190529	22547	11.83	142758	2448	1.72	333288	24995	7.50

**STATE LEVEL BANKERS' COMMITTEE BIHAR, PATNA
(CONVENOR- STATE BANK OF INDIA)**

NON PERFORMING ASSETS IN OTHER PRIORITY SECTOR FY 2025-26 AS ON 31.12.2025

No. in Actual and Amount in Crore

S.N.	Name of Bank	Education (PS)						Housing (PS)						Social Infrastructure						Renewable Energy						Other Priority						TOTAL OPS					
		Total Outstanding		Total NPA		%Age NPA		Total Outstanding		Total NPA		%Age NPA		Total Outstanding		Total NPA		%Age NPA		Total Outstanding		Total NPA		%Age NPA		Total Outstanding		Total NPA		%Age NPA							
		A/c	Amt	A/c	Amt	A/c	Amt	A/c	Amt	A/c	Amt	A/c	Amt	A/c	Amt	A/c	Amt	A/c	Amt	A/c	Amt	A/c	Amt	A/c	Amt	A/c	Amt	A/c	Amt	A/c	Amt						
LEAD BANKS																																					
1	STATE BANK OF INDIA	15575	672.95	453	12.26	2.91	1.82	38079	5149.40	124	10.69	0.33	0.21	14	1.98	0	0.00	0.00	0.00	3919	70.34	10	0.20	0.26	0.28	0	0.00	0	0.00	0.00	0.00	57587	5894.66	587	23.15	1.02	0.39
2	BANK OF BARODA	3190	141.70	357	10.33	11.19	7.29	4454	477.35	154	11.18	3.46	2.34	10	0.54	2	0.14	20.00	25.93	11	0.40	3	0.04	27.27	10.00	450	7.18	0	0.00	0.00	0.00	8115	627.16	516	21.71	6.36	3.46
3	CANARA BANK	5615	217.32	755	23.86	13.45	10.98	8600	1150.47	138	11.20	1.60	0.97	0	0.00	0	0.00	0.00	0.00	648	9.46	2	0.02	0.31	0.21	52	0.15	15	0.09	28.85	60.00	14915	1377.39	910	35.17	6.10	2.55
4	CENTRAL BANK OF INDIA	5493	214.24	2139	63.99	38.94	29.87	6612	742.60	934	15.41	14.13	2.08	4	0.49	0	0.00	0.00	0.00	0	0.00	0	0.00	0.00	0.00	1613	3.32	1609	2.75	99.75	82.83	13722	960.65	4682	82.15	34.12	8.55
5	PUNJAB NATIONAL BANK	11340	412.19	3536	129.90	31.18	31.51	12591	1574.32	307	20.59	2.44	1.31	0	0.00	0	0.00	0.00	0.00	1863	28.14	10	0.15	0.54	0.53	5619	5.94	3355	5.18	59.71	87.21	31413	2020.58	7208	155.82	22.95	7.71
6	UNION BANK OF INDIA	3214	133.70	357	11.28	11.11	8.44	3021	293.18	69	3.90	2.28	1.33	21	1.07	5	0.37	23.81	34.58	0	0.00	0	0.00	0.00	0.00	789	0.11	513	0.07	65.02	63.64	7045	428.06	944	15.62	13.40	3.65
7	UCO BANK	2029	60.24	581	17.17	28.63	28.50	4327	419.51	265	8.16	6.12	1.95	0	0.00	0	0.00	0.00	0.00	15	0.07	6	0.01	40.00	14.29	42194	690.91	20347	28.09	48.22	4.07	48566	1170.77	21199	53.44	43.65	4.56
OTHER BANKS																																					
8	BANK OF INDIA	3561	126.63	489	16.93	13.73	13.37	7737	996.01	176	12.61	2.27	1.27	0	0.00	0	0.00	0.00	0.00	0	0.00	0	0.00	0.00	0.00	63	15.10	5	0.09	7.94	0.60	11361	1137.74	670	29.64	5.90	2.61
9	BANK OF MAHARASHTRA	409	18.53	7	0.35	1.71	1.89	1158	194.89	14	2.62	1.21	1.34	0	0.00	0	0.00	0.00	0.00	71	1.27	0	0.00	0.00	0.00	0	0.00	0	0.00	0.00	0.00	1638	214.69	21	2.97	1.28	1.38
10	INDIAN BANK	1561	56.93	286	8.03	18.32	14.11	2820	342.47	29	2.47	1.03	0.72	2	0.03	2	0.03	100.00	100.00	257	4.17	0	0.00	0.00	0.00	0	0.00	0	0.00	0.00	0.00	4640	403.61	317	10.53	6.83	2.61
11	INDIAN OVERSEAS BANK	391	14.17	27	0.83	6.91	5.86	1712	228.84	20	2.96	1.17	1.29	0	0.00	0	0.00	0.00	0.00	0	0.00	0	0.00	0.00	0.00	79	13.82	0	0.00	0.00	0.00	2182	256.83	47	3.79	2.15	1.48
12	PUNJAB AND SIND BANK	84	3.80	12	0.13	14.29	3.42	394	45.87	34	3.75	8.63	8.18	3	0.06	1	0.00	33.33	0.00	6	0.11	0	0.00	0.00	0.00	250	1.49	50	0.02	20.00	1.34	737	51.34	97	3.90	13.16	7.60
Total Public Sector Bank		52462	2072.40	8999	295.07	17.15	14.24	91505	11614.91	2264	105.56	2.47	0.91	54	4.17	10	0.54	18.52	12.95	6790	113.95	31	0.43	0.46	0.38	51109	738.02	25894	36.30	50.66	4.92	201921	14543.49	37198	437.90	18.42	3.01
PRIVATE BANKS																																					
13	AXIS BANK	866	26.43	54	1.52	6.24	5.75	612	63.23	8	1.16	1.31	1.83	0	0.00	0	0.00	0.00	0.00	0	0.00	0	0.00	0.00	0.00	92831	184.36	36811	68.16	39.65	36.97	94309	274.02	36873	70.84	39.10	25.85
14	BANDHAN BANK	0	0.00	0	0.00	#DIV/0!	0.00	3114	243.97	168	13.04	5.39	5.34	0	0.00	0	0.00	0.00	0.00	0	0.00	0	0.00	0.00	0.00	162451	401.27	11888	35.15	7.32	8.76	165565	645.24	12056	48.19	7.28	7.47
15	FEDERAL BANK	7	0.22	1	0.06	0.00	27.27	39	5.39	1	0.20	2.56	3.71	0	0.00	0	0.00	0.00	0.00	1	0.20	0	0.00	0.00	0.00	1173	1.27	858	1.06	73.15	83.46	1220	7.07	860	1.33	70.49	18.81
16	HDFC BANK	192	5.12	5	0.12	2.60	2.34	8115	673.16	146	8.54	1.80	1.27	5	22.20	0	0.00	0.00	0.00	0	0.00	0	0.00	0.00	0.00	5872	17.79	2157	2.69	36.73	15.12	14184	718.27	2308	11.35	16.27	1.58
17	ICICI BANK	815	45.85	7	0.26	0.86	0.57	1102	153.25	28	3.43	2.54	2.24	0	0.00	0	0.00	0.00	0.00	0	0.00	0	0.00	0.00	0.00	1886	7.07	6	0.00	0.32	0.00	3803	206.17	41	3.69	1.08	1.79
18	IDBI BANK	419	16.65	33	0.85	7.88	5.11	3036	377.68	58	4.59	1.91	1.22	17	0.84	1	0.09	5.88	10.71	5	0.06	0	0.00	0.00	0.00	0	0.00	0	0.00	0.00	0.00	3477	395.23	92	5.53	2.65	1.40
19	INDUSIND BANK	0	0.00	0	0.00	0.00	0.00	0	0.00	0	0.00	0.00	0.00	45	0.05	0	0.00	0.00	0.00	0	0.00	0	0.00	0.00	0.00	8155	21.32	1593	0.68	19.53	3.19	8200	21.37	1593	0.68	19.43	3.18
20	J & K BANK	19	0.91	0	0.00	0.00	0.00	9	1.27	0	0.00	0.00	0.00	0	0.00	0	0.00	0.00	0.00	1	0.02	0	0.00	0.00	0.00	72	1.64	1	0.03	1.39	1.83	101	3.84	1	0.03	0.99	0.78
21	KARNATAKA BANK	4	0.11	0	0.00	0.00	0.00	15	2.02	0	0.00	0.00	0.00	0	0.00	0	0.00	0.00	0.00	0	0.00	0	0.00	0.00	0.00	0	0.00	0	0.00	0.00	0.00	19	2.13	0	0.00	0.00	0.00
22	KOTAK MAHINDRA BANK	0	0.00	0	0.00	0.00	0.00	7	1.40	0	0.00	0.00	0.00	0	0.00	0	0.00	0.00	0.00	0	0.00	0	0.00	0.00	0.00	1523	1.44	590	0.72	38.74	50.00	1530	2.84	590	0.72	38.56	25.35
23	SOUTH INDIAN BANK	2	0.03	0	0.00	0.00	0.00	0	0.00	0	0.00	0.00	0.00	0	0.00	0	0.00	0.00	0.00	0	0.00	0	0.00	0.00	0.00	2	0.21	0	0.00	0.00	0.00	4	0.24	0	0.00	0.00	0.00
24	YES BANK	4	0.14	0	0.00	0.00	0.00	0	0.00	0	0.00	0.00	0.00	0	0.00	0	0.00	0.00	0.00	0	0.00	0	0.00	0.00	0.00	78	0.22	0	0.00	0.00	0.00	82	0.36	0	0.00	0.00	0.00
25	KARUR VYSYA BANK	0	0.00	0	0.00	0.00	0.00	3	0.20	0	0.00	0.00	0.00	0	0.00	0	0.00	0.00	0.00	0	0.00	0	0.00	0.00	0.00	0	0.00	0	0.00	0.00	0.00	3	0.20	0	0.00	0.00	0.00
26	IDFC FIRST BANK	0	0.00	0	0.00	0.00	0.00	102	7.73	0	0.00	0.00	0.00	0	0.00	0	0.00	0.00	0.00	0	0.00	0	0.00	0.00	0.00	0	0.00	0	0.00	0.00	0.00	102	7.73	0	0.00	0.00	0.00
27	RBL BANK	0	0.00	0	0.00	0.00	0.00	0	0.00	0	0.00	0.00	0.00	0	0.00	0	0.00	0.00	0.00	0	0.00	0	0.00	0.00	0.00	2155	5.59	411	0.52	19.07	9.30	2155	5.59	411	0.52	19.07	9.30
Total Private Sector Bank		2328	95.47	100	2.82	4.30	2.95	16154	1529.29	409	30.96	2.53	2.02	67	23.08	1	0.09	1.49	0.39	7	0.28	0	0.00	0.00	0.00	276198	642.17	54315	109.01	19.67	16.98	294754	2290.30	54825	142.88	18.60	6.24
Total COMM. BANKS		54790	2167.87	9099	297.89	16.61	13.74	107659	13144.20	2673	136.52	2.48	1.04	121	27.25	11	0.63	9.09	2.31	6797	114.23	31	0.43	0.46	0.38	327307	1380.20	80209	145.31	24.51	10.53	496675	16833.80	92023	580.77	18.53	3.45
CO-OPERATIVE BANKS																																					
28	STATE CO-OP. BANK	2	0.09	0	0.00	0.00	0.00	114	15.53	21	0.35	18.42	2.25	0	0.00	0	0.00	0.00	0.00	0	0.00	0	0.00	0.00	0.00	11471	104.40	2862	18.93	24.95	18.13	11587	120.02	2883	19.29	24.88	16.07
Total Cooperative Bank		2	0.09	0	0.00	0.00	0.00	114	15.53	21	0.35	18.42	2.25	0	0.00	0	0.00	0.00	0.00	0	0.00	0	0.00	0.00	0.00	11471	104.40	2862	18.93	24.95	18.13	11587	120.02	2883	19.29	24.88	16.07
REGIONAL RURAL BANKS																																					
29	BIHAR GRAMIN BANK	5104	145.45	3242	101.91	63.52	70.07	6007	591.90	1805	34.80	30.05	5.88	0	0.00	0	0.00</																				

STATE LEVEL BANKERS' COMMITTEE BIHAR, PATNA

(CONVENOR- STATE BANK OF INDIA)

Cases Pending with District Authorities for Disposal under Section 14 of SARFAESI as on 31.12.2025

No. In Actual Amt. In Rs. Crore

S.N.	Bank Name	Cases pending 30.09.2025		Cases filed during the quarter Dec'25		Cases disposed during the quarter Dec'25		Cases pending as at the end of the quarter Dec'25		Cases pending for 6 months or more as on 31.12.2025	
		No.	Amt.	No.	Amt.	No.	Amt.	No.	Amt.	No.	Amt.
	LEAD BANKS										
1	STATE BANK OF INDIA	12	1.59	6	0.71	4	0.73	14	1.57	7	0.74
2	BANK OF BARODA	33	24.26	17	12.94	24	18.59	26	18.62	20	16.75
3	CANARA BANK	101	35.64	1	0.09	2	0.45	100	35.28	20	4.03
4	CENTRAL BANK OF INDIA	199	32.26	22	2.64	22	3.57	199	31.32	159	24.76
5	PUNJAB NATIONAL BANK	460	51.98	9	0.01	15	0.30	454	51.70	65	16.19
6	UNION BANK OF INDIA	22	9.32	48	23.08	1	0.35	69	32.05	5	3.90
7	UCO BANK	0	0.00	0	0.00	0	0.00	0	0.00	0	0.00
	OTHER BANKS										
8	BANK OF INDIA	54	11.27	26	6.43	21	5.88	59	11.82	22	4.96
9	BANK OF MAHARASHTRA	14	3.91	6	1.47	0	0.00	20	5.38	0	0.00
10	INDIAN BANK	21	11.23	16	6.52	3	0.51	34	17.24	25	15.17
11	INDIAN OVERSEAS BANK	17	3.39	3	5.53	3	5.53	17	3.39	9	1.54
12	PUNJAB AND SIND BANK	13	2.69	8	1.23	0	0.00	21	3.92	14	4.19
	TOTAL PUBLIC SECTOR BANKS	946	187.54	162	60.65	95	35.91	1013	212.29	346	92.23
	PRIVATE BANKS										
13	AXIS BANK	62	38.50	26	44.69	0	0.00	88	83.19	0	0.00
14	BANDHAN BANK	0	0.00	0	0.00	0	0.00	0	0.00	0	0.00
15	FEDERAL BANK	0	0.00	0	0.00	0	0.00	0	0.00	0	0.00
16	HDFC BANK	11	20.64	1	0.64	3	1.64	9	19.64	8	19.92
17	ICICI BANK	76	58.51	18	8.14	17	15.27	77	51.35	37	31.08
18	IDBI BANK	30	4.65	1	0.25	28	4.36	3	0.54	2	0.29
19	INDUSIND BANK	0	0.00	0	0.00	0	0.00	0	0.00	0	0.00
20	J & K BANK	0	0.00	0	0.00	0	0.00	0	0.00	0	0.00
21	KARNATAKA BANK	0	0.00	0	0.00	0	0.00	0	0.00	0	0.00
22	KOTAK MAHINDRA BANK	0	0.00	0	0.00	0	0.00	0	0.00	0	0.00
23	SOUTH INDIAN BANK	0	0.00	0	0.00	0	0.00	0	0.00	0	0.00
24	YES BANK	1	0.05	0	0.00	1	0.05	0	0.00	0	0.00
25	KARUR VYSYA BANK	0	0.00	0	0.00	0	0.00	0	0.00	0	0.00
26	IDFC FIRST BANK	0	0.00	0	0.00	0	0.00	0	0.00	0	0.00
27	RBL BANK	0	0.00	0	0.00	0	0.00	0	0.00	0	0.00
	TOTAL PRIVATE SECTOR BANKS	180	122.35	46	53.72	49	21.32	177	154.72	47	51.29
	Total COMM. BANKS	1126	309.89	208	114.37	144	57.23	1190	367.01	393	143.52
	CO-OPERATIVE BANKS										
28	STATE CO-OP. BANK	0	0.00	0	0.00	0	0.00	0	0.00	0	0.00
	TOTAL CO-OPERATIVE BANKS	0	0.00	0	0.00	0	0.00	0	0.00	0	0.00
	REGIONAL RURAL BANKS										
29	BIHAR GRAMIN BANK	57	13.78	16	6.06	3	1.31	70	18.53	47	10.50
	TOTAL REGIONAL RURAL BANKS	57	13.78	16	6.06	3	1.31	70	18.53	47	10.50
	SMALL FINANCE BANK										
30	JANA SMALL FIN. BANK	43	8.26	29	5.08	14	2.71	58	10.64	26	2.45
31	UJJIVAN SMALL FIN. BANK	0	0.00	0	0.00	0	0.00	0	0.00	0	0.00
32	UTKARSH SMALL FIN. BANK	21	4.24	0	0.00	0	0.00	21	4.24	2	0.75
33	ESAF SMALL FIN. BANK	0	0.00	0	0.00	0	0.00	0	0.00	0	0.00
34	UNITY SMALL FINANCE BANK	5	1.52	6	2.76	0	0.00	11	4.28	7	3.43
	TOTAL SMALL FINANCE BANK	69	14.02	35	7.84	14	2.71	90	19.16	35	6.63
	GRAND TOTAL	1252	337.69	259	128.27	161	61.25	1350	404.70	475	160.65

STATE LEVEL BANKERS' COMMITTEE BIHAR, PATNA

(CONVENOR- STATE BANK OF INDIA)

Cases Pending with District Authorities for Disposal under Section 14 of SARFAESI as on 31.12.2025

No. In Actual Amt. In Rs. Crore

S.N.	Bank Name	Cases pending 30.09.2025		Cases filed during the quarter Dec'25		Cases disposed during the quarter Dec'25		Cases pending as at the end of the quarter Dec'25		Cases pending for 6 months or more as on 31.12.2025	
		No.	Amt.	No.	Amt.	No.	Amt.	No.	Amt.	No.	Amt.
1	ARARIA	22	19.99	5	1.05	2	0.13	25	20.91	13	2.90
2	ARWAL	8	1.71	0	0.00	0	0.00	8	1.71	7	1.41
3	AURANGABAD	72	11.65	2	2.48	3	0.08	71	14.04	13	4.15
4	BANKA	5	1.00	2	0.35	3	0.55	4	0.80	0	0.00
5	BEGUSARAI	19	6.45	3	1.70	3	1.37	19	6.78	3	0.64
6	BHAGALPUR	52	26.89	13	14.11	18	2.27	47	38.74	22	33.40
7	BHOJPUR	15	16.36	3	0.89	1	9.77	17	7.48	5	1.72
8	BUXAR	7	2.03	0	0.00	1	0.07	6	1.96	3	1.06
9	DARBHANGA	28	20.80	4	0.91	6	1.98	26	19.72	14	14.27
10	GAYA	51	16.42	13	4.45	13	2.12	51	18.76	15	6.65
11	GOPALGANJ	25	4.30	9	1.01	1	0.05	33	5.26	12	1.67
12	JAMUI	5	0.29	1	0.10	0	0.00	6	0.39	1	0.05
13	JEHANABAD	5	0.87	14	6.54	0	0.00	19	7.41	2	0.50
14	KAIMUR (BHABUA)	2	2.47	3	5.80	0	0.00	5	8.27	3	0.47
15	KATIHAR	20	2.86	9	3.73	1	2.50	28	4.09	7	0.80
16	KHAGARIA	10	2.84	4	1.10	3	1.08	11	2.86	2	0.10
17	KISHANGANJ	38	3.85	1	0.44	6	0.47	33	3.82	22	2.36
18	LAKHISARAI	4	1.47	0	0.00	0	0.00	4	1.47	4	1.17
19	MADHEPURA	24	3.65	4	0.40	4	1.50	24	2.55	5	0.34
20	MADHUBANI	12	2.01	5	1.77	2	0.20	15	3.58	0	0.00
21	MUNGER	35	11.03	6	2.39	3	0.36	38	13.07	13	5.74
22	MUZAFFARPUR	69	8.27	19	6.07	5	1.02	83	13.32	15	3.78
23	NALANDA	59	9.17	1	0.45	1	0.00	59	9.62	30	6.85
24	NAWADA	6	1.26	3	0.00	2	0.00	7	1.26	14	7.12
25	PASHCHIM CHAMPARAN	47	9.84	2	1.40	4	1.40	45	9.84	31	3.80
26	PATNA	206	65.69	34	30.37	21	16.83	219	79.23	20	16.98
27	PURBI CHAMPARAN	34	10.45	13	2.98	16	5.56	31	7.87	10	3.53
28	PURNIA	105	30.44	24	17.19	11	7.09	118	40.53	33	11.41
29	ROHTAS	72	9.92	6	2.07	3	0.08	75	11.91	55	8.50
30	SAHARSA	19	4.74	8	2.42	7	1.15	20	6.01	10	2.56
31	SAMASTIPUR	23	6.61	9	4.81	1	0.04	31	11.37	2	0.86
32	SARAN	28	3.64	7	2.10	4	0.76	31	4.98	19	3.98
33	SHEIKHPURA	3	0.48	0	0.00	0	0.00	3	0.48	3	0.98
34	SHEOHAR	24	3.88	2	0.30	2	0.29	24	3.89	1	0.84
35	SITAMARHI	9	1.05	5	2.10	1	0.15	13	3.00	7	1.41
36	SIWAN	24	3.62	9	1.68	4	0.32	29	4.98	13	2.56
37	SUPAUL	10	1.05	2	0.26	0	0.00	12	1.31	5	0.54
38	VAISHALI	55	8.64	14	4.85	9	2.06	60	11.43	41	5.55
	GRAND TOTAL	1252	337.69	259	128.27	161	61.25	1350	404.70	475	160.65

STATE LEVEL BANKERS' COMMITTEE BIHAR, PATNA									
(CONVENOR- STATE BANK OF INDIA)									
BANK WISE CERTIFICATE CASES AS ON 31.12.2025									
No. In Actual Amt. in Rs. Crore									
S.NO.	Bank Name	Cases pending as on 30.09.2025		Cases filed during the quarter Dec'25		Cases disposed during the quarter Dec'25		Cases pending as on 31.12.2025	
		No.	Amt.	No.	Amt.	No.	Amt.	No.	Amt.
	LEAD BANKS								
1	STATE BANK OF INDIA	163313	1381.26	2060	85.89	2774	34.09	162599	1433.12
2	BANK OF BARODA	5114	59.76	535	4.66	641	7.61	5008	56.86
3	CANARA BANK	8364	42.64	236	2.20	106	1.28	8494	43.55
4	CENTRAL BANK OF INDIA	50714	303.54	115	0.56	93	0.38	50736	303.72
5	PUNJAB NATIONAL BANK	3085	99.34	0	0.00	3	0.87	3082	98.47
6	UNION BANK OF INDIA	0	0.00	0	0.00	0	0.00	0	0.00
7	UCO BANK	22326	443.54	387	2.32	99	0.55	22614	445.32
	OTHER BANKS								
8	BANK OF INDIA	10515	116.91	593	8.47	345	4.41	10763	120.98
9	BANK OF MAHARASHTRA	1176	35.54	0	0.00	0	0.00	1176	35.54
10	INDIAN BANK	7612	124.61	396	5.37	0	0.00	8008	130.00
11	INDIAN OVERSEAS BANK	1178	50.03	0	0.00	0	0.00	1178	50.03
12	PUNJAB AND SIND BANK	18	0.31	0	0.00	0	0.00	18	0.31
	TOTAL PUBLIC SECTOR BANKS	273415	2657.48	4322	109.47	4061	49.19	273676	2717.90
	PRIVATE BANKS								
13	AXIS BANK	53	1.24	0	0.00	0	0.00	53	1.24
14	BANDHAN BANK	0	0.00	0	0.00	0	0.00	0	0.00
15	FEDERAL BANK	0	0.00	0	0.00	0	0.00	0	0.00
16	HDFC BANK	0	0.00	0	0.00	0	0.00	0	0.00
17	ICICI BANK	0	0.00	0	0.00	0	0.00	0	0.00
18	IDBI BANK	1309	36.19	49	1.75	0	0.00	1358	37.94
19	INDUSIND BANK	0	0.00	0	0.00	0	0.00	0	0.00
20	J & K BANK	0	0.00	0	0.00	0	0.00	0	0.00
21	KARNATAKA BANK	0	0.00	0	0.00	0	0.00	0	0.00
22	KOTAK MAHINDRA BANK	0	0.00	0	0.00	0	0.00	0	0.00
23	SOUTH INDIAN BANK	0	0.00	0	0.00	0	0.00	0	0.00
24	YES BANK	0	0.00	0	0.00	0	0.00	0	0.00
25	KARUR VYSYA BANK	0	0.00	0	0.00	0	0.00	0	0.00
26	IDFC FIRST BANK	0	0.00	0	0.00	0	0.00	0	0.00
27	RBL BANK	0	0.00	0	0.00	0	0.00	0	0.00
	TOTAL PRIVATE SECTOR BANKS	1362	37.43	49	1.75	0	0.00	1411	39.18
	Total COMM. BANKS	274777	2694.91	4371	111.22	4061	49.19	275087	2757.08
	CO-OPERATIVE BANKS								
28	STATE CO-OP. BANK	15274	197.34	2712	62.62	91	1.05	17895	258.91
	TOTAL CO-OPERATIVE BANKS	15274	197.34	2712	62.62	91	1.05	17895	258.91
	REGIONAL RURAL BANKS								
29	BIHAR GRAMIN BANK	126682	2419.19	2819	53.16	3475	78.02	126026	2394.35
	TOTAL REGIONAL RURAL BANKS	126682	2419.19	2819	53.16	3475	78.02	126026	2394.35
	SMALL FINANCE BANK								
30	JANA SMALL FIN. BANK	0	0.00	0	0.00	0	0.00	0	0.00
31	UJJIVAN SMALL FIN. BANK	0	0.00	0	0.00	0	0.00	0	0.00
32	UTKARSH SMALL FIN. BANK	0	0.00	0	0.00	0	0.00	0	0.00
33	ESAF SMALL FIN. BANK	0	0.00	0	0.00	0	0.00	0	0.00
34	UNITY SMALL FINANCE BANK	0	0.00	0	0.00	0	0.00	0	0.00
	TOTAL SMALL FINANCE BANK	0	0.00	0	0.00	0	0.00	0	0.00
	GRAND TOTAL	416733	5311.44	9902	227.00	7627	128.26	419008	5410.34

STATE LEVEL BANKERS' COMMITTEE BIHAR, PATNA

(CONVENOR- STATE BANK OF INDIA)

DISTRICT WISE CERTIFICATE CASES AS ON 31.12.2025

No. In Actual Amt. in Rs. Crore

S.NO.	Bank Name	Cases pending as on 30.09.2025		Cases filed during the quarter Dec'25		Cases disposed during the quarter Dec'25		Cases pending as on 31.12.2025	
		No.	Amt.	No.	Amt.	No.	Amt.	No.	Amt.
1	ARARIA	7124	71.81	363	5.83	113	0.95	7374	76.71
2	ARWAL	2913	52.57	219	3.31	52	1.00	3080	54.88
3	AURANGABAD	11111	147.35	1152	5.81	214	3.91	12049	149.25
4	BANKA	23405	307.92	164	2.25	347	8.49	23222	301.68
5	BEGUSARAI	11883	152.43	452	5.06	105	0.87	12230	156.62
6	BHAGALPUR	27191	351.76	235	4.68	408	2.37	27018	354.06
7	BHOJPUR	12919	186.19	115	5.93	87	0.69	12947	191.43
8	BUXAR	10714	183.99	197	2.53	135	1.84	10776	184.70
9	DARBHANGA	3620	53.01	88	1.05	110	1.80	3598	52.26
10	GAYA	6096	77.96	303	5.20	127	1.17	6272	82.01
11	GOPALGANJ	10252	120.06	65	0.83	24	0.33	10293	120.57
12	JAMUI	7767	107.03	177	2.40	101	1.48	7843	107.95
13	JEHANABAD	5455	77.32	128	1.84	196	1.65	5387	77.52
14	KAIMUR (BHABUA)	14214	182.88	360	33.26	283	3.65	14291	212.47
15	KATI HAR	12798	149.79	193	3.90	203	1.71	12788	151.98
16	KHAGARIA	11618	125.82	789	10.76	129	1.74	12278	134.87
17	KISHANGANJ	12024	140.07	101	3.58	118	1.06	12007	142.58
18	LAKHISARAI	5332	83.12	36	0.29	50	0.45	5318	82.97
19	MADHEPURA	7154	91.66	339	5.16	48	0.38	7445	96.44
20	MADHUBANI	6094	100.85	39	0.83	94	1.31	6039	100.38
21	MUNGER	9988	106.51	225	2.17	189	1.87	10024	106.79
22	MUZAFFARPUR	25729	286.59	438	14.79	223	4.93	25944	296.45
23	NALANDA	8787	130.98	104	1.62	96	1.21	8795	131.42
24	NAWADA	5330	93.64	118	7.65	102	2.21	5346	99.07
25	PASHCHIM CHAMPARAN	19427	194.34	142	1.81	60	0.61	19509	195.53
26	PATNA	13130	218.99	81	1.44	263	6.88	12948	213.57
27	PURBI CHAMPARAN	22971	276.75	1178	3.49	502	2.96	23647	277.30
28	PURNIA	14574	193.62	183	4.08	2007	55.17	12750	142.53
29	ROHTAS	12535	248.19	312	60.75	234	3.60	12613	305.35
30	SAHARSA	5185	63.80	153	1.63	104	1.22	5234	64.22
31	SAMASTIPUR	11984	125.84	160	3.95	104	2.35	12040	127.44
32	SARAN	11143	141.23	95	1.25	207	1.39	11031	141.08
33	SHEIKHPURA	4224	47.76	82	1.20	102	1.18	4204	47.78
34	SHEOHAR	7659	47.92	137	1.01	33	0.22	7763	48.71
35	SITAMARHI	8690	72.29	127	1.91	115	1.24	8702	72.99
36	SIWAN	10123	121.53	269	4.59	64	0.75	10328	125.36
37	SUPAUL	6033	74.40	311	4.81	253	3.27	6091	75.95
38	VAISHALI	9537	103.47	272	4.35	25	0.35	9784	107.47
	GRAND TOTAL	416733	5311.44	9902	227.00	7627	128.26	419008	5410.34

LBS - MIS									
Statement showing Achievement vis-à-vis Targets under the Annual Credit Plan (ACP) for the quarter ended December 2025-26									
(No. in actuals, Amt. in Thousand)									
Sr. No	Sector	(A) Public Sector Banks							
		ACP Target (Annual)		Achievement/ Disbursement		% Achievement		Outstanding for the quarter	
		No. of Acc.	Amount	No. of Acc.	Amount	No. of Acc.	Amount	No. of Acc.	Amount
1	Priority Sector								
1A	Agriculture= 1A(i)+1A(ii)+1A (iii)	2674615	440470000.00	720766	170537481.70	26.95	38.72	2236684	386750970.33
1A(i)	Farm Credit	2617491	359050000.00	570946	105864494.95	21.81	29.48	2015664	255105842.87
1A(ii)	Agriculture Infrastructure	1568	3920000.00	1907	3155485.98	121.62	80.50	4004	8591763.96
1A(iii)	Ancillary Activities	55556	77500000.00	147913	61517501.04	266.24	79.38	217016	123053363.67
	Out of 1A(iii) above, loans upto 50 crore to Start-ups engaged in Agri and Allied services	0	0.00	100	55719.41	0.00	0.00	139	98802.69
	Out of Agriculture, loans to Small and Marginal	0	0.00	418488	73174361.78	0.00	0.00	1067759	175477899.35
1B	MSMEs = 1B(i)+1B(ii)+1B(iii)+1B(iv)+1B(v)	1187063	704560000.00	266839	469447011.66	22.48	66.63	611267	480760310.75
1B(i)	Micro Enterprises (Manufacturing + Service) (including Khadi and Village Industries)	1147500	459000000.00	253676	310193617.08	22.11	67.58	589963	343156565.29
1B(ii)	Small Enterprises (Manufacturing + Service)	36750	183750000.00	8673	116899256.98	23.60	63.62	15195	100036820.16
1B(iii)	Medium Enterprises (Manufacturing + Service)	2253	56210000.00	1210	40233427.26	53.71	71.58	1614	35535361.21
1B(iv)	Others under MSMEs	560	5600000.00	3280	2120710.90	585.71	37.87	4495	2031564.39
	Out of 1B(iv) above, loans upto 50 crores to Start-	0	0.00	0	0.00	0.00	0.00	0	0.00
1C	Export Credit	0	0.00	0	0.00	0.00	0.00	1	393.80
1D	Education (Priority Sector)	13024	5750000.00	15176	3104212.85	116.52	53.99	52462	20724028.90
1E	Housing (Priority Sector)	14880	14880000.00	12400	12205897.51	83.33	82.03	91505	116149101.66
1F	Social Infrastructure	1300	3250000.00	35	357865.52	2.69	11.01	54	41675.96
1G	Renewable Energy	8825	3530000.00	5061	913920.24	57.35	25.89	6790	1139518.39
1H	Others	126214	7060000.00	84764	6304760.49	67.16	89.30	51109	7380212.60
	Out of 1H above, loans upto 50 crore to Start-ups (other than Agri/ MSME)	0	0.00	0	0.00	0.00	0.00	0	0.00
2	Sub total= 1A+1B+1C+1D+1E+1F+1G+1H	4025921	1179500000.00	1105041	662871148.89	27.45	56.20	3049872	1012946211.73
3	Loans to weaker Sections under PSL	3400508	306030000.00	685503	116129846.33	20.16	37.95	2306476	338736375.77
	Out of 3 above, loans to individual women beneficiaries up to 1 lakh	0	0.00	95250	4583634.06	0.00	0.00	309969	10884080.38
4	Non-Priority Sector								
4A	Agriculture(NPS)	0	0.00	364	1191514.58	0.00	0.00	2617	26413550.22
4B	Education(NPS)	946	7010000.00	1167	1567242.65	123.36	22.36	2483	6851937.23
4C	Housing(NPS)	19644	58470000.00	22126	44977923.46	112.63	76.92	103018	195427344.89
4D	Personal Loans under Non-Priority Sector	168640	84320000.00	100904	71999421.58	59.83	85.39	379288	142640263.53
4E	Others(NPS)	1581982	474590000.00	354167	343678316.90	22.39	72.42	1133623	620232953.11
5	Sub-total=4A+4B+4C+4D+4E	1771212	624390000.00	478728	463414417.94	27.03	74.22	1621029	991566048.61
	Total=2+5	5797133	1803890000.00	1583769	1126285566.83	27.32	62.44	4670901	2004512260.35

LBS - MIS									
Statement showing Achievement vis-à-vis Targets under the Annual Credit Plan (ACP) for the quarter ended December 2025-26									
(No. in actuals, Amt. in Thousand)									
Sr. No	Sector	(B) Private Banks							
		ACP Target (Annual)		Achievement/ Disbursement		% Achievement		Outstanding for the quarter	
		No. of Acc.	Amount	No. of Acc.	Amount	No. of Acc.	Amount	No. of Acc.	Amount
1	Priority Sector								
1A	Agriculture= 1A(i)+1A(ii)+1A (iii)	1387957	226740000.00	1177871	105458735.94	84.86	46.51	4156559	165975187.38
1A(i)	Farm Credit	1359826	186630000.00	1167131	83632974.55	85.83	44.81	4133177	142325096.73
1A(ii)	Agriculture Infrastructure	816	2040000.00	69	295345.90	8.46	14.48	185	1130752.14
1A(iii)	Ancillary Activities	27315	38070000.00	10671	21530415.55	39.07	56.55	23197	22519338.64
	Out of 1A(iii) above, loans upto 50 crore to Start-ups engaged in Agri and Allied services	0	0.00	3	3069.21	0.00	0.00	2	1149.43
	Out of Agriculture, loans to Small and Marginal Farmers	0	0.00	491423	38866498.19	0.00	0.00	1935624	79434644.64
1B	MSMEs = 1B(i)+1B(ii)+1B(iii)+1B(iv)+1B(v)	531394	317090000.00	207558	237153608.94	39.06	74.79	484345	271796134.04
1B(i)	Micro Enterprises (Manufacturing + Service) (including Khadi and Village Industries)	513375	205350000.00	198375	113075828.44	38.64	55.06	470599	157208319.10
1B(ii)	Small Enterprises (Manufacturing + Service)	16686	83430000.00	8049	93045763.20	48.24	111.53	11931	90235764.26
1B(iii)	Medium Enterprises (Manufacturing + Service)	1063	25610000.00	1134	31032017.58	106.68	121.17	1815	24352050.98
1B(iv)	Others under MSMEs	270	2700000.00	0	0.00	0.00	0.00	0	0.00
	Out of 1B(iv) above, loans upto 50 crores to Start-ups)	0	0.00	0	0.00	0.00	0.00	0	0.00
1C	Export Credit	0	0.00	0	0.00	0.00	0.00	0	0.00
1D	Education (Priority Sector)	4769	2090000.00	304	123422.32	6.37	5.91	2328	954719.80
1E	Housing (Priority Sector)	4990	4990000.00	4510	1315832.99	90.38	26.37	16154	15292930.81
1F	Social Infrastructure	324	810000.00	51	17739.51	15.74	2.19	67	230833.85
1G	Renewable Energy	2500	1000000.00	6	2934.82	0.24	0.29	7	2805.39
1H	Others	316510	17720000.00	103703	5840639.64	32.76	32.96	276198	6421745.27
	Out of 1H above, loans upto 50 crore to Start-ups (other than Agri/ MSME)	0	0.00	0	0.00	0.00	0.00	0	0.00
2	Sub total= 1A+1B+1C+1D+1E+1F+1G+1H	2248444	570440000.00	1494003	349912914.05	66.45	61.34	4935658	460674356.11
3	Loans to weaker Sections under PSL	1642891	147850000.00	1296680	110518834.02	78.93	74.75	5500117	187367649.81
	Out of 3 above, loans to individual women beneficiaries up to 1 lakh	0	0.00	629698	39205418.98	0.00	0.00	1481434	43652079.04
4	Non-Priority Sector								
4A	Agriculture(NPS)	0	0.00	2131	4450588.02	0.00	0.00	6283	7011217.64
4B	Education(NPS)	1578	3390000.00	72	221553.88	4.56	6.54	539	1129805.63
4C	Housing(NPS)	9526	28290000.00	2323	7189365.85	24.39	25.41	16284	45911515.19
4D	Personal Loans under Non-Priority Sector	104640	52320000.00	72348	37554299.57	69.14	71.78	507709	93108740.69
4E	Others(NPS)	725390	217540000.00	828880	181582199.88	114.27	83.47	2089999	250420695.37
5	Sub-total=4A+4B+4C+4D+4E	841134	301540000.00	905754	230998006.84	107.68	76.61	2620814	397581974.10
	Total=2+5	3089578	871980000.00	2399757	580910920.89	77.67	66.62	7556472	858256330.22

LBS - MIS									
Statement showing Achievement vis-à-vis Targets under the Annual Credit Plan (ACP) for the quarter ended December 2025-26									
(No. in actuals, Amt. in Thousand)									
Name of the State : BIHAR									
Sr. No	Sector	(C) Regional Rural Banks							
		ACP Target (Annual)		Achievement/ Disbursement		% Achievement		Outstanding for the quarter	
		No. of Acc.	Amount	No. of Acc.	Amount	No. of Acc.	Amount	No. of Acc.	Amount
1	Priority Sector								
1A	Agriculture= 1A(i)+1A(ii)+1A (iii)	1646189	276260000.00	720228	144869200.00	43.75	52.44	2217444	244248757.00
1A(i)	Farm Credit	1607027	220370000.00	720206	144860328.00	44.82	65.74	2217141	244178579.06
1A(ii)	Agriculture Infrastructure	988	2470000.00	15	8690.99	1.52	0.35	95	58257.10
1A(iii)	Ancillary Activities	38174	53420000.00	7	181.02	0.02	0.00	208	11920.85
	Out of 1A(iii) above, loans upto 50 crore to Start-ups engaged in Agri and Allied services	0	0.00	0	0.00	0.00	0.00	0	0.00
	Out of Agriculture, loans to Small and Marginal	0	0.00	612193	131830940.96	0.00	0.00	1951351	219823880.94
1B	MSMEs = 1B(i)+1B(ii)+1B(iii)+1B(iv)+1B(v)	179679	105200000.00	312585	58010000.00	173.97	55.14	222669	34831892.00
1B(i)	Micro Enterprises (Manufacturing + Service) (including Khadi and Village Industries)	173950	69580000.00	312585	58009999.84	179.70	83.37	222669	34831892.03
1B(ii)	Small Enterprises (Manufacturing + Service)	5342	26710000.00	0	0.00	0.00	0.00	0	0.00
1B(iii)	Medium Enterprises (Manufacturing + Service)	316	8200000.00	0	0.00	0.00	0.00	0	0.00
1B(iv)	Others under MSMEs	71	710000.00	0	0.00	0.00	0.00	0	0.00
	Out of 1B(iv) above, loans upto 50 crores to Start-	0	0.00	0	0.00	0.00	0.00	0	0.00
1C	Export Credit	0	0.00	0	0.00	0.00	0.00	0	0.00
1D	Education (Priority Sector)	1050	460000.00	541	41480.72	51.52	9.02	5104	1454519.99
1E	Housing (Priority Sector)	3750	3750000.00	3711	2583581.52	98.96	68.90	6007	5918962.73
1F	Social Infrastructure	140	350000.00	0	0.00	0.00	0.00	0	0.00
1G	Renewable Energy	1025	410000.00	81	24297.77	7.90	5.93	81	13724.25
1H	Others	104478	5850000.00	3325	222227.40	3.18	3.80	8716	5166622.05
	Out of 1H above, loans upto 50 crore to Start-ups (other than Agri/ MSME)	0	0.00	0	0.00	0.00	0.00	0	0.00
2	Sub total= 1A+1B+1C+1D+1E+1F+1G+1H	1936311	392280000.00	1040471	205750787.41	53.73	52.45	2460021	291634477.89
3	Loans to weaker Sections under PSL	767686	69090000.00	690809	51424599.91	89.99	74.43	2154486	260612287.59
	Out of 3 above, loans to individual women beneficiaries up to 1 lakh	0	0.00	206119	11970911.74	0.00	0.00	322296	18861220.99
4	Non-Priority Sector								
4A	Agriculture(NPS)	0	0.00	0	0.00	0.00	0.00	0	0.00
4B	Education(NPS)	69	380000.00	10	12749.48	14.49	3.36	26	8311.73
4C	Housing(NPS)	484	1420000.00	1095	3018742.57	226.24	212.59	11003	7564559.00
4D	Personal Loans under Non-Priority Sector	2560	1280000.00	3505	1839532.22	136.91	143.71	11649	6169367.01
4E	Others(NPS)	39747	11920000.00	66094	5227365.92	166.29	43.85	254443	5817956.58
5	Sub-total=4A+4B+4C+4D+4E	42860	15000000.00	70704	10098390.11	164.97	67.32	277121	19560194.21
	Total=2+5	1979171	407280000.00	1111175	215849177.52	56.14	53.00	2737142	311194672.11

LBS - MIS									
Statement showing Achievement vis-à-vis Targets under the Annual Credit Plan (ACP) for the quarter ended December 2025-26									
(No. in actuals, Amt. in Thousand)									
Name of the State : BIHAR									
Sr. No	Sector	(D) Small Finance Banks							
		ACP Target (Annual)		Achievement/ Disbursement		% Achievement		Outstanding for the quarter	
		No. of Acc.	Amount	No. of Acc.	Amount	No. of Acc.	Amount	No. of Acc.	Amount
1	Priority Sector								
1A	Agriculture= 1A(i)+1A(ii)+1A (iii)	350149	57230000.00	360474	26010494.69	102.95	45.45	1220834	45116199.28
1A(i)	Farm Credit	342971	47030000.00	347047	25027682.69	101.19	53.22	1202056	44026598.14
1A(ii)	Agriculture Infrastructure	200	500000.00	0	0.00	0.00	0.00	0	0.00
1A(iii)	Ancillary Activities	6978	9700000.00	13427	982812.00	192.42	10.13	18778	1089601.13
	Out of 1A(iii) above, loans upto 50 crore to Start-ups engaged in Agri and Allied services	0	0.00	0	0.00	0.00	0.00	0	0.00
	Out of Agriculture, loans to Small and Marginal	0	0.00	308435	22010474.12	0.00	0.00	997596	36131846.23
1B	MSMEs = 1B(i)+1B(ii)+1B(iii)+1B(iv)+1B(v)	106225	63150000.00	30983	4283967.40	29.17	6.78	107212	14272966.59
1B(i)	Micro Enterprises (Manufacturing + Service) (including Khadi and Village Industries)	102675	41070000.00	30952	4086965.86	30.15	9.95	107097	13343841.75
1B(ii)	Small Enterprises (Manufacturing + Service)	3222	16110000.00	17	126972.76	0.53	0.79	94	758262.96
1B(iii)	Medium Enterprises (Manufacturing + Service)	229	4980000.00	12	65145.00	5.24	1.31	19	166256.91
1B(iv)	Others under MSMEs	99	990000.00	2	4883.81	2.02	0.49	2	4605.07
	Out of 1B(iv) above, loans upto 50 crores to Start-ups	0	0.00	0	0.00	0.00	0.00	0	0.00
1C	Export Credit	0	0.00	0	0.00	0.00	0.00	0	0.00
1D	Education (Priority Sector)	665	290000.00	0	0.00	0.00	0.00	0	0.00
1E	Housing (Priority Sector)	410	410000.00	2317	433579.70	565.12	105.75	4695	1225154.93
1F	Social Infrastructure	64	160000.00	894	37297.00	1396.88	23.31	20741	376572.10
1G	Renewable Energy	300	120000.00	0	0.00	0.00	0.00	0	0.00
1H	Others	252194	14120000.00	103040	6367554.90	40.86	45.10	339019	11936895.12
	Out of 1H above, loans upto 50 crore to Start-ups (other than Agri/ MSME)	0	0.00	0	0.00	0.00	0.00	0	0.00
2	Sub total= 1A+1B+1C+1D+1E+1F+1G+1H	710007	135480000.00	497708	37132893.68	70.10	27.41	1692501	72927787.84
3	Loans to weaker Sections under PSL	273257	24590000.00	413681	26869136.13	151.39	109.27	1480209	48923074.98
	Out of 3 above, loans to individual women beneficiaries up to 1 lakh	0	0.00	361641	23451242.76	0.00	0.00	1226787	41446367.53
4	Non-Priority Sector								
4A	Agriculture(NPS)	0	0.00	0	0.00	0.00	0.00	0	0.00
4B	Education(NPS)	313	110000.00	0	0.00	0.00	0.00	0	0.00
4C	Housing(NPS)	336	890000.00	390	477321.48	116.07	53.63	1561	1856290.60
4D	Personal Loans under Non-Priority Sector	2080	1040000.00	0	0.00	0.00	0.00	48	3205.55
4E	Others(NPS)	23476	7030000.00	99851	7712814.68	425.33	109.71	143059	10604974.71
5	Sub-total=4A+4B+4C+4D+4E	26205	9070000.00	100241	8190136.12	382.53	90.30	144668	12464470.81
	Total=2+5	736212	144550000.00	597949	45323029.80	81.22	31.35	1837169	85392258.65

LBS - MIS									
Statement showing Achievement vis-à-vis Targets under the Annual Credit Plan (ACP) for the quarter ended December 2025-26									
(No. in actuals, Amt. in Thousand)									
Name of the State : BIHAR									
Sr. No	Sector	(E) Rural Cooperative Banks (StCBs and DCCBs)							
		ACP Target (Annual)		Achievement/ Disbursement		% Achievement		Outstanding for the quarter	
		No. of Acc.	Amount	No. of Acc.	Amount	No. of Acc.	Amount	No. of Acc.	Amount
1	Priority Sector								
1A	Agriculture= 1A(i)+1A(ii)+1A (iii)	725502	119300000.00	77280	52478004.96	10.65	43.99	393852	65907848.31
1A(i)	Farm Credit	710193	97420000.00	67488	27218601.37	9.50	27.94	384053	30320261.84
1A(ii)	Agriculture Infrastructure	428	1070000.00	119	12727.09	27.80	1.19	100	6260.49
1A(iii)	Ancillary Activities	14881	20810000.00	9673	25246676.53	65.00	121.32	9699	35581325.95
	Out of 1A(iii) above, loans upto 50 crore to Start-ups engaged in Agri and Allied services	0	0.00	0	0.00	0.00	0.00	0	0.00
	Out of Agriculture, loans to Small and Marginal	0	0.00	0	0.00	0.00	0.00	0	0.00
1B	MSMEs = 1B(i)+1B(ii)+1B(iii)+1B(iv)+1B(v)	0	0.00	0	0.00	0.00	0.00	0	0.00
1B(i)	Micro Enterprises (Manufacturing + Service) (including Khadi and Village Industries)	0	0.00	0	0.00	0.00	0.00	0	0.00
1B(ii)	Small Enterprises (Manufacturing + Service)	0	0.00	0	0.00	0.00	0.00	0	0.00
1B(iii)	Medium Enterprises (Manufacturing + Service)	0	0.00	0	0.00	0.00	0.00	0	0.00
1B(iv)	Others under MSMEs	0	0.00	0	0.00	0.00	0.00	0	0.00
	Out of 1B(iv) above, loans upto 50 crores to Start-ups)	0	0.00	0	0.00	0.00	0.00	0	0.00
1C	Export Credit	0	0.00	0	0.00	0.00	0.00	0	0.00
1D	Education (Priority Sector)	23	10000.00	2	837.16	8.70	8.37	2	874.71
1E	Housing (Priority Sector)	870	870000.00	49	60642.79	5.63	6.97	114	155342.31
1F	Social Infrastructure	64	160000.00	0	0.00	0.00	0.00	0	0.00
1G	Renewable Energy	100	40000.00	0	0.00	0.00	0.00	0	0.00
1H	Others	34303	1920000.00	4594	2132313.20	13.39	111.06	11471	1043968.81
	Out of 1H above, loans upto 50 crore to Start-ups (other than Agri/ MSME)	0	0.00	0	0.00	0.00	0.00	0	0.00
2	Sub total= 1A+1B+1C+1D+1E+1F+1G+1H	760862	122300000.00	81925	54671798.11	10.77	44.70	405439	67108034.09
3	Loans to weaker Sections under PSL	249347	22440000.00	3177	118764.04	1.27	0.53	48702	1045154.26
	Out of 3 above, loans to individual women beneficiaries up to 1 lakh	0	0.00	0	0.00	0.00	0.00	0	0.00
4	Non-Priority Sector								
4A	Agriculture(NPS)	0	0.00	611	1545128.42	0.00	0.00	2473	1889386.45
4B	Education(NPS)	84	110000.00	0	0.00	0.00	0.00	0	0.00
4C	Housing(NPS)	320	930000.00	51	68496.14	15.94	7.37	346	208318.74
4D	Personal Loans under Non-Priority Sector	2080	1040000.00	1056	251563.16	50.77	24.19	3507	662408.75
4E	Others(NPS)	26418	7920000.00	5872	4248016.98	22.23	53.64	14455	3651925.00
5	Sub-total=4A+4B+4C+4D+4E	28902	10000000.00	7590	6113204.62	26.26	61.13	20781	6412038.79
	Total=2+5	789764	132300000.00	89515	60785002.73	11.33	45.94	426220	73520072.89

LBS - MIS									
Statement showing Achievement vis-à-vis Targets under the Annual Credit Plan (ACP) for the quarter ended December 2025-26									
(No. in actuals, Amt. in Thousand)									
Name of the State : BIHAR									
Sr. No	Sector	Total (Public Sector Banks, Private Banks, RRBs, SFBs and Rural Cooperative Banks) (A+B+C+D+E)							
		ACP Target (Fixed Annual)		Achievement/ Disbursement		% Achievement		Outstanding for the quarter	
		No. of Acc.	Amount	No. of Acc.	Amount	No. of Acc.	Amount	No. of Acc.	Amount
1	Priority Sector								
1A	Agriculture= 1A(i)+1A(ii)+1A (iii)	6784412	1120000000.00	3056619	499353917.29	45.05	44.59	10225373	907998962.30
1A(i)	Farm Credit	6637508	910500000.00	2872818	386604081.56	43.28	42.46	9952091	715956378.64
1A(ii)	Agriculture Infrastructure	4000	10000000.00	2110	3472249.96	52.75	34.72	4384	9787033.69
1A(iii)	Ancillary Activities	142904	199500000.00	181691	109277586.14	127.14	54.78	268898	182255550.24
	Out of 1A(iii) above, loans upto 50 crore to Start-ups engaged in Agri and Allied services	0	0.00	103	58788.62	0.00	0.00	141	99952.12
	Out of Agriculture, loans to Small and Marginal	0	0.00	1830539	265882275.05	0.00	0.00	5952330	510868271.16
1B	MSMEs = 1B(i)+1B(ii)+1B(iii)+1B(iv)+1B(v)	2004361	1190000000	817965	768894588.71	40.81	64.61	1425493	801661304.11
1B(i)	Micro Enterprises (Manufacturing + Service) (including Khadi and Village Industries)	1937500	775000000.00	795588	485366411.22	41.06	62.63	1390328	548540618.17
1B(ii)	Small Enterprises (Manufacturing + Service)	62000	310000000.00	16739	210071992.94	27.00	67.77	27220	191030847.38
1B(iii)	Medium Enterprises (Manufacturing + Service)	3861	95000000.00	2356	71330589.84	61.02	75.08	3448	60053669.10
1B(iv)	Others under MSMEs	1000	10000000.00	3282	2125594.71	328.20	21.26	4497	2036169.46
	Out of 1B(iv) above, loans upto 50 crores to Start-ups)	0	0.00	0	0.00	0.00	0.00	0	0.00
1C	Export Credit	0	0.00	0	0.00	0.00	0.00	1	393.80
1D	Education (Priority Sector)	19531	8600000.00	16023	3269953.05	82.04	38.02	59896	23134143.40
1E	Housing (Priority Sector)	24900	24900000.00	22987	16599534.51	92.32	66.66	118475	138741492.44
1F	Social Infrastructure	1892	4730000.00	980	412902.03	51.80	8.73	20862	649081.91
1G	Renewable Energy	12750	5100000.00	5148	941152.83	40.38	18.45	6878	1156048.03
1H	Others	833699	46670000.00	299426	20867495.63	35.92	44.71	686513	31949443.85
	Out of 1H above, loans upto 50 crore to Start-ups (other than Agri/ MSME)	0	0.00	0	0.00	0.00	0.00	0	0.00
2	Sub total= 1A+1B+1C+1D+1E+1F+1G+1H	9681545	2400000000.00	4219148	1310339542.14	43.58	54.60	12543491	1905290867.66
3	Loans to weaker Sections under PSL	6333689	570000000.00	3089850	305061180.43	48.78	53.52	11489990	836684542.41
	Out of 3 above, loans to individual women beneficiaries up to 1 lakh	0	0.00	1292708	79211207.54	0.00	0.00	3340486	114843747.94
4	Non-Priority Sector								
4A	Agriculture(NPS)	0	0.00	3106	7187231.02	0.00	0.00	11373	35314154.31
4B	Education(NPS)	2990	11000000.00	1249	1801546.01	41.77	16.38	3048	7990054.59
4C	Housing(NPS)	30310	90000000.00	25985	55731849.50	85.73	61.92	132212	250968028.42
4D	Personal Loans under Non-Priority Sector	280000	140000000.00	177813	111644816.53	63.50	79.75	902201	242583985.53
4E	Others(NPS)	2397013	719000000.00	1354864	542448714.36	56.52	75.44	3635579	890728504.77
5	Sub-total=4A+4B+4C+4D+4E	2710313	960000000.00	1563017	718814155.63	57.67	74.88	4684413	1427584726.52
	Total=2+5	12391858	3360000000.00	5782165	2029153697.77	46.66	60.39	17227904	3332875594.22

STATE LEVEL BANKERS' COMMITTEE, BIHAR

(CONVENOR- STATE BANK OF INDIA)

INFORMATION REGARDING FUNCTIONING OF RSETIs FY 2024-25 AS ON 31.12.2025

Sl. No.	District	Lead Bank	Date of Establishment of RSETI	Land Allotted by State Govt. (Yes/No)	MoU for land executed with the district administration (Yes/No)	Grant received from NIRD (Yes/No)	Map approved by Local authority (Yes/No)	Construction Started & Shifting Completed (Yes/No)	Construction Started Yes/No	Details of Training Programme Organised						AS ON DEC' 2025		
										During Financial Year 2025 - 26			Since Inception		AS ON 31.12.2025		Name of the Agency viz. DRDA/KVIC/NABARD etc. with whom claims are pending	Amt of reimbursement claim pending (Amt in Lacs)
										No. of persons sourced by the branches for training	No. of training programmes organised	No. of persons trained	No. of training programmes organised	No. of persons trained	No. of trainees settled	No. of trainees settled with Bank finance		
1	ARARIA	STATE BANK OF INDIA	19/02/2010	YES	YES	YES	YES	YES	YES	1	26	796	305	8873	540	357	SRLM	62
2	ARWAL	PUNJAB NATIONAL BANK	12/12/2011	YES	YES	YES	YES	YES	YES	125	35	1158	402	11585	9615	3674	SRLM	91
3	AURANGABAD	PUNJAB NATIONAL BANK	29/02/2012	YES	YES	YES	YES	YES	YES	1	24	802	376	11126	8248	3825	SRLM	89
4	BANKA	UCO BANK	30/06/2011	YES	YES	YES	YES	YES	YES	1	17	506	305	9473	5948	2639	SRLM	73
5	BEGUSARAI	UCO BANK	29/07/2011	YES	YES	YES	YES	YES	YES	1	23	684	369	11237	8729	4069	SRLM	0
6	BHAGALPUR	UCO BANK	14/03/2011	YES	YES	YES	YES	YES	YES	1	22	685	319	9844	6229	2552	SRLM	53
7	BHOJPUR	PUNJAB NATIONAL BANK	28/03/2012	YES	YES	YES	YES	YES	YES	95	21	652	308	9372	6526	2610	SRLM	72
8	BUXAR	PUNJAB NATIONAL BANK	26/12/2012	YES	YES	YES	YES	YES	YES	1	34	1055	312	8550	5766	2391	SRLM	19
9	DARBHANGA	CENTRAL BANK OF INDIA	27/11/2010	YES	YES	YES	YES	YES	YES	8	24	1064	793	9721	6778	2787	SRLM	102
10	GAYA	PUNJAB NATIONAL BANK	24/03/2010	YES	YES	YES	YES	YES	YES	501	44	1426	517	14765	9917	4659	SRLM	0
11	GOPALGANJ	CENTRAL BANK OF INDIA	10/02/2011	YES	YES	YES	YES	YES	YES	10	20	876	622	7819	5221	2220	SRLM	67
12	JAMUI	STATE BANK OF INDIA	26/03/2011	YES	YES	YES	YES	YES	YES	1	23	734	306	8770	6805	4108	KVIC	96
13	JEHANABAD	PUNJAB NATIONAL BANK	30/09/2011	YES	YES	YES	YES	YES	YES	309	38	1228	378	10997	8053	6075	SRLM	0
14	KAIMUR (BHABUA)	PUNJAB NATIONAL BANK	29/12/2011	YES	YES	YES	YES	YES	YES	1	39	1225	368	10286	7012	2350	SRLM	119
15	KATHIHAR	CENTRAL BANK OF INDIA	01/10/2011	YES	YES	YES	YES	YES	YES	12	19	1054	811	8951	6930	3728	SRLM	54
16	KHAGARIA	UNION BANK OF INDIA	23/03/2009	YES	YES	YES	YES	YES	YES	24	19	643	317	9768	6527	2446	SRLM	62
17	KISHANGANJ	STATE BANK OF INDIA	19/03/2010	YES	YES	YES	YES	YES	YES	1	27	883	341	10235	7946	4743	SRLM	103
18	LAKHISARAI	PUNJAB NATIONAL BANK	28/09/2010	YES	YES	YES	YES	YES	NO	1	34	1065	357	9770	6682	2406	SRLM	15
19	MADHEPURA	STATE BANK OF INDIA	27/03/2009	YES	YES	YES	YES	YES	YES	49	25	747	322	8918	6379	3743	SRLM	128
20	MADHUBANI	CENTRAL BANK OF INDIA	29/01/2011	YES	YES	YES	YES	YES	YES	5	15	1053	791	9038	6285	3955	SRLM	93
21	MUNGER	UCO BANK	01/02/2011	YES	YES	YES	YES	YES	NO	1	17	509	281	8977	4617	2643	SRLM	42
22	MUZAFFARPUR	CENTRAL BANK OF INDIA	19/02/2007	YES	YES	YES	YES	YES	YES	75	20	865	640	10839	8484	3965	SRLM	92
23	NALANDA	PUNJAB NATIONAL BANK	15/02/2010	YES	YES	YES	YES	YES	YES	8	27	938	424	12280	8522	3878	SRLM	66
24	NAWADA	PUNJAB NATIONAL BANK	28/03/2010	YES	YES	YES	YES	YES	NO	1	32	1098	375	10404	8226	4019	SRLM	113
25	PASHCHIM CHAMPARAN	CENTRAL BANK OF INDIA	27/01/2011	YES	YES	YES	YES	YES	YES	20	20	858	630	8705	308	166	SRLM	32
26	PATNA	PUNJAB NATIONAL BANK	15/01/2007	NO	NO	YES	NO	NO	NO	92	29	845	416	11433	8511	3410	SRLM	75
27	PURBI CHAMPARAN	CENTRAL BANK OF INDIA	19/12/2011	YES	YES	YES	YES	YES	YES	21	14	870	680	9480	6709	3191	SRLM	73
28	PURNIA	STATE BANK OF INDIA	30/03/2007	YES	YES	YES	YES	YES	YES	1	26	875	344	9928	7784	4527	SRLM	93
29	ROHTAS	PUNJAB NATIONAL BANK	27/01/2012	YES	YES	YES	YES	YES	YES	1	34	1096	319	9854	7306	4521	SRLM	100
30	SAHARSA	STATE BANK OF INDIA	27/03/2009	YES	YES	YES	YES	YES	YES	1	26	838	342	9518	6991	4159	SRLM	86
31	SAMASTIPUR	UNION BANK OF INDIA	31/03/2009	YES	YES	YES	YES	YES	YES	10	18	554	311	9352	6653	2907	SRLM	52
32	SARAN	CENTRAL BANK OF INDIA	08/02/2011	YES	YES	YES	YES	YES	YES	10	25	847	541	7776	4184	1754	SRLM	99
33	SHEIKHPURA	CANARA BANK	19/01/2010	YES	YES	YES	YES	YES	YES	946	27	892	429	13515	8033	3106	SRLM	69
34	SHEOHAR	BANK OF BARODA	31/03/2010	YES	YES	YES	YES	YES	YES	631	30	962	452	13642	10551	5055	SRLM	188
35	SITAMARHI	BANK OF BARODA	28/03/2012	YES	YES	YES	YES	YES	NO	577	25	816	333	9682	6601	3744	SRLM	113
36	SIWAN	CENTRAL BANK OF INDIA	15/03/2011	YES	YES	YES	YES	YES	YES	15	13	877	622	7235	7060	2933	SRLM	58
37	SUPAUL	STATE BANK OF INDIA	25/03/2009	YES	YES	YES	YES	YES	YES	1	25	846	319	9366	7642	4929	SRLM	63
38	VAISHALI	CANARA BANK	30/01/2008	YES	YES	YES	YES	YES	YES	911	27	861	552	16639	12810	5868	SRLM	158
Total Bihar										4470	964	33783	16629	387723	267128	130112		2870

STATE LEVEL BANKERS' COMMITTEE BIHAR, PATNA			
(CONVENOR - STATE BANK OF INDIA)			
DISTRICT CONSULTATIVE COMMITTEE (DCC) MEETING			
HELD DURING THE PERIOD 01.10.2025 To 31.12.2025			
SL. NO.	LEAD BANK	DISTRICT NAME	DATE OF DCC HELD
1	STATE BANK OF INDIA	ARARIA	17/12/2025
2	STATE BANK OF INDIA	JAMUI	23/12/2025
3	STATE BANK OF INDIA	KISHANGANJ	15/12/2025
4	STATE BANK OF INDIA	MADHEPURA	20/12/2025
5	STATE BANK OF INDIA	PURNIA	25/11/2025
6	STATE BANK OF INDIA	SAHARSA	20/12/2025
7	STATE BANK OF INDIA	SUPAUL	22/12/2025
8	BANK OF BARODA	SHEOHAR	23/12/2025
9	BANK OF BARODA	SITAMARHI	27/11/2025
10	CANARA BANK	SHEIKHPURA	09/12/2025
11	CENTRAL BANK OF INDIA	DARBHANGA	30/12/2025
12	CENTRAL BANK OF INDIA	GOPALGANJ	NOT HELD
13	CENTRAL BANK OF INDIA	KATIHAR	05/12/2025
14	CENTRAL BANK OF INDIA	MADHUBANI	09/12/2025
15	CENTRAL BANK OF INDIA	MUZAFFARPUR	15/12/2025
16	CENTRAL BANK OF INDIA	PASHCHIM CHAMPARAN	NOT HELD
17	CENTRAL BANK OF INDIA	PURBI CHAMPARAN	18/12/2025
18	CENTRAL BANK OF INDIA	SARAN	NOT HELD
19	CENTRAL BANK OF INDIA	SIWAN	23/12/2025
20	CENTRAL BANK OF INDIA	VAISHALI	12/12/2025
21	PUNJAB NATIONAL BANK	ARWAL	10/12/2025
22	PUNJAB NATIONAL BANK	AURANGABAD	26/12/2025
23	PUNJAB NATIONAL BANK	BHOJPUR	26/12/2025
24	PUNJAB NATIONAL BANK	BUXAR	22/12/2025
25	PUNJAB NATIONAL BANK	GAYA	24/12/2025
26	PUNJAB NATIONAL BANK	JEHANABAD	18/12/2025
27	PUNJAB NATIONAL BANK	KAIMUR (BHABUA)	31/12/2025
28	PUNJAB NATIONAL BANK	LAKHISARAI	19/12/2025
29	PUNJAB NATIONAL BANK	NALANDA	09/12/2025
30	PUNJAB NATIONAL BANK	NAWADA	26/12/2025
31	PUNJAB NATIONAL BANK	PATNA	26/12/2025
32	PUNJAB NATIONAL BANK	ROHTAS	23/12/2025
33	UNION BANK OF INDIA	KHAGARIA	12/12/2025
34	UNION BANK OF INDIA	SAMASTIPUR	23/12/2025
35	UCO BANK	BANKA	23/12/2025
36	UCO BANK	BEGUSARAI	29/12/2025
37	UCO BANK	BHAGALPUR	NOT HELD
38	UCO BANK	MUNGER	17/12/2025

STATE LEVEL BANKERS' COMMITTEE BIHAR, PATNA					
(CONVENOR- STATE BANK OF INDIA)					
BLOCK LEVEL BANKERS' COMMITTEE (BLBC) MEETING					
HELD DURING THE PERIOD 01.10.2025 To 31.12.2025					
SL. NO.	BANK NAME	DISTRICT NAME	TOTAL BLOCKS	NO OF BLOCKS MEETING HELD	NO OF BLOCKS MEETING NOT HELD
1	STATE BANK OF INDIA	ARARIA	9	9	0
2	STATE BANK OF INDIA	JAMUI	10	10	0
3	STATE BANK OF INDIA	KISHANGANJ	7	7	0
4	STATE BANK OF INDIA	MADHEPURA	13	13	0
5	STATE BANK OF INDIA	PURNIA	14	14	0
6	STATE BANK OF INDIA	SAHARSA	10	10	0
7	STATE BANK OF INDIA	SUPAUL	11	11	0
8	BANK OF BARODA	SHEOHAR	5	5	0
9	BANK OF BARODA	SITAMARHI	17	17	0
10	CANARA BANK	SHEIKHPURA	6	6	0
11	CENTRAL BANK OF INDIA	DARBHANGA	18	18	0
12	CENTRAL BANK OF INDIA	GOPALGANJ	14	10	4
13	CENTRAL BANK OF INDIA	KATIHAR	16	16	0
14	CENTRAL BANK OF INDIA	MADHUBANI	21	21	0
15	CENTRAL BANK OF INDIA	MUZAFFARPUR	16	16	0
16	CENTRAL BANK OF INDIA	PASHCHIM CHAMPARAN	18	18	0
17	CENTRAL BANK OF INDIA	PURBI CHAMPARAN	27	27	0
18	CENTRAL BANK OF INDIA	SARAN	20	20	0
19	CENTRAL BANK OF INDIA	SIWAN	19	19	0
20	CENTRAL BANK OF INDIA	VAISHALI	16	16	0
21	PUNJAB NATIONAL BANK	ARWAL	5	5	0
22	PUNJAB NATIONAL BANK	AURANGABAD	11	11	0
23	PUNJAB NATIONAL BANK	BHOJPUR	14	14	0
24	PUNJAB NATIONAL BANK	BUXAR	11	11	0
25	PUNJAB NATIONAL BANK	GAYA	24	24	0
26	PUNJAB NATIONAL BANK	JEHANABAD	7	7	0
27	PUNJAB NATIONAL BANK	KAIMUR (BHABUA)	11	11	0
28	PUNJAB NATIONAL BANK	LAKHISARAI	7	7	0
29	PUNJAB NATIONAL BANK	NALANDA	20	20	0
30	PUNJAB NATIONAL BANK	NAWADA	14	14	0
31	PUNJAB NATIONAL BANK	PATNA	23	23	0
32	PUNJAB NATIONAL BANK	ROHTAS	19	19	0
33	UNION BANK OF INDIA	KHAGARIA	7	7	0
34	UNION BANK OF INDIA	SAMASTIPUR	20	20	0
35	UCO BANK	BANKA	11	11	0
36	UCO BANK	BEGUSARAI	18	18	0
37	UCO BANK	BHAGALPUR	16	16	0
38	UCO BANK	MUNGER	9	9	0
TOTAL			534	530	4

STATE LEVEL BANKER'S COMMITTEE**(CONVENOR: STATE BANK OF INDIA)****KCC (AH) SATURATION DATA AS ON 31.12.2025 (Source: Jansuraksha Portal)****Cumulative data (Number)**

SI No.	Bank	Applications Received	Applications Accepted	Applications Sanctioned	% Sanctioned	Rejected/ Returned	% Rejected/ Returned	Pendency more than 15 days
1	Bank of Baroda	15081	14739	4106	27.86	10173	69.02	460
2	Bank of India	18179	17991	7868	43.73	9934	55.22	189
3	Bank of Maharashtra	52	51	11	21.57	40	78.43	0
4	Canara Bank	6560	6472	2831	43.74	3330	51.45	311
5	Central Bank of India	34040	33712	7062	20.95	25602	75.94	1048
6	Cooperative Bank	1434	1428	306	21.43	1029	72.06	93
7	IDBI Bank Ltd.	690	690	41	5.94	569	82.46	80
8	Indian Bank	10622	10435	2750	26.35	7642	73.23	43
9	Indian Overseas Bank	559	559	90	16.10	339	60.64	130
10	Jammu & Kashmir Bank	0	0	0	0.00	0	0.00	0
11	Punjab & Sind Bank	20	20	2	10.00	15	75.00	3
12	Punjab National Bank	57042	55310	14458	26.14	39968	72.26	882
13	State Bank of India	60669	59699	13919	23.32	45186	75.69	594
14	UCO Bank	11843	10933	3718	34.01	7187	65.74	19
15	Union Bank of India	8646	8466	1831	21.63	5709	67.43	921
Grand Total		225437	220505	58993	26.75	156723	71.07	4773

STATE LEVEL BANKER'S COMMITTEE								
(CONVENOR: STATE BANK OF INDIA)								
KCC (AH) SATURATION DATA AS ON 31.12.2025 (Source: Jansuraksha Portal)								
								Cumulative data (Number)
SI No.	District	Applications Received	Applications Accepted	Applications Sanctioned	% Sanctioned	Rejected/ Returned	% Rejected/ Returned	Pendency more than 15 days
1	Araria	7104	6444	1503	23.32	4762	73.90	179
2	Arwal	1338	1338	383	28.62	885	66.14	70
3	Aurangabad	2920	2799	1250	44.66	1497	53.48	52
4	Banka	6925	6925	2073	29.94	4822	69.63	30
5	Begusarai	7112	5940	2222	37.41	3634	61.18	84
6	Bhagalpur	8539	8539	2453	28.73	5676	66.47	398
7	Bhojpur	4768	4757	1065	22.39	3615	75.99	77
8	Buxar	6083	6081	1537	25.28	4539	74.64	5
9	Darbhanga	6474	6474	1841	28.44	4489	69.34	144
10	Gaya	9886	8676	2341	26.98	6249	72.03	86
11	Gopalganj	3675	3675	1398	38.04	2088	56.82	189
12	Jamui	4475	4365	797	18.26	3406	78.03	158
13	Jehanabad	4935	4929	1802	36.56	3091	62.71	36
14	Kaimur (Bhabua)	3447	3447	1036	30.06	2382	69.10	29
15	Katihar	7104	7104	1556	21.90	5318	74.86	230
16	Khagaria	5255	5255	1134	21.58	4121	78.42	0
17	Kishanganj	5721	5721	1294	22.62	4190	73.24	237
18	Lakhisarai	4501	4501	1679	37.30	2803	62.28	19
19	Madhepura	6416	6416	2604	40.59	3780	58.92	32
20	Madhubani	13929	13900	1606	11.55	12253	88.15	41
21	Munger	4544	4544	752	16.55	3699	81.40	93
22	Muzaffarpur	13693	13693	3404	24.86	10029	73.24	260
23	Nalanda	1648	1648	736	44.66	585	35.50	327
24	Nawada	7697	7644	1930	25.25	5283	69.11	431
25	Pashchim Champaran	3342	3342	969	28.99	2336	69.90	37
26	Patna	6544	6534	1550	23.72	4900	74.99	84
27	Purba Champaran	5221	5197	1121	21.57	3824	73.58	252
28	Purnia	7190	7166	1570	21.91	5330	74.38	266
29	Rohtas	9274	9274	1351	14.57	7650	82.49	273
30	Saharsa	6852	6852	2193	32.01	4659	67.99	0
31	Samastipur	8743	7495	3058	40.80	4248	56.68	189
32	Saran	4260	4260	670	15.73	3483	81.76	107
33	Sheikhpura	2024	1930	475	24.61	1399	72.49	56
34	Sheohar	2612	2578	961	37.28	1615	62.65	2
35	Sitamarhi	9825	9751	3480	35.69	6271	64.31	0
36	Siwan	2231	2183	487	22.31	1538	70.45	158
37	Supaul	1639	1637	442	27.00	1173	71.66	22
38	Vaishali	7491	7491	2270	30.30	5101	68.10	120
Grand Total		225437	220505	58993	26.75	156723	71.07	4773

STATE LEVEL BANKER'S COMMITTEE								
(CONVENOR: STATE BANK OF INDIA)								
KCC (FISHERIES) SATURATION DATA AS ON 31.12.2025 (Source: Jansuraksha Portal)								
								Cumulative data (Number)
SI No.	Bank	Applications Received	Applications Accepted	Applications Sanctioned	% Sanctioned	Rejected/ Returned	% Rejected/ Returned	Pendency more than 15 days
1	Bank of Baroda	786	785	50	6.37	653	83.18	82
2	Bank of India	817	815	251	30.80	461	56.56	95
3	Bank of Maharashtra	7	7	2	28.57	3	42.86	0
4	Canara Bank	411	411	100	24.33	234	56.93	77
5	Central Bank of India	1943	1757	258	14.68	1306	74.33	182
6	Cooperative Bank	195	195	64	32.82	103	52.82	28
7	IDBI Bank Ltd.	77	76	4	5.26	49	64.47	23
8	Indian Bank	566	565	44	7.79	507	89.73	14
9	Indian Overseas Bank	17	17	3	17.65	5	29.41	9
10	Jammu & Kashmir Bank	0	0	0	0.00	0	0.00	0
11	Punjab & Sind Bank	2	2	0	0.00	0	0.00	2
12	Punjab National Bank	3306	3216	239	7.43	2744	85.32	229
13	State Bank of India	3404	3245	319	9.83	2659	81.94	263
14	UCO Bank	559	508	88	17.32	413	81.30	7
15	Union Bank of India	747	739	6	0.81	683	92.42	50
Grand Total		12837	12338	1428	11.57	9820	79.59	1061

STATE LEVEL BANKER'S COMMITTEE								
(CONVENOR: STATE BANK OF INDIA)								
KCC (FISHERIES) SATURATION DATA AS ON 31.12.2025 (Source: Jansuraksha Portal)								
								Cumulative data (Number)
SI No.	District	Applications Received	Applications Accepted	Applications Sanctioned	% Sanctioned	Rejected/ Returned	% Rejected/ Returned	Pendency more than 15 days
1	Araria	352	350	70	20.00	273	78.00	7
2	Arwal	317	317	14	4.42	254	80.13	49
3	Aurangabad	656	641	32	4.99	597	93.14	12
4	Banka	334	334	71	21.26	254	76.05	9
5	Begusarai	535	473	67	14.16	400	84.57	6
6	Bhagalpur	14	14	0	0.00	14	100.00	0
7	Bhojpur	32	32	4	12.50	23	71.88	5
8	Buxar	223	223	134	60.09	87	39.01	2
9	Darbhanga	14	14	0	0.00	14	100.00	0
10	Gaya	496	496	134	27.02	350	70.56	12
11	Gopalganj	293	293	57	19.45	176	60.07	60
12	Jamui	567	567	20	3.53	451	79.54	96
13	Jehanabad	138	128	18	14.06	110	85.94	0
14	Kaimur (Bhabua)	177	177	7	3.95	170	96.05	0
15	Katihar	269	248	4	1.61	168	67.74	76
16	Khagaria	1881	1881	1	0.05	1880	99.95	0
17	Kishanganj	169	169	27	15.98	142	84.02	0
18	Lakhisarai	370	370	85	22.97	285	77.03	0
19	Madhepura	332	332	18	5.42	282	84.94	32
20	Madhubani	311	311	40	12.86	253	81.35	18
21	Munger	490	490	14	2.86	450	91.84	26
22	Muzaffarpur	590	590	93	15.76	445	75.42	52
23	Nalanda	91	91	11	12.09	78	85.71	2
24	Nawada	212	212	15	7.08	191	90.09	6
25	Pashchim Champaran	609	609	139	22.82	433	71.10	37
26	Patna	110	110	6	5.45	76	69.09	28
27	Purba Champaran	321	314	75	23.89	164	52.23	70
28	Purnia	335	335	16	4.78	191	57.01	128
29	Rohtas	31	31	2	6.45	27	87.10	2
30	Saharsa	403	237	43	18.14	194	81.86	0
31	Samastipur	235	213	47	22.07	154	72.30	12
32	Saran	640	640	11	1.72	501	78.28	104
33	Sheikhpura	370	337	53	15.73	176	52.23	108
34	Sheohar	36	36	4	11.11	32	88.89	0
35	Sitamarhi	112	112	30	26.79	82	73.21	0
36	Siwan	269	269	40	14.87	173	64.31	56
37	Supaul	287	126	1	0.79	118	93.65	7
38	Vaishali	216	216	25	11.57	152	70.37	39
Grand Total		12837	12338	1428	11.57	9820	79.59	1061

BANK WISE PROGRESS UNDER DEAF SETTLEMENT 01.09.2025 to 31.01.2026

No. in actual and amt in Rs. Crore

S.N.	Bank Name	Type of Depositor Accounts																							
		Retail						Institutional						Government						TOTAL (Retail+Institutional+Government)					
		Pending as on 31.08.2025		Settlement		% Ach.		Pending as on 31.08.2025		Settlement		% Ach.		Pending as on 31.08.2025		Settlement		% Ach.		Total		Total Settlement		% Ach.	
		No.	Amt.	No.	Amt.	No.	Amt.	No.	Amt.	No.	Amt.	No.	Amt.	No.	Amt.	No.	Amt.	No.	Amt.	No.	Amt.	No.	Amt.	No.	Amt.
1	STATE BANK OF INDIA	1322823	885.57	6569	44.90	0.50	5.07	25126	35.11	170	3.80	0.68	10.82	11522	68.04	644	51.65	5.59	75.91	1359471	988.72	7383	100.35	0.54	10.15
2	BANK OF BARODA	298543	97.31	437	4.75	0.15	4.88	1295	3.55	4	0.48	0.31	13.52	1210	20.72	11	4.88	0.91	23.55	301048	121.58	452	10.11	0.15	8.32
3	CANARA BANK	514431	152.72	1492	1.35	0.29	0.88	6577	8.91	12	0.24	0.18	2.67	1709	12.24	16	1.55	0.94	12.68	522717	173.87	1520	3.14	0.29	1.81
4	CENTRAL BANK OF INDIA	718687	290.78	587	3.70	0.08	1.27	1621	4.25	20	0.09	1.23	2.12	970	25.01	230	2.82	23.71	11.28	721278	320.04	837	6.61	0.12	2.07
5	PUNJAB NATIONAL BANK	1556452	413.27	9340	12.43	0.60	3.01	5636	4.34	71	0.90	1.26	20.82	1648	5.07	20	0.96	1.21	18.85	1563736	422.67	9431	14.28	0.60	3.38
6	UNION BANK OF INDIA	265146	59.84	762	2.31	0.29	3.86	3254	1.58	7	0.20	0.22	12.64	2441	8.79	36	3.06	1.47	34.80	270841	70.21	805	5.57	0.30	7.93
7	UCO BANK	259173	116.48	946	6.99	0.37	6.00	9267	6.13	24	0.13	0.26	2.12	2029	4.67	39	1.72	1.92	36.80	270469	127.28	1009	8.84	0.37	6.95
8	BANK OF INDIA	951759	231.13	2580	5.15	0.27	2.23	5360	4.49	17	0.17	0.32	3.79	888	6.24	27	2.15	3.04	34.46	958007	241.86	2624	7.47	0.27	3.09
9	BANK OF MAHARSHTRA	6067	0.82	8	0.02	0.13	2.44	1	0.05	0	0.00	0.00	0.00	0	0.00	0	0.00	0.00	0.00	6068	0.87	8	0.02	0.13	2.31
10	INDIAN BANK	576720	174.10	1547	11.21	0.27	6.44	11525	17.32	214	4.47	1.86	25.81	745	3.03	109	2.31	14.63	76.24	588990	194.45	1870	17.99	0.32	9.25
11	INDIAN OVERSEAS BANK	53465	15.21	114	0.60	0.21	3.94	1252	2.24	6	0.48	0.48	21.41	127	0.61	3	0.02	2.36	3.28	54844	18.06	123	1.10	0.22	6.09
12	PUNJAB & SIND BANK	11412	3.98	54	0.18	0.47	4.62	109	0.15	0	0.00	0.00	0.00	5	0.05	0	0.00	0.00	0.00	11526	4.18	54	0.18	0.47	4.40
13	AXIS BANK	39579	13.39	24	0.04	0.06	0.31	882	1.32	1	0.00	0.11	0.07	505	5.08	0	0.00	0.00	0.00	40966	19.79	25	0.04	0.06	0.22
14	FEDERAL BANK	2661	1.07	2	0.01	0.08	0.47	134	0.16	0	0.00	0.00	0.00	1	0.02	0	0.00	0.00	0.00	2796	1.25	2	0.01	0.07	0.40
15	HDFC	41653	6.55	24	0.05	0.06	0.77	232	0.27	0	0.00	0.00	0.00	120	1.19	0	0.00	0.00	0.00	42005	8.01	24	0.05	0.06	0.63
16	ICICI	15814	11.62	56	0.23	0.35	1.98	141	0.19	0	0.00	0.00	0.00	11	0.03	0	0.00	0.00	0.00	15966	11.84	56	0.23	0.35	1.94
17	IDBI	29749	6.74	61	0.56	0.21	8.31	224	2.76	2	0.21	0.89	7.61	438	1.06	0	0.00	0.00	0.00	30411	10.55	63	0.77	0.21	7.30
18	INDUSIND BANK	7709	1.40	5	0.01	0.06	0.46	6	0.00	0	0.00	0.00	0.00	3	0.00	0	0.00	0.00	0.00	7718	1.40	5	0.01	0.06	0.46
19	JAMMU & KASHMIR BANK	2449	0.89	12	0.02	0.49	2.59	7	0.00	1	0.00	14.29	11.11	0	0.00	0	0.00	0.00	0.00	2456	0.89	13	0.02	0.53	2.60
20	KARNATKA BANK	1229	0.14	3	0.00	0.24	0.43	0	0.00	0	0.00	0.00	0.00	0	0.00	0	0.00	0.00	0.00	1229	0.14	3	0.00	0.24	0.43
21	KOTAK MAHINDRA BANK	2566	251.68	6	0.06	0.23	0.02	0	0.00	0	0.00	0.00	0.00	0	0.00	0	0.00	0.00	0.00	2566	251.68	6	0.06	0.23	0.02
22	SOUTH INDIAN BANK	1084	0.57	4	0.00	0.37	0.10	20	0.09	0	0.00	0.00	0.00	0	0.00	0	0.00	0.00	0.00	1104	0.65	4	0.00	0.36	0.09
23	YES BANK	93	0.07	0	0.00	0.00	0.00	2	0.00	0	0.00	0.00	0.00	0	0.00	0	0.00	0.00	0.00	95	0.07	0	0.00	0.00	0.00
24	STATE COOPERATIVE BANK	99418	15.50	1	0.00	0.00	0.01	743	0.30	0	0.00	0.00	0.00	0	0.00	0	0.00	0.00	0.00	100161	15.80	1	0.00	0.00	0.01
25	BIHAR GRAMIN BANK	1368131	171.33	1017	7.55	0.07	4.41	10622	2.89	0	0.00	0.00	0.00	0	0.00	0	0.00	0.00	0.00	1378753	174.22	1017	7.55	0.07	4.33
26	UJJIVAN SFB	2	0.00	0	0.00	0.00	0.00	0	0.00	0	0.00	0.00	0.00	0	0.00	0	0.00	0.00	0.00	2	0.00	0	0.00	0.00	0.00
TOTAL BIHAR		8146815	2922.15	25651	102.12	0.31	3.49	84036	96.10	549	11.17	0.65	11.63	24372	161.84	1135	71.12	4.66	43.94	8255223	3180.09	27335	184.41	0.33	5.80

re-KYC PROGRESS AS ON 06.02.2026 FOR RURAL BRANCHES				
Sr. No.	Bank Name	Target Base (Total number of accounts for which re-KYC is falling due till June 30, 2026) (A)	Out of (A, Completed as on 06.02.2026	% Completion
1	Bank of Maharashtra	247	247	100.00
2	IndusInd Bank	22364	14566	65.13
3	Punjab & Sind Bank	13	8	61.54
4	Bank of Baroda	248165	145581	58.66
5	Central Bank of India	2016363	1106983	54.90
6	Indian Bank	474589	237499	50.04
7	DCB Bank	203	100	49.26
8	Bihar Gramin Bank	4966681	2323251	46.78
9	Indian Overseas Bank	19348	7957	41.13
10	IDFC First Bank	66	27	40.91
11	Union Bank of India	244878	84650	34.57
12	HDFC Bank	565	195	34.51
13	State Bank of India	2683984	818749	30.50
14	IDBI Bank	26345	7520	28.54
15	UCO Bank	1248718	323043	25.87
16	ICICI Bank	1174	288	24.53
17	Bank of India	433398	101642	23.45
18	Canara Bank	55429	11788	21.27
19	Kotak Mahindra Bank	610	106	17.38
20	Bandhan Bank	75819	12806	16.89
21	Axis Bank	12171	1492	12.26
22	Punjab National Bank	2171828	253911	11.69
23	RBL Bank	9628	838	8.70
	TOTAL	14712586	5453247	37.07

STATE LEVEL BANKERS' COMMITTEE BIHAR, PATNA			
(CONVENOR- STATE BANK OF INDIA)			
District wise FL camps conducted pertaining to rural branches data during December 2025 quarter			
SL.NO.	NAME OF DISTRICT	No of rural branches in district	No of camps conducted during the quarter
1	ARARIA	86	95
2	ARWAL	42	115
3	AURANGABAD	122	413
4	BANKA	80	150
5	BEGUSARAI	85	204
6	BHAGALPUR	102	154
7	BHOJPUR	124	410
8	BUXAR	84	291
9	DARBHANGA	118	243
10	GAYA	185	501
11	GOPALGANJ	128	325
12	JAMUI	75	210
13	JEHANABAD	59	165
14	KAIMUR (BHABUA)	90	317
15	KATIHAR	106	232
16	KHAGARIA	39	144
17	KISHANGANJ	64	78
18	LAKHISARAI	45	148
19	MADHEPURA	40	78
20	MADHUBANI	126	433
21	MUNGER	63	196
22	MUZAFFARPUR	204	405
23	NALANDA	144	434
24	NAWADA	74	489
25	PASHCHIM CHAMPARAN	106	214
26	PATNA	206	482
27	PURBI CHAMPARAN	105	346
28	PURNIA	98	137
29	ROHTAS	134	501
30	SAHARSA	47	141
31	SAMASTIPUR	173	383
32	SARAN	169	327
33	SHEIKHPURA	31	149
34	SHEOHAR	20	72
35	SITAMARHI	57	130
36	SIWAN	147	288
37	SUPAUL	48	80
38	VAISHALI	144	294
	GRAND TOTAL	3770	9774



हर भारतीय का बैंक

STATE LEVEL BANKERS' COMMITTEE BIHAR

CONVENOR BANK : STATE BANK OF INDIA

SLBC DEPARTMENT (4th FLOOR)

LOCAL HEAD OFFICE, WEST GANDHI MAIDAN, PATNA-800001

Ph.No. 0612-2209075-76

Email - slbc.bihar@sbi.co.in, | Website - www.slbcbihar.com

